

Silvermine

FALL 2020

School of Art

Silvermine Arts Center

Fall Session 2020

September 14 – December 19

(14 Weeks)

Fall Session Holidays - School closed:

Rosh Hashanah – Saturday, September 19

Yom Kippur - Monday, September 28

Thanksgiving – Wednesday - Sunday, November 25 - 28

Winter Session 2021

January 11 – March 27

(10 Weeks)

Winter Session Holiday - School closed:

Martin Luther King Day – Monday, January 18

President's Day – Monday, February 15

Spring Session 2021

April 5 – June 26

(10 Weeks)

Spring Session Holidays- School closed:

Memorial Day – Monday, May 31

REGISTRATION INFORMATION

Need Help Choosing the Right Course?

If you need assistance in your selection, contact the school office at 203-966-6668, x 2 or schooladmin@silvermineart.org

How to Register?

Online: www.silvermineart.org

Phone: 203-966-6668, ext. 2

NO IN-PERSON REGISTRATION, EMAIL or FAX

Silvermine Arts Center

Coronavirus / COVID-19

Warning & Disclaimer

Despite our careful attention to cleaning and social distancing, Silvermine cannot warrant that you will not become infected with COVID-19 while using our facilities or participating in our programs. COVID-19 is extremely contagious and there is a risk of exposure and infection at any time and any place. By using our facilities or participating in our programs, you are acknowledging and accepting these risks.

Please visit our website for more details: www.silvermineart.org

SCHOOL OFFICE HOURS

Monday – Friday

9 AM – 5 PM

Location: 1028 Silvermine Rd

The school office is located across the street from the main building—to the left of the Silvermine Market.

Please address inquiries regarding programs of study to:

Silvermine School of Art

1037 Silvermine Rd.

New Canaan, CT 06840-4398

Email: schooladmin@silvermineart.org

Phone: 203-966-6668, ext. 2

SCHOOL POLICIES

<https://www.silvermineart.org/school/policies/>

GIFT CERTIFICATES

Silvermine School of Art has gift certificates available in any denomination you wish. Please call 203-966-6668, ext. 2 to purchase gift certificates.

PRIVATE & GROUP EVENTS

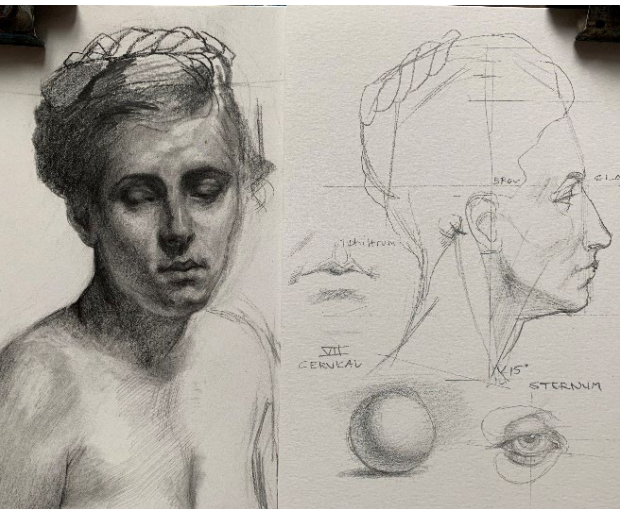
Private Tutorials & Group Workshops
<https://www.silvermineart.org/school/private-lessons-parties/>

Learning Pods, Homeschool Groups
<https://www.silvermineart.org/school/private-lessons-parties/>

Team Building Art Workshops
<https://www.silvermineart.org/school/private-lessons-parties/>

Teacher Enrichment: Expand Your Classroom
<https://www.silvermineart.org/school/private-lessons-parties/>

Children’s Art Birthday Parties
<https://www.silvermineart.org/school/private-lessons-parties/>



CONTENTS

Private Workshops & Parties	1
Adult Courses	2-16
Adult Workshops	17-24
Adult Online Courses & Workshops	25-32
Youth Courses	33-36
Youth Workshops	37-44
Youth Online Courses & Workshops	44-49

ADULT COURSES



PAINTING & DRAWING

Introduction to the Art of Drawing

Alex McFarlane

Monday | 1:00 PM - 4:00 PM

12 Weeks: September 14 - December 07

We begin by learning how to measure using our eye, how to create the proportions of our subject. When applying these methods of measurement and proportion, we give drama and expression to our drawings. Learn about shading, perspective and composition. Subjects include basic forms, the figure, portrait and landscapes. Every class will start with a demonstration and individual attention to is given each student.

\$560.00

Watercolor Landscapes

Wendy MacCordy

Tuesday | 9:30 AM - 12:30 PM

7 Weeks: September 15 - October 27

The fundamentals of watercolor will be taught and the emphasis will be on becoming comfortable with the spontaneous nature of the medium. We will focus on how to capture light filled landscape paintings by using the white of the watercolor paper. Demonstrations will be given at the beginning of each class. Bring your own landscape photographs as a reference.

\$335.00

Abstract Painting

Natasha Karpinskaia

Wednesday | 7:00 PM - 9:00 PM

6 Weeks: September 16 - October 21

Wednesday | 7:00 PM - 9:00 PM

6 Weeks: October 28 - December 09

This class is intended for anyone who wants to explore non-representational painting, to strengthen and develop their own voice as a painter, and take some risks with their painting. We will experiment with color, proportion, shapes and texture. This course is also suitable for those who want to have more confidence in their own way of painting. No prior experience necessary, appropriate to beginners to advanced painters.

\$210.00

Abstract Painting: Your Choice Floral, Landscape or Figure in Symbols and Color

Dmitri Wright

Wednesday | 1:00 PM - 4:00 PM

12 Weeks: September 16 - December 09

Develop your own unique personal vision as an abstract painter and explore new ideas via the art of the creative process. Focus will be on the abstraction from the representative in applying one's personal perception, temperament and aesthetical beauty for more expressive freedom in chosen subject: such as figure, floral or landscape. There will be painting demonstrations and examples of color and compositional theory, in addition to playful exercises in working large, both individually and collectively. Students at all levels are welcome to work in any medium of their choice.

\$560.00

Big Picture: Choose Your Theme Figure, Landscape, or Still Life

Alex McFarlane

Wednesday | 1:00 PM - 4:00 PM

12 Weeks: September 16 - December 09

This course is ideal for someone who wants to start, execute and finish one painting or drawing. For the narrative artist, there will be a sustained pose for the entire session. The still life artist will have an individual set-up tailored to meet his or her needs. For the landscape artist, there will be individual guidance in making nature look natural. There will be demonstrations.

\$560.00

Beyond a Pretty Picture

Alex McFarlane

Thursday | 7:00 PM - 10:00 PM

12 Weeks: September 17 - December 10

You know you are good, but how do you get your painting to look like the vision in your head? This is tailored to the individual, from how you think about art to how you develop a personalized statement. Learn to analyze your vision and find a seamless balance between concept, composition and technique.

\$560.00

Figure Drawing

Justin Wiest

Thursday | 9:30 AM - 12:30 PM

6 Weeks: September 17 - October 22

Thursday | 9:30 AM - 12:30 PM

6 Weeks: October 29 - December 10

Learn the human figure's complex construction while heightening their ability to draw a figure from observation. Working from the model, emphasis on gesture, balance and proportion will be stressed throughout to aid in the illusion of credibility posed figures. Students should leave this class with a better understanding of the figure's key landmarks, form sense and construction as well as a greater ability to render a figure from life and from memory.

\$370.00



Foundation Drawing

Matthew Shelley

Thursday | 1:00 PM - 4:00 PM

6 Weeks: September 17 - October 22

Thursday | 1:00 PM - 4:00 PM

6 Weeks: October 29 - December 10

This course will offer a comprehensive foundation in drawing for both beginners and those who wish to practice and brush up on their drawing skills. Working with a variety of dry materials, students learn to use line, value, gesture and perspective. Students will draw from observation; participants will learn to reorient their minds, focusing on the relationship of space rather than objects, working with still life, figure and landscape.

\$285.00

Introduction to Abstract Painting

Matthew Shelley

Thursday | 9:30 AM - 12:30 PM

6 Weeks: September 17 - October 22

Thursday | 9:30 AM - 12:30 PM

6 Weeks: October 29 - December 10

This course offers a survey of painting approaches to familiarize students with the basic concepts of abstraction. The class will offer a wide range of methods, from partial abstraction, to gestural abstraction, to systematic abstraction. Weekly and bi-weekly assignments will offer students an overview of the techniques and ideas that define this category of painting.

\$285.00

Talking Heads: Portrait Painting

Heidi Harrington

Thursday | 10:00 AM - 1:00 PM

6 Weeks: September 17 - October 22

This course focuses on producing a more intimate view of a portrait. There will be individual attention as students work from a model in one six week pose. Throughout the course there will be demonstrations and examples of different artists' work. Each session will focus on one pictorial objective, such as tone, composition and color as well as a focus on individual facial features. This course is suitable to all levels and will be held in our outdoor classroom.

\$370.00

Contemporary Impressionism and Beyond: Experience to Expression

Dmitri Wright

Friday | 9:00 AM - 12:00 PM

12 Weeks: September 18 - December 11

Friday | 1:00 PM - 4:00 PM

12 Weeks: September 18 - December 11

Develop your own unique style while discovering the philosophy and techniques used by the impressionist masters. Such methods were taken from the classical and today are used by the modernists and are the tools you will learn from illustrative to the abstract. Students of all levels, as well as those working in all materials and methods are welcomed from classical to abstract.

\$560.00

Landscape Painting: Capturing the Light and Colors of Autumn

Dean Wright

Wednesday | 9:30 AM - 12:30 PM

8 Weeks: September 23 - November 11

Come out and paint the glorious variety of colors and light of Autumn on location in two of Fairfield counties most beautiful parks. A well trained artist's eye sees much more nuance of color and tone than a camera which is why we'll work from life during the duration of this course. We will concentrate on developing ways of seeing the the subtle relationships of tone and color in the landscape in "simple" terms and then employ efficient approaches to capture fleeting effects of light, depth and atmosphere in oil paint, acrylics or pastels. We will look at and discuss, in depth, great landscapes throughout the centuries as well as contemporary landscape painting. This is a course for all levels of ability with personal instruction geared toward the level of each participant. There will be instructor demonstrations and group critiques. We will be meeting at Mead Park and Waveny in New Canaan. Email Dean at deanmfisher@yahoo.com for more information on where to meet.

\$395.00

Basic Painting & Drawing

C.J. Guerin

Thursday | 1:00 PM - 4:00 PM

10 Weeks: September 24 - December 03

This course is for the beginner or returning student to learn the fundamentals of drawing and painting. We begin with basic sketching techniques enabling students to accurately record what they see, and the second half of the course will introduce painting, color mixing, paint application, glazing, texture, and aerial and linear perspective. These sessions will be aimed at creating a still life and landscape.

\$450.00

Broaden the View

C.J. Guerin

Thursday | 9:30 AM - 12:30 PM

10 Weeks: September 24 - December 03

This class is for students who have a working knowledge of sketching and painting. The sessions will be aimed at improving your painting through dynamic compositions, new and mixed materials, "out of the box" ideas, and various methods of working to stretch your concepts. We will concentrate on landscapes and still life to help you move on with your work to the next level while developing your own voice. Demonstrations and individual guidance in oil, watercolor and acrylic.

\$450.00



Drawing & Painting in Combination

Alex McFarlane

Saturday | 9:30 AM - 12:30 PM

11 Weeks: September 26 - December 12

This course is designed to instruct students in the fundamentals of drawing, composition and the basic techniques of painting. Mixing and applying paint will be demonstrated. Subjects such as still life, figure and landscape will be covered. Those who wish to draw exclusively are guided from a beginning thumbnail to a finished presentation. Likewise, the painters will learn their craft step-by-step.

\$520.00

Acrylic Painting

Nash Hyon

Tuesday | 1:00 PM - 4:00 PM

8 Weeks: September 29 - November 17

In this eight-week course geared towards beginning students we will explore the many techniques and tools, including non-traditional tools currently available for working with acrylic paints. Formal aspects of painting such as color and composition will also be covered. No drawing experience is needed- the goal is to enjoy the process while developing an understanding of the many benefits that acrylic paints offer.

\$370.00

Painting with Encaustics

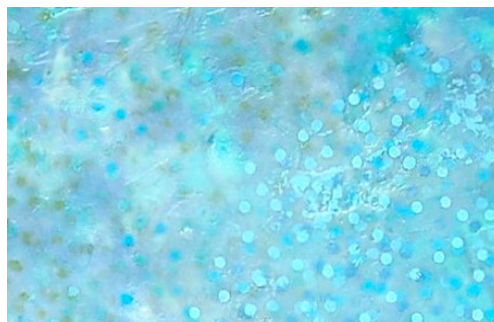
Nash Hyon

Wednesday | 1:00 PM - 4:00 PM

8 Weeks: September 30 - November 18

Explore the medium that works with a mixture of beeswax and pigment, giving your paintings a beautiful surface and depth. Learn the techniques, methods and history of the medium. A demonstration will start each class, followed by time to experiment or create your own painting, with individual instruction. No painting experience necessary. The school will supply major equipment. Other supplies can be purchased locally or online. This is a small class that gives students individual attention.

\$410.00



Painting Acrylic Techniques

Natasha Karpinskaia

Sunday | 10:00 AM - 3:00 PM

One-Day: October 25

This one-day workshop is designed for artists working in acrylics and intended to help them master various applications of acrylic paint including dry brushing that feels like drawing with paint, washing that creates a thin veil of color, dabbing for adding texture, sponging and detailing. Participants will experiment with various techniques and create artworks using them. Silvermine provides all materials.

\$165.00

Figure Drawing and Painting

Justin Wiest

Tuesday | 7:00 PM - 9:30 PM

6 Weeks: October 27 - December 01

Uses figure models to practice representing the figure in oil paint from observation. Employing limited palettes, we will discuss painting techniques, application, and methods for simplifying the subject. This course is recommended for beginning to intermediate painting students who are interested in figural representation in space or wish to develop their understanding of oil painting methods.

\$320.00

Botanical Drawing with Colored Pencils

April Flaherty

Thursday | 1:00 PM - 4:00 PM

6 Weeks: October 29 - December 10

This course is for the student who wishes to continue their studies or for the beginner who wishes to study botanical drawing. The versatility of colored pencils will create either drawing or painting effects. Students will begin with the basic concepts for handling and understanding the materials. Learn the techniques of tonal value, color mixing, layering, as well as color relationships.

\$285.00



Mixing it Up: Drawing Media

Nomi Silverman

Thursday | 1:00 PM - 3:00 PM

6 Weeks: October 29 - December 10

This an exciting opportunity to develop and expand your drawing skills. Drawing fundamentals will be covered while experimenting with various mediums such as pen, ink, pastel, conte crayon, silver point and watercolors. This is a great continuation from the pen and ink course to investigate expressive and experimental marks making as well as drawing.

\$210.00

Painting Abstract

Natasha Karpinskaia

Friday | 9:30 AM - 12:30 PM

6 Weeks: October 30 - December 11

Learn how to gain understanding of the language of abstraction through paint. Learn about juxtaposition of colors and shapes. Discover a new non-representational way of viewing the world. Experiment with scale, proportion, materials and texture. Practice design and composition.

\$285.00

Copying from the Masters

Justin Wiest

Monday | 9:30 AM - 12:30 PM

6 Weeks: November 02 - December 07

Copying old master works was a time-tested tradition throughout the ages. Students will work from high quality reproductions and led through a step-by-step approach, working in the old masters manner. Beginning with the drawing, then slowly building the layers of paint with glazes mixed with chalk and oil, students will learn the full process, which they can the introduce into their own methods of painting.

\$285.00

Watercolor Landscapes

Wendy MacCordy

Tuesday | 9:30 AM - 12:30 PM

6 Weeks: November 03 - December 08

The fundamentals of watercolor will be taught and the emphasis will be on becoming comfortable with the spontaneous nature of the medium. We will focus on how to capture light filled landscape paintings by using the white of the watercolor paper. Demonstrations will be given at the beginning of each class. Bring your own landscape photographs as a reference.

\$285.00

Introduction to Figure Drawing

Nomi Silverman

Saturday | 10:00 AM - 4:00 PM

One-Day: November 07

Gain technical mastery and intuitive understanding on depicting the human form. Working from quick gesture drawings to longer, more considered poses, you will learn proportion and anatomy; use light and shade to depict volume; and line and tone to describe planar changes in the body.

\$175.00

Painting with Wax

Nash Hyon

Saturday | 10:00 AM - 3:00 PM

One-Day: November 14

In this one-day workshop encaustic (hot wax, paint sticks (oil and wax and cold wax will be discussed and demonstrated. What are the similarities, how do the techniques differ and what are the advantages or disadvantages? If you're not sure which medium is right for you this workshop will help you to decide.

\$150.00



MIXED MEDIA & COLLAGE

Abstract and Conceptual Mixed Media

Martha Bloom

Monday | 1:00 PM - 4:00 PM


6 Weeks: September 14 - October 26

Monday | 1:00 PM - 4:00 PM

6 Weeks: November 02 - December 07

This class will help one to start or restart their artmaking in a supportive enjoyable atmosphere. Learn how to adhere materials to various surfaces, transferring images and composition will be reviewed. Each student will be given personal careful attention at whatever level of experience. Items to enhance artworks will be suggested and provided as possible.

\$285.00



PRINTMAKING

Monotype Printmaking

Natasha Karpinskaia

Thursday | 9:30 AM - 12:30 PM

6 Weeks: September 17 - October 22

Thursday | 1:00 PM - 4:00 PM

6 Weeks: September 17 - October 22

Thursday | 1:00 PM - 4:00 PM

4 Weeks: October 29 - October 27

Thursday | 9:30 AM - 12:30 PM

8 Weeks: October 29 - November 13

Participants will learn all the basic techniques for creating monotypes: multiple plates, chine colle', stencils and viscosity. It will focus on practicing, experimenting and letting the process lead you to new innovations. Discover endless possibilities as you print more. Emphasis is given to helping each student develop a personal knowledge of the process.

\$325.00

Traditional Etching Printmaking Techniques

David Gesualdi

Friday | 9:30 AM - 12:30 PM

6 Weeks: September 25 - December 12

Drawing on copper plates using the intaglio techniques of etching, dry point and engraving, students will explore all the line and mark making techniques of this over 500-year-old printmaking medium. We will cover all aspects of plate preparation, drawing, and the unlimited ways the various techniques can be utilized. Students will then learn all aspects of the printing process and will print multiples in the form of a limited edition print of their final artwork. Supplies will be discussed at first class.

\$410.00

Printmaking Sampler: Four Week Course for Adults

Nancy McTague-Stock

Tuesday | 1:00 PM - 4:00 PM

6 Weeks: October 06 - December 10

Have you ever been curious about printmaking and all the different possibilities that exist for artmaking? In this four week course, we will learn a new technique each week. We will learn monotype, the 'painterly' printmaking process, linocut, which can be utilized for artmaking as well as for other things such as creating fabric designs, collagraph, which creates a relief plate from collages and can be printed over and over again, and a simple method of creating a lithograph, which takes a drawing and turns it into a print...and, you can actually later do at home!

\$230.00



CERAMICS

Pottery: Throwing & Hand Building for All Levels

Jon Puzzuoli

Monday | 1:00 PM - 4:00 PM

6 Weeks: September 14 - October 26

Monday | 1:00 PM - 4:00 PM

6 Weeks: November 02 - December 07

This course is for the student with no previous experience or for those seeking further development of hand building, throwing and glazing skills. Basic throwing and more advanced techniques will be taught as well as hand-building methods including slab, coil, dowel, pinch, and the use of textures. Numerous demonstrations and individual coaching. Students work at their own pace; experimentation is always encouraged. The assigned Open Studio for this course is Mondays from 10:00am - 1:00pm.

\$290.00

Intermediate and Advanced Wheel Throwing

Rob Pursell

Tuesday | 9:00 AM - 12:00 PM

13 Weeks: September 15 - December 08

Focusing on functional forms we will explore pots for daily use. Group discussion will drive demonstrations including wheel throwing techniques, altering, decorating, and glazing. Basic wheel proficiency expected as students will work individually towards advancing technical skills and developing personal style to create pieces that excite. The assigned Open Studio will be Tuesday afternoons from 12:00pm - 3:00pm.

\$600.000

Exploring Soda Firing

Jon Puzzuoli

Tuesday | 3:30 PM - 6:30 PM

12 Weeks: September 15 - December 01

Create work, glaze and fire your pottery in our newly built Soda Kiln and learn about this unique firing process from beginning to end. At the beginning of the semester we design work with this firing method in mind. Weekly demos will refine your skills and individual instruction. Mid semester, we will explore flashing slips and 7 new glazes, including new crystalline matte and ash glazes. As a class we will prep for the firing and strategically load the kiln. At the end of the semester, we will fire the kiln collectively and participate in adding wood, baking soda and salt through the kilning. The class will also have access to the gas reduction kiln. The assigned Open Studio for this course is Wednesdays from 4:00pm - 7:00pm.

\$570.00

Potter's Wheel for All Levels

Jon Puzzuoli

Tuesday | 7:00 PM - 10:00 PM

13 Weeks: September 15 - December 08

Thursday | 7:00 PM - 10:00 PM

12 Weeks: September 17 - December 10

Beginners will be taught the important skills needed to create a vessel on the wheel. For those who have more experience, the class will focus on more complex shapes, various surface textures and alternative glazing methods. Class demos as well as individual instruction will be provided. The assigned Open Studio for Tuesdays course is Mondays from 7:00pm - 10:00pm. Open Studio for Thursday course is Wednesday s from 7:00pm - 10:00pm.

\$570.00

Wheel Throwing and Hand Building: Beginning and Intermediate

Lynda James Carroll

Wednesday | 9:30 AM - 12:30 PM

6 Weeks: September 16 - October 21

Wednesday | 9:30 AM - 12:30 PM

6 Weeks: October 28 - December 09

Beginner and Intermediate students will explore a variety of wheel throwing, hand building, and surfacing, and glazing techniques will be covered. The emphasis is on using skills to build pieces on and off the wheel. Personal creativity will be encouraged. The assigned Open Studio for this course will be Wednesdays from 1:00pm - 4:00pm.

\$290.00

Pottery & Vessel Sculpture: Intermediate to Advanced

Keiko Ashida

Thursday | 10:00 AM - 1:00 PM

12 Weeks: September 17 - December 10

Intermediate and advanced students will explore alternative methods. A variety of wheel throwing, hand building, and surfacing, and glazing techniques will be covered. The emphasis is on using skills to build vessel sculptures on and off the wheel. Personal creativity will be encouraged. The assigned Open Studio time for this course is Thursdays from 1:00pm - 4:00pm.

\$570.00

Basic Pottery

Peter Lopatin

Saturday | 10:00 AM - 1:00 PM

8 Weeks: September 26 - November 14

This course is for both newcomers to the potters wheel and for those who have a little experience and would like to refine their skills. We will explore the ABCs of wheel throwing through demonstrations, project assignments and one-on-one instruction. Students will learn to turn a lump of clay into a bowl, vase, mug and other forms. We will work on the skills of trimming a thrown piece, adding surface design and glazing. The assigned Open Studio for this course is Saturdays from 1:00pm - 4:00pm.

\$390.00



WOODWORKING

The Art of Bowl Turning

Arik Bensimon

Thursday | 1:30 PM - 4:30 PM

6 Weeks: September 17 - October 22

Thursday | 7:00 PM - 10:00 PM

6 Weeks: September 17 - October 22

Thursday | 1:30 PM - 4:30 PM

6 Weeks: October 29 - December 10

Thursday | 7:00 PM - 10:00 PM

6 Weeks: October 29 - December 10

This course offers participants a deep immersion in the art of bowl turning. Students begin with simple bowls and will move to experiment with more complex forms which will be included texture, color, and the addition of handles. Students are encouraged to pursue their own aesthetic directions and build upon their existing skill sets. Limited to 2 people per class.

\$370.00

Introduction to Woodworking & Furniture Building

Mark Andreas

Monday | 9:30 AM - 12:30 PM

9 Weeks: October 12 - December 07

There are many mediums in sculpture but none so versatile as wood. Bent, carved, glued, or fastened, wood has been holding up the world we live in. This class is designed to engage the student in the many facets of this wonderful material including many of the tools and techniques used in working with it. All levels of experience are welcome. Materials discussed at the first class.

\$475.00

Furniture Building & the Art of Carpentry

Mark Andreas

Tuesday | 1:30 PM - 4:30 PM

9 Weeks: October 13 - December 08

Tuesday | 7:00 PM - 10:00 PM

9 Weeks: October 13 - December 08

Students with no experience working with wood will set an introduction to tools and equipment. There will be lectures and demonstrations throughout the course. Learn to create furniture out of wood using hand and power tools. Materials discussed at the first class.

\$475.00

Introduction to Woodworking & Furniture Building

Mark Andreas

Wednesday | 7:00 PM - 10:00 PM

8 Weeks: October 14 - December 09

There are many mediums in sculpture but none so versatile as wood. Bent, carved, glued, or fastened, wood has been holding up the world we live in. This class is designed to engage the student in the many facets of this wonderful material including many of the tools and techniques used in working with it. All levels of experience are welcome. Materials discussed at the first class. All levels of experience are welcome.

\$435.00

Wood Carving


Mark Andreas

Thursday | 9:30 AM - 12:30 PM

8 Weeks: October 15 - December 10

In this course students will learn the art of carving wood. There will be an introduction to tools such as chisels, rasps and gouges. Create a simple piece either realistic or abstracted. Learn how to maintain and sharpen wood carving tools. Materials will be discussed on the first class. All levels of experience are welcome.

\$435.00



SCULPTURE

Carving the Human Head in Stone

David Gesualdi

Thursday & Friday | 10:00 AM - 3:00 PM

2 Weeks: September 10 - September 11

Using their choice of marble, limestone or alabaster, students will be introduced to a wide range of stone carving techniques geared to the carving of the human head in stone. Hand tools as well as pneumatic air hammers will be used and demonstrated throughout the entire process. Students will be guided from the roughing out of the general planes of the head, through to the carving of the individual features blocks of Vermont marble or Indiana limestone will be available for purchase. For students who do not have their own tools. A wide variety of tools will be available for students to use during the workshop.

\$250.00

Methods and Materials in Sculpture

Justin Perlman

Thursday | 1:30 PM - 4:30 PM

6 Weeks: September 14 - October 26

Wednesday | 1:30 PM - 4:30 PM

6 Weeks: November 02 - December 07

This class is an opportunity for novice and advanced student alike to explore new tools and materials in the world of three-dimensional art. Whether you are interested in classical art or modernist work, this class will help you develop a work of sculpture in whatever material you choose. Emphasis will be on the techniques and the usage of tools for the given medium. From stone carving to welded steel, from two-inch model to large-scale work, this class offers a wide range for the student's interests.

\$315.00

Sculpture and Bronze Casting

Justin Perlman

Monday | 9:00 AM - 1:00 PM

6 Weeks: September 14 - October 26

Monday | 9:00 AM - 1:00 PM

6 Weeks: November 02 - December 07

This course provides an exploration of the art, techniques and practices based on traditional methods of lost wax bronze casting. Students will prepare a wax object, create the mold, and cast sculptural pieces in bronze. After the pour, students will have the opportunity to finish their bronze sculpture. Students will leave with one small bronze sculpture. There is an additional fee for all bronze including gating once your artwork is poured. Fee depends on weight and market value of the bronze. Additional fee must be paid at the end of the semester.

\$450.00

Sculpture Reviewed

Janice Mauro

Monday | 9:30 AM - 12:30 PM

10 Weeks: September 15 - November 17

This course is designed to encourage students to create their own reality of the live model. Taught and guided by solid knowledge of the human figure, concerning anatomy, proportion and design, students may choose several options. The sculpture will be modeled in terra cotta clay, hollowed, air dried and fired. There will be an additional fee for firing pieces.

\$540.00

The Art of Stone Sculpture

Andrew Davis

Tuesday | 7:00 PM - 10:00 PM

10 Weeks: September 24 - December 03

Thursday | 10:00 AM - 2:00 PM

10 Weeks: September 24 - December 03

Students will learn, through hands-on experience and demonstrations, this timeless art of sculpting stone and working with various types of stone. Experience hand and power tools while executing a stone piece. You will be taken through the entire process from stone selection to carving and polishing.

\$675.00

All Levels: Metal Sculpture

Justin Perlman

Thursday | 9:00 AM - 1:00 PM

6 Weeks: September 26 - October 31

Monday | 6:30 PM - 10:00 PM

6 Weeks: November 03 - December 08

All levels will learn the methods and techniques to create traditional, contemporary and functional three-dimensional pieces of art. There will be demonstrations of various pieces of equipment, including oxy-acetylene and electric arc welding. Students should wear work boots, long sleeved cotton clothing, and bring work gloves. Long hair must be tied back. Materials will be discussed at the first class.

\$350.00

Introduction to Figure Sculpture and Casting

Mark Andreas

Saturday | 1:00 PM - 4:00 PM

9 Weeks: October 12 - December 07

Students will be introduced to the traditional techniques of figure sculpture. Students will create a figure sculpture in clay with the inspiration of a live model. After students complete their clay model, they will learn the process of casting their clay sculpture in plaster, then producing duplicates, such as a wax for bronze casting or a traditional waste mold. There will be an additional fee for firing pieces.

\$475.00

Metal Sculpture All Levels

Andreas, Mark

Monday | 6:30 PM - 10:00 PM

9 Weeks: October 12 - December 07

Monday | 9:00 AM - 1:00 PM

9 Weeks: October 13 - December 08

Tuesday | 9:00 AM - 1:00 PM

8 Weeks: October 14 - December 09

Learn the methods and techniques to create traditional, contemporary and functional three-dimensional pieces of art. There will be demonstrations of various pieces of equipment, including oxy-acetylene and electric arc welding. Students should wear cotton clothing with long-sleeves, long pants, work boots and no open toed shoes. Long hair must be tied back. Bring work gloves. Materials discussed at the first class.

\$515.00

All Levels: Metal Sculpture

Perlman, Justin

Tuesday | 9:00 AM - 1:00 PM

6 Weeks: November 07 - December 19

All levels will learn the methods and techniques to create traditional, contemporary and functional three-dimensional pieces of art. There will be demonstrations of various pieces of equipment, including oxy-acetylene and electric arc welding. Students should wear work boots, long sleeved cotton clothing and work gloves. Long hair must be tied back. Materials discussed at the first class.

\$390.00





SPECIAL STUDIES

Sogetsu Ikebana: The Japanese Art of Flower Arrangement

Shizue Pleasanton

Wednesday | 10:00 AM - 12:00 PM

6 Weeks: September 16 - October 21

Wednesday | 10:00 AM - 12:00 PM

6 Weeks: October 28 - December 09

Sogetsu Ikebana is much more than "Japanese flower arranging," it is a modern form of an ancient art of sculpture with living materials. Students will learn the traditional principles and aesthetic disciplines, combined with creative energies to capture, express and enhance natural beauty. Students should bring vessels, shears, pin-holders and plant materials or you can purchase some plant materials from the instructor for a nominal cost.

\$230.00

Glass Working: All Levels

Stephanie Maddalena

Wednesday | 1:00 PM - 4:00 PM

8 Weeks: September 23 - November 11

Learn what lampworking is all about! Starting at the very beginning, students will learn to make glass beads the way they have been made in Venice for centuries. Students will use colorful glass rods, silver and copper foils and enamels to personalize their beads. No experience is necessary, but students with some experience will have the chance to work with the instructor on more advanced techniques. Please wear cotton clothing, tie long hair back and wear closed-toe shoes.

\$435.00



ADULT WORKSHOPS



PAINTING & DRAWING

Beginning Watercolors!

Wendy MacCordy

Wednesday, Thursday, Friday | 10:00 AM - 2:00 PM

Three-Days: September 09 - September 11

Experience the fun of watercolor painting. This workshop is designed for students who are beginners in watercolors and would like to learn the fundamentals of the medium. We will explore watercolor materials, techniques, and color mixing in a relaxed atmosphere. There will be demonstrations every day and lots of individual attention. Bring your own photographs for painting inspiration.

\$250.00

One Night Stand: Fluid Acrylic Pours

Nash Hyon

Wednesday | 7:00 PM - 9:00 PM

One-Day: October 02

Sunday | 7:00 PM - 9:00 PM

One-Day: November 06

Saturday | 7:00 PM - 9:00 PM

One-Day: December 04

Come learn the techniques, tips and tricks of acrylic pours in this fun, interactive workshop. Learn various techniques to create abstract paintings without any painting experience. Each person will do two different pours on canvas that create multi-colored abstract designs. Please come dressed for mess. Bring two pizza boxes that fits two 12 x 12 canvases to take home wet artwork.

\$60.00

Loosen UP! Oil & Acrylic

Souby Boski

Friday | 10:30 AM - 3:30 PM

One-Day: October 17

In this workshop students will learn how to loosen up and apply their paint in a more gestural, painterly manner. Techniques and observations on what it will take to "loosen-up" your paintings. Nearly all of these tips have a common denominator - simplification. The more you simplify what you do, the more it frees your mind to concentrate on staying loose. Students will practice using bigger brushes, more paint and working faster. We will take color to new unexpected places, departing from realism. Learn to understanding what the painting is telling you to do. Bring several canvases and reference photos. Supply list on our website.

\$150.00

Painting Acrylic Techniques

Natasha Karpinskaia

Saturday | 10:00 AM - 3:00 PM

One-Day: October 25

This one-day workshop is designed for artists working in acrylics and intended to help them master various applications of acrylic paint including dry brushing that feels like drawing with paint, washing that creates a thin veil of color, dabbing for adding texture, sponging and detailing. Participants will experiment with various techniques and create artworks using them. Silvermine provides all materials.

\$165.00

Get To Work: A Painting Experience

Souby Boski

Friday | 10:30 AM - 3:30 PM

One-Day: November 07

Stretch your imagination while strengthening skills through the process of “painting”. Intermediate and Advanced oil painters will explore concepts and techniques. Various approaches to painting will be encouraged: experimentation of techniques and ideas, trial and error. You will be challenged to see and interpret in new ways. Personal consultations in each class will cultivate your own vision and enable you to realize your personal artistic ambitions. Gain the confidence to explore the use of color, mark making, surface quality and composition, emphasizing your own pictorial language.

\$150.00

Introduction to Figure Drawing

Nomi Silverman

Saturday | 10:00 AM - 4:00 PM

One-Day: November 07

Gain technical mastery and intuitive understanding on depicting the human form. Working from quick gesture drawings to longer, more considered poses, you will learn proportion and anatomy; use light and shade to depict volume; and line and tone to describe planar changes in the body.

\$175.00





MIXED MEDIA & COLLAGE

Expressive Self-Portrait: Drawing with Mixed media

Nomi Silverman

Sunday | 10:00 AM - 4:00 PM

One-Day: December 06

Draw with expressive line and color in this mixed media workshop. Work from your own reflection to study the basic proportions of the head along with other building blocks such as shadow shapes and compositional balances. A variety of media will be used, including: soft pastel, color inks, watercolor, collage, and charcoal. This class will focus more on how color, line and texture can elicit personality and character than studying anatomy.

\$165.00



PRINTMAKING

One Night Stand: Creating Holiday Notecards & Gift Tags

Nancy McTague-Stock

Friday | 7:00 PM - 9:00 PM

One-Day: November 12

Using the monotype process and further embellishing with gold ink and watercolors, you will learn how to make different types of images to create special cards or tags for the holiday season. Your cards will be treasured by those who receive them! Each student will be able to go home with 8-15 note cards and/or gift tags, all ready to be mailed or attached to packages!

\$60.00



CERAMICS

One Night Stand: On the Potter's Wheel

Jon Puzzuoli

Friday | 7:00 PM - 9:00 PM

One-Day: September 11

Friday | 7:00 PM - 9:00 PM

One-Day: September 25

Friday | 7:00 PM - 9:00 PM

One-Day: October 09

Friday | 7:00 PM - 9:00 PM

One-Day: October 23

Friday | 7:00 PM - 9:00 PM

One-Day: November 06

Friday | 7:00 PM - 9:00 PM

One-Day: November 20

Friday | 7:00 PM - 9:00 PM

One-Day: December 04

Friday | 7:00 PM - 9:00 PM

One-Day: December 18

Join us for a fun evening out with friends or family! The evening will start with a wheel throwing demonstration followed by an opportunity for you to learn how to throw on the potter's wheel. You'll create your very own bowl(s) which we will glaze and fire for you to pick up at a later date. We promise you'll have a blast and it will be a different experience for you. Bring a friend or a date, BYOB, and enjoy the evening. The pieces will take four to six weeks to fire, and the school office will notify you when pieces are ready to be picked up.

\$60.00

Wheel Throwing for the Total Beginner

Wendy Hower

Sunday | 10:00 AM - 4:00 PM

One-Day: September 13

Have you ever wanted to try something just for the day? In this one-day workshop for the total beginner, you can get your hands in clay as we construct and throw some simple clay forms. Learn basic throwing techniques to create your own piece of pottery. No experience needed. The school provides the clay.

\$140.00

Raku Workshop

Jon Puzzuoli

Sunday | 10:00 AM - 3:00 PM

One-Day: October 25

Students bring their bisque pieces and spend the day glazing and firing in the raku kiln. We will do a combination of firings: traditional raku, naked raku, and horsehair. For best results, students should use white stoneware clay, which may be purchased in advance. Pieces can be bisque fired in Silvermine's kiln two weeks prior to the date of the workshop. Expect to get at least 5 medium size (approximately 8 x 8 x 8 inches would be considered medium size) pieces fired. Pieces should be based on cylindrical forms, not flat, or over 10 lbs. Students must wear cotton clothing that covers arms and legs, sturdy shoes, and hair must be tied back.

\$180.00



WOODWORKING

Introduction to Furniture Making Workshop

Mark Andreas

Sa Su | 10:00 AM - 3:00 PM

Two-Day: October 24 - October 25

Build a simple table in the while learning all the basics of furniture making from equipment safety to choosing wood and milling your pieces. Through demonstrations of equipment and safety rules you will create a one-of-a-kind wooden piece. Long hair must be tied back. Bring work gloves. All materials will be provided.

\$250.00

Woodworker's Guide to Finishing

Mark Andreas

Saturday | 10:00 AM - 2:00 PM

One-Day: November 08

Every woodworker knows the joy and stress of putting on that first coat of finish on a project. A finish can bring out the beauty of a piece, but it can also highlight every flaw. Add to that the wide range of finishing products on the market and the finishing process can get downright scary. Learn how easy it is to get the silky smooth, low-luster finish that is the hallmark of handcrafted furniture using a simple wipe-on finish. The workshop will cover everything you need to know from preparing the surface to building a finish to final waxing.

\$130.00

Woodworking: Just Joinery

Mark Andreas

Sunday | 10:00 AM - 4:00 PM

One-Day: December 06

Participants get hands-on experience at cutting a full range of essential woodworking joints with power tools and hand tools. Learn to choose the right joint for the job, while teaching precise and safe construction methods for joinery typically found in casework. This is an excellent workshop for students to build on the skills they learned in Basic Woodworking Workshop. All materials provided.

\$175.00



SCULPTURE

A Day to Weld!

Justin Perlman

Saturday | 10:00 AM - 4:00 PM

One-Day: September 12

This workshop is for beginning students. If you have ever wondered what it would be like to weld or create something out of metal, this is the workshop for you. This is a hands-on workshop. Through demonstrations of equipment and safety rules you will create a piece of art. Students should wear cotton clothing with long-sleeves and long pants, work boots and no open toed shoes. Long hair must be tied back. Bring work gloves. All materials are provided.

\$175.00

Carving the Human Head in Stone

David Gesualdi

Thursday | 10:00 AM - 3:00 PM

Two-Day: September 10 - September 11

Using their choice of marble, limestone or alabaster, students will be introduced to a wide range of stone carving techniques geared to the carving of the human head in stone. Hand tools as well as pneumatic air hammers will be used and demonstrated throughout the entire process. Students will be guided from the roughing out of the general planes of the head, through to the carving of the individual features. A wide variety of traditional stone carving and finishing techniques will be demonstrated. For students who do not already have stone for use in the workshop. 30 to 40 lb. blocks of Vermont marble or Indiana limestone will be available for purchase. For students who do not have their own tools. A wide variety of tools will be available for students to use during the workshop.

\$250.00



SPECIAL STUDIES

Autumnal Everlasting Grape Vine Wreath Crafted with Botanical Materials

Trish O'Sullivan

Saturday | 10:00 AM - 12:30 PM

One-Day: October 10

Our 18" to 20" inch handcrafted fresh grape vine wreath will be a welcoming touch to your door or table from Halloween to Thanksgiving. Our festive wreath will be wrapped with fresh bittersweet vine, interspersed with colorful glycerin oak leaves, yarrow, pods and moss for lasting freshness. Learn the tricks and tips of the trade for the storage of botanical decorations for years to come.

\$165.00

One Night Stand: Designing Store Bought Bouquets

Trish O'Sullivan

Thursday | 6:00 PM - 8:00 PM

One-Day: October 15

Learn how-to craft store bought flowers with hands on instructions, taping a grid to secure materials, selection of flower combinations and containers for modern garden inspired floral design without chemicals or floral foam. The tricks and tips of the trade revealed by professional floral designer and Master Florist Trish O'Sullivan makes this class fun, easy and informative.

\$75.00

One Night Stand: Simple Floral Design

Trish O'Sullivan

Friday | 7:00 PM - 9:00 PM

One-Day: October 30

Have fun in creating an autumnal floral arrangement with lasting seasonal charm. Join our floral design class for a night of creative fun. We will capture the seasonal spirit with autumnal colored mums and botanical materials a mason jar tied-off with natural burlap and twine. Learn the tips and tricks of the trade for keeping your arrangement looking fresh and long lasting without chemicals or floral foam.

\$75.00

Thanksgiving Woodland Inspired Floral Tablescape

Trish O'Sullivan

Saturday | 10:00 AM - 12:30 PM

One-Day: November 21

Take home a glorious long-lasting autumnal woodland inspired arrangement with festive seasonal charm for your holiday table. Learn by step-by- step instructions in crafting a floral centerpiece with pincushion proteas, orange mokara orchids, fall colored chrysanthemums and mini Indian corm stocks, glycerin oak leaves, berries and branches. Demonstration in how-to decorated a tabletop with multiple containers busting with botanical materials.

\$180.00

Crafted Holiday Wreath Workshop

Trish O'Sullivan

Saturday | 10:00 AM - 12:30 PM

One-Day: December 05

Take home a beautifully crafted holiday wreath that will welcome family and friends with yuletide cheer and keep decoration for years to come. Fresh and Fragrant 24" Noble Pine Wreath mixed with Juniper, Cones and Incense Cedar, decorated with beautiful ribbons and holiday ornaments with be a welcoming touch on your front door or as a table centerpiece for the holiday season.

\$190.00

Holiday Winter White Centerpiece: Master Class

Trish O'Sullivan

Saturday | 10:00 AM - 12:30 PM

One-Day: December 12

Leave class with a holiday arrangement with the "wow" factor. Learn how to create a grand holiday centerpiece for dinning, coffee or entry tables in a pedestal vase inspired by Dutch still-life paintings. Our flowers will include large Dutch amaryllis and ranunculus, English garden roses, Italian lisianthus, hydrangea, snow and hypericum berries, all set-in pine, eucalyptus and dusty miller. The tips and tips of the trade will be discussed that will insure a long-lasting and vibrant floral centerpiece without chemicals or floral foam.

\$190.00



ADULT ONLINE COURSES

The Fine Art of B/W Digital Photography

Bruce Dunbar

Wednesday | 10:30 AM - 12:00 PM

4 Classes: September 23 - October 14

This is a 4 week Zoom class. Learn how to make your digital photographs black and white using Adobe Camera Raw and Photoshop. Some familiarity with Adobe Camera Raw and Photoshop is helpful but not necessary. Each week you will be guided through different methods to achieve a powerful black and white digital image. The qualities of a black and white image will be discussed.

\$130.00

iPhone Photography: The Basics

Bruce Dunbar

Thursday | 10:30 AM - 12:00 PM

5 Classes: September 24 - October 22

This course meets for 5 weeks via Zoom. Learn to take full advantage of all the capabilities of your iPhone camera. During this class, you will learn the tips and tricks of iPhone photography and how to make the most of your phone's camera, starting with photography basics; focus control and exposure. Composition and creativity will be discussed each class. No experience necessary!

\$160.00

Handbuilding at Home

Clare Lewis

Friday | 10:00 AM - 12:00 PM

8 Classes: September 25 - November 13

This is an 8 week Zoom class. Do you need a way to express your creativity at home during this pandemic? Even if you are a wheel person, this online class can expand your ceramic knowledge and show you ways to enhance your wheel thrown work. Hand building can be very calming and meditative, and success making larger work can be gained fairly fast. During each session, a variety of hand building techniques will be demonstrated to make a different project each week. In addition, you will have the chance to ask all your questions live and show your work in progress.

\$255.00

Photography Projects

Elyse Shapiro

Friday | 10:00 AM - 12:00 PM

4 Classes: October 02 - October 23

This is a Basic/Intermediate level 4-week online photography course dealing with a specific project each week. Learn techniques to photograph portraiture, landscape, action and still life. Discussions center around maximizing camera settings and aesthetics to match specific subjects. Lighting, workflow and editing will also be discussed. There will be in class and home assignments. This course is suitable for people who have a basic level of understanding their camera.

\$170.00



Flower Abstraction

Natasha Karpinskaia

Saturday | 1:00 PM - 3:00 PM

3 Classes: October 03 - October 17

This is a 3-week Zoom course. Flowers are not only beautiful and colorful but also visually very abstract if you think about it, and therefore lend themselves nicely to abstract painting. In this workshop through series of assignments, exercises and demos we will create exciting painting based on the flowers of your choice. Suitable for any level of artists.

\$100.00

Exploring Pastels and Color

Lisa Arnold

Tuesday | 1:00 PM - 2:30 PM

3 Classes: October 06 - October 20

Color exploration is key when it comes to Pastels. A most romantic and forgiving medium, we will explore various pastel techniques like blending, feathering, contrast and more. Work with the instructor on zoom as demos will be shown!

\$75.00

Introduction to Animation (Adults 18 +)

R. Lee

Wednesday | 6:30 PM - 9:00 PM

6 Classes: October 07 - November 11

In this six-session online animation class, adults will learn how to operate Adobe CC Animate software and create basic animation. We will cover the History of Animation and explore the 12 Principles through several exercises. This class will approach animation from the fine arts perspective, guiding students to create both realistic and experimental pieces through this moving medium. Students are required to have access to the Adobe Creative Cloud software (available for free for 30 days) and are encouraged to finish all projects started in class- outside of class. Drawing tablets are not required but strongly recommended.

\$220.00

Watercolor Plein Air with Zoom

Christy Gallagher

Thursday | 10:00 AM - 2:00 PM

6 Classes: October 08 - November 12

The beautiful fall weather permits us to enjoy a colorful 6-week watercolor plein air Zoom class. Our immediate surroundings of gardens and neighborhoods offer ways to consider what we may have overlooked and is right before us. We will compare historical paintings of the landscape to contemporary approaches to color and compositions. We meet via zoom At 10:00 for 30 to 40 min, to discuss the assignment of the day. Later, we will meet at 1:30 to discuss and critique the work of the day and perhaps ideas for the following week. This can be considered a weekly class meeting once a week via zoom. If it is raining, we will work from your window.

\$345.00

The Art of Collage

Natasha Karpinskaia

Monday | 2:00 PM - 4:00 PM

3 Classes: October 12 - October 26

This is a 3-week Zoom course. A collage is created from assembling various forms, materials, sources. It can include newsprint, hand-made and colored papers, fabric, portions of other artwork, etc. In this workshop we will explore the ideas and methods to create art collages. Requires some preparation in terms of assembling materials you want to work with. For best results you will need a sturdy surface/support like a wooden panel,

cardboard, composition board. You can use acrylic medium as your glue. Another recommended material is PVA glue.

\$100.00

Narrative in Abstraction

Natasha Karpinskaia

Wednesday | 10:00 AM - 12:00 PM

3 Classes: October 14 - October 28

This is a 3-week Zoom course. There are many ways to tell a story, and in its arsenal abstraction has the ability to tell a lot more than it shows. Narrative abstraction looks at expression in the broadest sense, and addresses everything from motion to storytelling to music and even mystery. In this workshop we will explore how to tell your story through implication or suggestion, how to convey emotional tales through color and form, how to communicate stories, real or fictional. No prior experience needed. Materials: Paints of choice, canvases, panels, or paper, charcoal, Newsprint, brushes, palette knives, pencils (optional).

\$100.00

iPhone Photography: Editing on the iPhone or iPad

Bruce Dunbar

Wednesday | 10:30 AM - 12:00 PM

5 Classes: October 21 - November 18

This course meets for 5 weeks via Zoom. Explore editing your iPhone photos using different free apps. Each class will introduce an editing app starting with the iPhone Photos App. Adobe Photoshop Express, Photoshop Fix, Lightroom mobile and Snapseed will follow. This course serves to introduce general concepts in editing iPhone photographs along with an introduction to the various apps, their similarities and their uses. Ideally, students should have the app installed prior to each class session.

\$160.00

Zoom Watercolor Workshop for Beginners

Wendy MacCordy

Wednesday, Thursday, Friday | 10:00 AM - 12:00 PM

3 Classes: October 21 - October 23

Experience the fun of watercolor painting in this online 3 day workshop. This workshop is designed for students who are beginners in watercolor or if you would like a refresher course. We will explore watercolor materials, techniques, and color mixing in a relaxed, nurturing atmosphere. Build your skills to take your artwork to the next level. There will be demonstrations and lots of individual attention. We will email you the private meeting link and password 24 hours in advance of the workshop.

\$100.00



Hollow Forms in Silver – Live, Online Three Day Workshop

Rachel Morris

Friday, Saturday, Sunday | 11:30 AM - 7:00 PM

3 Classes: October 23 - October 25

This session is being hosted by Eclectic Nature Jewelry Design. We ask that you register using the link below. Hollow form jewelry allows artists to craft more architectural, larger work without the weight that can impede a large solid design. From lentils and other bead forms, to clasps, hollow rings, and pendants, these box-like objects add a dimensionality to your work unlike any other. In this three day class, we'll work through an array of simple and complex forms from beads to rings and pendants, adding decorative and functional elements such as inset stones, surface treatments, and multi-form connectors. The class will emphasize

structural construction, functional and creative design, and technical fabrication skill building, and is a great stepping stone to subsequent study of metal box construction. Additional Benefits: Students will have access to the full video of the Zoom sessions for 30 days, starting shortly after the class' conclusion. Students will have access to a private Facebook group to share work, questions, and ideas before, during, and after the class. An optional follow-up Zoom-based open studio session will be held two weeks after the class for those wanting additional support on their projects. [SPECIAL REGISTRATION CLICK HERE](#)

Exploring Impasto Painting

Natasha Karpinskaia

Saturday | 1:00 PM - 3:00 PM

3 Classes: October 24 - November 07

This is a 3-week Zoom course. Impasto, or as it is sometimes referred to as a painterly style, is the process or technique where the paint is laid on the surface in very thick layers so that it stands out. Paint can be applied with the brush or palette knife in order to achieve visible texture. The heavier the impasto the more shadows and highlights your painting will have. In this workshop we will explore how to "sculpt a painting" correctly to achieve the best possible effects, how to use certain mediums such as molding paste, as well as particular tools. No previous experience necessary. Works best with acrylic paint, however, can be done with oils. Materials: Acrylic paints, molding paste or heavy gel medium, brushes, palette knives, canvases or other surfaces like wooden panels, canvas boards, etc.

\$100.00

Introduction to Adobe Lightroom

Bruce Dunbar

Tuesday | 10:30 AM - 12:00 PM

5 Classes: October 27 - November 24

This is a 5 week Zoom class. Learn how to edit your photographs using Adobe Lightroom. Each week you will be guided through various editing options in Adobe Lightroom. Both Adobe Lightroom Classic and Lightroom CC will be discussed and investigated in this course. Critiques will be performed each week to strengthen students editing knowledge. Students will need to have Lightroom installed on their computer prior to the course start.

\$160.00

iPhone Photography: Beyond the Basics

Bruce Dunbar

Thursday | 10:30 AM - 12:00 PM

4 Classes: October 29 - November 19

This course meets for 4 weeks via Zoom. Do you want to move beyond your native iPhone Camera app? Do you want to know how to use your iPhone as a manual camera? In these 4 sessions, we will cover iPhone camera apps; Camera + 2, Pro HDR X and Slow Shutter Cam. Using Camera +2 the iPhone will shoot RAW images and has DSLR like control. Pro HDR X goes beyond what the HDR function on the iPhone camera can do. Learn how to be creative with the Slow Shutter Cam app. Lectures and assignments will address creativity and technical aspects of each app. Students will need to have these apps installed before each session.

\$130.00

Digital Photography: The Basics II

Bruce Dunbar

Monday | 10:30 AM - 12:00 PM

5 Classes: November 02 - November 30

This course meets for 5 weeks via Zoom. Students will learn more of the fundamentals of the DSLR or Mirrorless digital camera and Digital photography. Photographic principles such as manual mode, metering, and white balance will be discussed. Composition and creativity will be addressed through assignment

reviews each week. Some “in-class” shooting will be done. Assignments will be given. Students should bring their digital camera and manual to class.

\$160.00

ALL ABOUT PEN AND INK! - A Workshop Series with Nancy

Nancy McTague-Stock

Tuesday | 10:30 AM - 12:00 PM

4 Classes: November 03 - November 24

This series of online workshops is for beginners and for artists with some experience. Sign up for 1 or all 4! Workshop I: Tools of the Trade in Pen and Ink This workshop introduces you to the variety of tools you can use for pen and ink. Nancy will give you a little walk through the history of pen and ink in art. You will then learn about the different types of techniques that can be used for YOUR specific artistic endeavors. Workshop II: Creating Lyrical Pen and Ink Landscapes In this workshop, Nancy will demonstrate different pen and ink tools and their applications in creating landscape work. You will learn the efficacy of pen and ink work along with the use of washes to create your own landscape works. Workshop III: How to Use Pen and Ink in Nature and Botanical Illustration The history of pen and ink in creating botanicals is very rich. Nancy will discuss this and will show you different techniques that are often used in drawing nature and flowers so you will be able to create drawings you never thought you would! Workshop IV: Update Your Drawings with Pen and Ink Techniques It's amazing what a different look can be achieved by drawing the same object(s) in a still life using a variety of different techniques! Nancy will show you some examples of this and help you to create your own still life object drawings!

\$175.00

ADULT ONLINE WORKSHOPS

Abstracting from the Figure

Natasha Karpinskaia

Wednesday | 10:00 AM - 12:00 PM

2 Classes: September 30 - October 07

This is a 2-week Zoom course. This workshop will focus on translating the figure into abstract imagery. We will work classic nude photographs and look at different approaches to abstracting the form including flattening, pattern, exaggeration, distortion, cropping, deconstruction, etc. The emphasis is for each student to discover new and exciting ways to abstraction. Materials need: canvases or other surfaces like wooden panels, paper, etc., charcoal, pencils, Large newsprint pad, brushes, paints of choice, palette knives, palette, rags or paper towels

\$70.00

The Deep Dive: Painting a Series

Souby Boski

Saturday, Sunday | 10:00 AM - 1:00 PM

2 Classes: September 19 - September 20

Let's really explore a subject and think deeply about it. Let's go in-depth on a subject. Let's develop your ideas fully and see just how far you can push those ideas. The closer you look the more fascinating your explorations will become. Why paint a series? In this immersive weekend workshop we will learn how working in a series gives you a plan, a direction, a goal and the confidence to explore different angles, perspectives, contexts, etc. By studying your subject and painting it more than once you are better able to interpret it on a higher level. You move beyond copying what you see as you become more familiar with the subject. When you paint a subject many times you have to work hard at making each new painting unique yet still retain the

connection to the series. You have to try new ideas, techniques, colors, etc. You have already figured out the issues with the subject, now you are free to play! Choose a theme that inspires and interests you. Try to find something that has a personal emotional connection. Have several canvases and a selection of reference photos of the same subject. Suggested materials list provided upon registration.

\$120.00

Pen and Ink Drawings and Washes

Natasha Karpinskaia

Tuesday | 10:00 AM - 1:00 PM

1 Class: September 22

This is a 1-time Zoom workshop. Probably the most portable, convenient and low-cost artmaking. Also, ink is one of the oldest drawing media known to man, having originated in Egypt and China some 4,500 years ago. In this workshop we will learn the basic methods of drawing with ink, and create imagery, both representational and abstract. Materials: India ink, pen, and paper

\$60.00

Clay at Home: Folded Slab Bowls

Clare Lewis

Saturday | 10:00 AM - 12:00 PM

1 Class: October 03

This is a 2-hour Zoom workshop. Need a bowl for ice cream, cereal or salad? Bowls are a favorite and useful pottery form. In this 2 hour, online workshop, soft slab techniques will be used to make three or more different bowls. Step by step, you'll learn how to roll a slab, texture it with stamps and/or fabric, cut it using templates, and finally fold it into a unique bowl. How to plan and cut your templates will be demonstrated as well stamping strategies.

\$40.00

Clay at Home: Birdhouses

Clare Lewis

Saturday | 10:00 AM - 12:00 PM

1 Class: October 17

This is a 2-hour Zoom workshop. Whether they're decorative or functional, birdhouses are fun to make and a great way to express your creativity. Forms and templates will be used to fabricate the base structure. The houses will be decorated with texture that is impressed or carved. In addition, the use of clay appliques, called sprigging, will be demonstrated.

\$40.00

Hand Printing From Home

Natasha Karpinskaia

Tuesday | 10:00 AM - 12:00 PM

2 Classes: October 27 - November 03

This is a 2-week Zoom course. Monotype printing is usually taught on the etching press. However, it can and is often done by hand, and also there are a number of techniques that do not require the use of the press. In this workshop we will learn the basic methods and explore how to create a series. You will need Brayers (rollers), some Plexiglas plates and palette, printmaking paper, brushes, inks of your choice, water-based or oil-based, some mixing tools (scrapers work the best).

\$70.00

The Fun Way to Learn About Color Mixing

Lisa Arnold

Wednesday, Thursday | 10:00 AM - 12:00 PM

2 Classes: October 28 - October 29

This is a 2-day online Zoom workshop. Let's polish up our knowledge of color mixing in both watercolor and acrylics making it easy and fun. It is time to revisit the primary colors and really mix them up. This is a great workshop for beginners or established painters to refresh your color mixing skills. Learn to mix opposite colors for great shade techniques, make your own colors instead of just buying them at an art supply store.

\$70.00

Clay at Home: Underglaze Transfers

Clare Lewis

Saturday | 10:00 AM - 12:00 PM

1 Class: October 31

This is a 2-hour Zoom workshop. Decorating can bring both beauty and your own personal style to your pottery. During this workshop you will learn all about underglaze transfers, both commercial and homemade. Application of commercial underglaze transfer sheets will be demonstrated as well as design options. Then you will be shown exactly how you can make your own transfers from the beginning to a completed piece.

\$40.00

ALL ABOUT PEN AND INK! - A Workshop Series with Nancy

Nancy McTague-Stock

Tuesday | 10:30 AM - 12:00 PM

1 Class: November 03

Tuesday | 10:30 AM - 12:00 PM

1 Class: November 10

Tuesday | 10:30 AM - 12:00 PM

1 Class: November 17

Tuesday | 10:30 AM - 12:00 PM

1 Class: November 24

This series of online workshops is for beginners and for artists with some experience. Sign up for 1 or all 4! Workshop I: Tools of the Trade in Pen and Ink This workshop introduces you to the variety of tools you can use for pen and ink. Nancy will give you a little walk through the history of pen and ink in art. You will then learn about the different types of techniques that can be used for YOUR specific artistic endeavors. Workshop II: Creating Lyrical Pen and Ink Landscapes In this workshop, Nancy will demonstrate different pen and ink tools and their applications in creating landscape work. You will learn the efficacy of pen and ink work along with the use of washes to create your own landscape works. Workshop III: How to Use Pen and Ink in Nature and Botanical Illustration The history of pen and ink in creating botanicals is very rich. Nancy will discuss this and will show you different techniques that are often used in drawing nature and flowers so you will be able to create drawings you never thought you would! Workshop IV: Update Your Drawings with Pen and Ink Techniques It's amazing what a different look can be achieved by drawing the same object(s) in a still life using a variety of different techniques! Nancy will show you some examples of this and help you to create your own still life object drawings!

\$50.00

Lecture: Understanding Abstraction

Matthew Shelley

Wednesday | 7:00 PM - 8:30 PM

1 Class: November 04

This online Zoom lecture will familiarize students with the history of abstraction and cover some of the general issues that abstract artists work with. The presentation will be casual and encourages frequent questions and discussion. This lecture is perfect for artists who would like to learn more about abstraction, or for anyone who appreciates abstract art, but is still unsure of what it all means.

\$50.00

Clay at Home: Cracker, Olive & Other Unique Trays

Clare Lewis

Saturday | 10:00 AM - 12:00 PM

1 Class: November 14

This is a 2-hour Zoom workshop. Pottery and food naturally go together. Here's an opportunity to learn how to make some unusual serving pieces. Using hard and soft slabs, you'll be shown how to fabricate numerous and distinct appetizer trays. Decorating techniques, including impressing, carving and the use of stencils, will complete each tray. Drape molds will also be demonstrated.

\$40.00

The Art of Miniature

Natasha Karpinskaia

Saturday | 1:00 PM - 3:00 PM

2 Classes: November 14 - November 21

This is a 2-week Zoom course. Miniature art is a genre that focuses on art in much-smaller-than-usual size. In this workshop we will explore fine line drawing and painting of miniatures. Participants will create artwork on a very small scale, not larger than 2x2, and learn how it can completely change sensibility. Special exercises and techniques will be introduced that can be helpful in creating art while traveling. No prior experience necessary. Materials: small panels, canvases, boards or pieces of paper, 2x2 or 1x4 or slightly bigger, acrylic paints or watercolors with one tube of white gouache, small pointy brushes, color pencils, India ink and pen (optional), one regular pencil.

\$70.00

Clay at Home: Slab Pitchers Made With Templates

Clare Lewis

Saturday | 10:00 AM - 12:00 PM

1 Class: December 05

This is a 2-hour Zoom workshop. Get inspired and ready to create new forms of pitchers! In this workshop you will be shown how to develop templates for pitcher bodies, spouts and handles. Each element will be used to make a unique pitcher. And a "library" of templates can be used for many future projects. Soft slab construction as well as the use of forms will be demonstrated.

\$40.00

YOUTH COURSES



PAINTING & DRAWING

Sketching and Painting (Ages: 9 - 12)

Wendy MacCordy

Tuesday | 4:30 PM - 6:30 PM

8 Weeks: September 22 - November 10

Students of all levels of experience who want to explore the magic of drawing and painting are invited to join this fun class. Through group and one-on-one instructions, students will be introduced to the fundamentals of color, line, texture and shape techniques while exploring different styles of modern artists. Projects include drawing and painting from still life, landscape, portraiture and students' own creations. The school will provide all materials. Students should bring a nut-free snack.

\$240.00

Youth Oil Painting (Ages: 13 - 17)

C.J. Guerin

Thursday | 4:30 PM - 6:30 PM

10 Weeks: September 24 - December 03

Students will learn about the beautiful and unique qualities of painting in oil. We will learn about setting up a palette, color mixing, mediums and glazing, layering and care of materials. Working both in the studio and plein air to create a still-life and landscape, the areas of sighting, linear and aerial perspective will be covered, allowing students to accurately paint what they see. The school will provide all materials.

\$360.00

Portfolio Development: Figure Drawing (Ages: 14 - 17)

Nomi Silverman

Saturday | 9:30 AM - 12:30 PM

6 Weeks: September 26 - October 31

This class is an intensive studio experience in drawing and painting. A variety of media will be explored, such as oils, acrylics and various dry materials. Projects are devised to build skills as well as express individuality and creativity. We will focus on developing observational and design skills in order to produce a varied portfolio. Class is geared toward specific portfolio requirements and includes one-on-one instruction. An excellent course for the serious art student or the student who needs to prepare a portfolio for college. Parents should be aware of both male and female professional nude models in this course. The school will supply all materials.

\$310.00



MIXED MEDIA & COLLAGE

Art Discovery: Mixed Media & Collage (Ages: 5 - 8)

Martha Bloom

Monday | 4:15 PM - 6:15 PM

6 Weeks: September 14 - October 26

Introduction of all fine art media may include; drawing, painting and assemblage. Each week starts with a different medium and discussions of execution landscape working outdoors (weather permitting) will start off the session. We will draw and paint people with added discussions of proportion, composition, shading and observation. The following week a study still life working with collage and assemblage follow by mixed media. The school will provide all materials. Students should bring a light nut-free snack.

\$180.00

Airbrush and Skateboard Art (Ages: 12 - 17)


Jessyca Ryan

Monday | 4:30 PM - 6:30 PM

6 Weeks: November 09 - December 14

As a visual art form design your own skateboard graphics; colorful decks, logos and layouts to illustrate the history of skateboarding through use of airbrush, stencils, acrylic paint and oil- based paint pens. Observe the wacky world of graphic artists and the insight to the creative evolution of the sport. students will learn the basic airbrush techniques to create graphics on a skate board deck that the school will provide. Students will learn how to safely handle exactly knives and acetate paper to create their own stencils, lettering and images to transfer onto their board. The school provides all materials.

\$180.00



PRINTMAKING

Portfolio Development: Printmaking for Teens

Nancy McTague-Stock

Sunday | 12:00 PM - 3:00 PM

4 Weeks: October 25 - November 15

Printmaking is an explorative avenue for artists, and it is a way to learn many new things in a very short period of time. You can expect to have a finished work of art at the end of EACH week's class! For those of you getting your portfolio prepared for college, adding printmaking to your portfolio is important as you apply for a BFA or Art Education university degree. Color, composition, process and design are all part of creating a print. So come, learn some new skills and have fun doing it!

\$190.00



WOODWORKING

Basics of Woodworking (Ages: 13 - 17)


Mark Andreas

Tuesday | 4:30 PM - 6:30 PM

8 Weeks: October 13 - December 01

In this course students will learn the art of carving wood and creating functional 3-dimensional artwork. There will be an introduction to tools such as chisels, rasps and gouges. Students should wear long sleeves, pants and work boots. No open toe shoes. Longhair must be tied back. The school will provide some of the materials. Additional materials will be discussed at the first class.

\$300.00



SCULPTURE

Youth Metal Sculpture (Ages: 14 - 17)

Justin Perlman

Saturday | 1:30 PM - 3:30 PM

11 Weeks: September 26 - December 12

We will learn the methods and techniques to create traditional, contemporary and functional three-dimensional pieces of art. There will be demonstrations of various pieces of equipment, including oxy-acetylene and electric arc welding. Additionally, students will be taught hand and stationary metal working tools. The first class will cover safety protocols and materials, as well as your goals for the term. Students should wear work boots, long sleeved cotton clothing and pants. Long hair must be tied back and please bring work gloves. Materials will be discussed at the first class.

\$385.00



SPECIAL STUDIES

Youth Glass Flame Working (Ages: 12 – 17)

Stephanie Maddalena

Wednesday | 4:30 PM - 6:30 PM

8 Weeks: September 23 - November 11

Learn what lampworking is all about! Starting at the very beginning, students will learn to make glass beads the way they have been made in Venice for centuries. Students will use colorful glass rods, silver and copper foils and enamels to personalize their beads. No experience is necessary, but students with some experience will have the chance to work with the instructor on more advanced techniques. Students need to wear long sleeves and pants. Must tie back hair and wear closed toe shoes.

\$310.00

YOUTH WORKSHOPS



MIXED MEDIA

Exploring the Silvermine Landscape (Ages 5 – 10)

Marta Violette Kot

Friday | 10:00 AM - 2:00 PM

One-Day: September 18

Children will work in the Hicks studio and outdoors in their exploration of the Silvermine landscape. They will begin with a sketchbook exploration that will develop into a final work of art to include paint, oil pastel, and other materials. Emphasis will be on color and light. All materials will be supplied. Students should bring a hearty peanut free snack.

\$120.00

Mixed Media Painting – Self Portrait in September (Ages: 8 - 12)

Marta Violette Kot

Sunday | 1:00 PM - 4:00 PM

One-Day: September 20

A young artist's 2020 self-portrait is worth a thousand words! Children will learn how to develop a self-portrait while exploring a variety of artist materials on a canvas surface. All materials will be supplied. Children should bring a peanut free snack and a fitted face mask. Only students will be allowed to enter the studio. Check-in will take place out-of-doors in front of the art studio.

\$90.00

September Sillies – Painting Using Memories with Funny Stories

Marta Violette Kot

Saturday | 9:00 AM - 12:00 PM

Ages: 5 – 8

Saturday | 1:00 PM - 4:00 PM

Ages: 8 - 12

One-Day: September 26

In using humor in art, children in the studio will be laughing while learning how to draw and paint while transferring their ideas onto canvas or artist board. Children should feel free to bring their own funnies from home including photos or earlier drawings, story books, more. All materials will be supplied. Children should bring a peanut free snack and a fitted face mask.

\$90.00

Drawing and Clay in the Studio – Mixed Media (Ages 5 – 10)

Marta Violette Kot

Monday | 10:00 AM - 2:00 PM

One-Day: September 28

Children will sketch and draw using artist materials and will create a final result using clay and other materials. Techniques will be demonstrated in a variety of materials and children will be encouraged to build on their personal repertoire. All materials will be supplied and students should bring a hearty peanut-free snack. Please bring a sturdy container to transport clay object home.

\$120.00

Late September Studies in the Art Studio (Ages 5 – 10)

Marta Violette Kot

Tuesday | 10:00 AM - 2:00 PM

One-Day: September 29

This studio workshop will explore a theme related to the environment at the time of the workshop. This may include studies inside and out of the studio, and may be object specific, landscape, or still life. Children will have an opportunity to explore traditional and other materials and will create a painting using a variety of materials on canvas. All materials will be supplied. Students should bring a hearty peanut free snack.

\$120.00



October Light and Color: Mixed Media Landscape on Artist Board (Ages 7 - 13)

Marta Violette Kot

Sunday | 1:00 PM - 4:00 PM

One-Day: October 04

Students will study landscape paintings and drawings by well-known artists. They will investigate the Silvermine grounds while practicing drawing skills. A final work of art may include glass, stone, acrylic, pastel, watercolor, more in the making of August landscapes. All materials will be supplied. Children should bring a peanut free snack and a fitted face mask. Only students will be allowed to enter the studio. Check-in will take place out-of-doors in front of the art studio.

\$90.00

Painting and Drawing with Spooky Colors and Creepy Design (Ages 7 - 12)

Marta Violette Kot

Saturday | 1:00 PM - 4:00 PM

One-Day: October 10

Magnified sized creatures will appear using artist painting and drawing and with touches of glow in the dark, shimmery, velvet and hairy possibilities. Children will be encouraged to participate in a gentle studio critique of their work-in-progress on canvas. All materials will be supplied. Children should bring a peanut free snack and a fitted face mask. Only students will be allowed to enter the studio. Check-in will take place out-of-doors in front of the art studio.

\$90.00

School Day's Off: Artistic Expression in the Studio (Ages 5 – 10)

Marta Violette Kot

Monday | 10:00 AM - 2:00 PM

One-Day: October 12

Tuesday | 10:00 AM - 2:00 PM

One-Day: October 13

Creative expression in studio arts using a variety of materials may include painting, clay, printmaking, sculpture, drawing, more. Each day will include new explorations. Children will play artistic games during snack break. They will be exposed to art history and works by famous artists. All materials will be supplied. Students should bring a hearty peanut-free snack.

\$120.00

Mixed Media - Drawing and Painting the October Landscape (Ages 7 - 12)

Marta Violette Kot

Saturday | 1:00 PM - 4:00 PM

One-Day: October 17

Children will explore painting and drawing materials and develop a work of art on artist board. The final piece may be added to additional monthly landscape explorations to create a multiple piece of art that shares a changing story (i.e. November Landscape Painting). All materials will be supplied. Children should bring a peanut free snack and a fitted face mask

\$90.00



Pen and Ink with Color – Botanical Autumn Studies- Pumpkins and Gourds, Autumn Flowers (Ages 5 - 10)

Marta Violette Kot

Sunday | 9:00 AM - 12:00 PM

One-Day: October 25

Children will explore drawing and painting with ink through detailed exploration while developing illustrative skills. Additional drawing materials may be introduced pending on student developments. A gentle critique session will be included. All materials will be supplied. Children should bring a peanut free snack and a fitted face mask.

\$90.00

School Break: Souvenirs in Artwork – Mixed Media Art on Canvas or Artist Board (Ages 5 – 10)

Marta Violette Kot

Tuesday | 10:00 AM - 2:00 PM

One-Day: November 03

Children's special memories of a person, place or event will unfold into paintings depicting inspiration and reminders. Techniques will be demonstrated and art work by well known artists will be shared and discussed. Children should feel free to bring objects from home that have been collected from a favorite place, a family vacation, or a special event, and just treasured. All materials will be supplied. Students should bring a hearty peanut free snack.

\$120.00

School Break in the Artist Studio – Drawing, Painting, Clay (Ages 5 – 10)

Marta Violette Kot

Thursday | 9:00 AM - 12:00 PM

One-Day: November 05

Friday | 9:00 AM - 12:00 PM

One-Day: November 06

Monday, Tuesday, Wednesday | 9:00 AM - 12:00 PM

Three-Days: November 23 - November 25

Children will explore a special topic through various projects and techniques. Reference to work by well known artists will be shared. Techniques will be demonstrated. This is a mixed media class and will include layering of materials. All materials will be supplied. Students should bring a peanut-free snack.
\$270.00

Watercolor and Autumn Foliage: Basket of Apples

Marta Violette Kot

Saturday | 9:00 AM - 12:00 PM

Ages: 5 - 8

Saturday | 1:00 PM - 4:00 PM

Ages: 8 - 12

One-Day: November 07

Exploration of light and color using a variety of materials will develop into a work of art. Children will sketch and draw while studying natural light effects. Children will be invited to taste various kinds of apples while listening to instrumental harmony. The school will provide all materials. Students should bring a light nut-free snack.
\$90.00

Triptych Painting - Telling a Story on Three Panels (Ages 5 – 10)

Marta Violette Kot

Wednesday | 10:00 AM - 2:00 PM

One-Day: November 11

Children will use a three-panel method and create a work of art featuring a special story. They will learn how to unify the three panels to make one complete painting. Materials may include paint, oil pastel, metallic and sparkling materials, more. All materials will be supplied. Children should feel free to bring color and black and white Xerox photo copies to be incorporated as collage. All materials will be supplied. Students should bring a hearty peanut free snack.
\$120.00

Rainbows in the Autumn Landscape- Mixed Media Painting (Ages 5 – 10)

Marta Violette Kot

Sunday | 12:00 AM – 3 :00 PM

One-Day: November 15

Children will re-explore the rainbow when painting an autumn landscape. They will be introduced to the significance of the rainbows in art history across different cultures. This workshop will include exploration of color using various techniques while developing meaning in a work of art. All materials will be supplied. Students should bring a peanut free snack and a fitted face mask. Only students will be allowed to enter the studio. Check-in will take place out-of-doors in front of the art studio.
\$90.00

School Break: Drawing and Sketching in the Studio and Out-of-Doors (Ages 5 – 10)

Marta Violette Kot

Friday | 9:00 AM - 12:00 PM

One-Day: November 27

Children will explore a variety of artist drawing materials, and subject matter, while learning about light and shading. This may include outdoor landscape, leaves, bark, stones, twigs, autumn flowers, vegetables, fruits, and more. Artwork by well known artists will be shared and discussed. Children will be encouraged to participate in a gentle and informal critique session. All materials will be supplied.

\$90.00



School Break: Painting with Glass Beads, Tempera, and Oil Pastels (Ages 5 – 10)

Marta Violette Kot

Sunday | 10:00 AM - 2:00 PM

One-Day: November 29

Children will explore a particular theme in the creation of a mixed media beaded work-of-art. They will draw and shade using a variety of materials on a canvas or artist board surface. Techniques will be demonstrated and children will be encouraged to explore and test. All materials will be supplied.

\$120.00

Color & Clay- Artist's Giving Vases with Flowers (Ages 5 – 10)

Marta Violette Kot

Sunday | 12:00 PM - 4:00 PM

One-Day: December 06

Children will create a unique mini *giving* vase with a colorful bouquet of flowers/plants using clay and a variety of painting and mixed media techniques. They will also be encouraged to participate in a guided gentle critique session. All materials will be supplied. Students should bring a hearty peanut free snack and a fitted face mask. Only students will be allowed to enter the studio. Check-in will take place out-of-doors in front of the art studio. PLEASE BRING A STURDY CONTAINER TO TRANSPORT ART OBJECT HOME.

\$90.00

SPECIAL Mixed Media Clay Signature Workshop- Bear's Holiday at The Cave (Ages 5 – 8)

Marta Violette Kot

Sunday | 10:00 AM - 2:00 PM

One-Day: December 13

Children will create a unique mini *giving* vase with a colorful bouquet of flowers/plants using clay and a variety of painting and mixed media techniques. They will also be encouraged to participate in a guided gentle critique session. All materials will be supplied. Students should bring a hearty peanut free snack and a fitted face mask. Only students will be allowed to enter the studio. Check-in will take place out-of-doors in front of the art studio. PLEASE BRING A STURDY CONTAINER TO TRANSPORT ART OBJECT HOME.

\$90.00

School Break: Art Studio in December – Wood, Clay and Paint (Ages 5 – 10)

Marta Violette Kot

Monday, Tuesday | 9:00 AM - 12:00 PM

Two-Days: December 21 - December 22

Children will explore a variety of materials in this two-day workshop. Building sculptures with wood, and learning about the properties of the materials will be included. Children will be exposed to artwork by well-known artists, and will be encouraged to explore demonstrated techniques. All materials will be supplied and students should bring a peanut-free snack.

\$180.00



School Break: December Landscape Painting in the Art Studio (Ages 5 – 10)

Marta Violette Kot

Wednesday | 9:00 AM - 1:00 PM

One-Day: December 23

In using a variety of art materials, children will develop a December Landscape on Artist Board of Canvas. This may include a festive holiday or winter scene with an emphasis on color and light. They will be exposed to art work by well known artists and traditional winter stories will be read during their snack time. All materials will be supplied and may include paint, oil pastels, ink, materials that sparkle and others that allow for unusual effects, more.

\$120.00

School Break: Mixed Media: Drawing & Clay Sculpting – Winter Birds (Ages 5 – 10)

Marta Violette Kot

Thursday | 9:00 AM - 1:00 PM

One-Day: December 24

Clay techniques will be demonstrated and children will be encouraged to explore and discover new opportunities using clay tools. They will learn how to paint a clay surface through a variety of materials and clay tools. All materials will be supplied. Students should bring a hearty peanut-free snack. Please bring a sturdy container to transport clay object(s) home.

\$120.00

School Break: Art Studio Winter Still-Life Exploration with Mixed Media (Ages 5 – 10)

Marta Violette Kot

Monday | 9:00 AM - 1:00 PM

One-Day: December 28

Children will learn to sketch and develop concepts that will be transformed into a 3-D object. They will learn about the properties of clay in the development of a planned object. Painting the surface of the clay will include mixed media layering. If time allows, they will have time for guided free painting exploration. All materials will be supplied. Students should bring a hearty peanut-free snack.

\$120.00

School Break: Drawing and Printing Winter Birds and Their Environments (Ages 5 – 10)

Marta Violette Kot

Tuesday | 9:00 AM - 1:00 PM

One-Day: December 29

Children will learn about drawing for printmaking. They will develop drawing techniques while exploring details of winter birds in their environment, and will create reverse images of their drawings using the printing process of rolling ink on a plate. If time allows, children will be engaged with developing unique monoprints. All materials will be supplied. Children should bring a hearty peanut free snack.

\$120.00

School Break: Mixed Media - Wood Sculpting and Painting Animals (Ages 5 – 10)

Marta Violette Kot

Wednesday, Thursday | 9:00 AM - 1:00 PM

Two-Days: December 30 - December 31

Children will create wood sculptures and paintings using wood, paint, and other materials. They will develop a subject matter that will be used to re-create a theme for another work of art. Children will be exposed to works by well known artists and will be encouraged to participate in gentle critique discussions throughout. All materials will be supplied. Children should bring a hearty peanut-free snack.

\$220.00





SPECIAL ARTS STUDIES

Youth Glass Flame Working Workshop (Age: 12 - 17)

Stephanie Maddalena

Saturday | 10:00 AM - 3:00 PM

One-Day: October 03

Saturday | 10:00 AM - 3:00 PM

One-Day: November 14

Learn what lampworking is all about! Starting at the very beginning, students will learn to make glass beads the way they have been made in Venice for centuries. Students will use colorful glass rods, silver and copper foils and enamels to personalize their beads. No experience is necessary, but students with some experience will have the chance to work with the instructor on more advanced techniques. Students need to wear long sleeves and pants. Must tie back hair. The school will provide all materials. Students should bring a light nut-free snack.

\$150.00

So, Your Teen Wants to go to Art School How to Navigate the Portfolio Process (Teens 14 - 17 Parents)

Nancy McTague-Stock

Sunday | 12:00 PM - 2:00 PM

One-Day: October 18

It can be daunting once you and your teen realize how much needs to be done to apply for a fine arts university degree program. In this informational session a variety of programs and expectations will be explored to suit the many different types of high school students. This workshop will answer many of the questions parents and students ask: When do I look at schools? When do I apply? Do I already have a portfolio? What do I need? How do I get what I need? What can I major in? Do I need to write essays? What is the difference between a BA or BFA art program in a liberal arts school and a BFA program at a fine art school from a content standpoint? If time allows, the instructor will do short, preliminary portfolio reviews after presenting the options. Come with notebook, portfolio and your questions! Price of \$95 each participant.

\$95.00

YOUTH ONLINE COURSES

Exploring Drawing, Painting and More! (Ages: 9 - 12)

Karen Siegel

Wednesday | 4:00 PM - 5:30 PM

6 Classes: September 23 - October 28

Wednesday | 4:00 PM - 5:30 PM

6 Classes: November 04 - December 16

In this 6 week online Zoom course students will explore the elements of art (color, form, line, shape, space, texture, and value) through various artistic media. Subject matter will include still-life, landscape, abstraction and more. A different art technique will be introduced each week giving the young artist a chance to have fun exploring a variety of materials.

\$170.00

Teen Animation Online (Ages: 12 - 17)

R. Lee

Saturday | 10:00 AM - 1:00 PM

6 Classes: September 26 - October 31

In this six-session online animation class, students will learn how to use the Adobe CC Animate software and create basic animation. We will cover the History of Animation and explore the 12 Principles through several exercises. This class will approach animation from the perspective of classic cartoons and will teach the necessary skills to create basic character motion and more. Students are required to have access to the Adobe Creative Cloud software (available for free for 30 days) and are encouraged to finish all projects started in class- outside of class. Drawing tablets are not required but strongly recommended..

\$260.00

Teen Drawing and Painting (Ages 13 - 15)

Karen Siegel

Monday | 4:00 PM - 5:30 PM

6 Classes: October 05 - November 09

In this 6-week online course, students will use observation to interpret form, space and composition. We will study still-life objects and the character and essence of the clothed model. Various approaches will be developed using a range of water-based materials. Students will explore finding and developing their own personal style.

\$170.00

Upcycled Art & Fashion! (Ages 13 - 18)

Adelka Polak

Monday | 4:00 PM - 5:30 PM

6 Classes: October 05 - November 09

This is a 6-week online sewing class for turning ripped jeans into a new handbag, outfit, decor and art! While it helps to have a sewing machine for handbags clothing design, you can also design a weaving project, jewelry, mobile or work for canvas with this amazing natural material of jeans. Learn that even our money made by the Federal Reserve does this same thing of turning jean cut offs into our cash on hand. While our approach to upcycling will be simpler this amazing class envisions how to work with worn clothing turning it into a new aesthetic that has been developing since the 1970s environmental movement tried to cut down on waste and hold on to some of our favorite things.

\$170.00

Methods for Movement of Art & Nature (Ages 13 - 18)

Adelka Polak

Tuesday | 4:00 PM - 5:30 PM

7 Classes: October 06 - November 17

This is a 6-week online class with the main goal to foster a connection to the natural world in our artwork. How can we animate paper, a stick, pine cones, acorns and stones by creating armature with them and joints to bring them to life through movement on a stage? Students can make a sort of miniature theater at their desk space and, envisioning their own artistic expression through the art of puppetry that could conjure mythical imagery from classic films like Jim Henson's *The Dark Crystal* and *Labyrinth* possibly. Also, autumn being harvest season makes materials for this class more accessible unless you want to stick to creating a shadow puppet theater instead, especially if students do not have access to the outdoor materials. Shadow puppetry has been used for generations around the world to tell significant and often whimsical tales around the world! This course is intended for the budding visual artist who is interested in theater.

\$170.00

Drawing and Painting (Ages 12 - 15)

Wendy MacCordy

Wednesday | 4:00 PM - 6:00 PM

4 Classes: October 07 - October 28

This 4 week online course will focus on drawing and painting still life, portraiture and landscape. We will explore composition, develop tonal sketches, achieve perspective and good color sense, and translate it all into a dynamic painting. Students will use watercolor and acrylics for painting and explore a variety of drawings techniques to learn the traditional techniques such as proportion, shading, and composition.

\$155.00

Introduction to Photoshop for Teens (Ages 13 - 17)

R. Lee

Thursday | 4:00 PM - 6:00 PM

5 Classes: October 08 - November 05

In this five-session online course for teens, students will learn the basics of operating Adobe Photoshop. We will practice techniques applicable to both photo editing and digital illustration- including photo restoration, collage, color correction and much more. Students will learn the common terminology associated with Photoshop as well as many other relevant digital editing software. Drawing tablets are encouraged for this course, however using any USB or wireless mouse is acceptable.

\$190.00

Mask & Movement for Theater Art (Ages 13 - 18)

Adelka Polak

Thursday | 4:00 PM - 5:30 PM

6 Classes: October 08 - November 12

This is a 6-week online where we will study the art of mask theater, which has been used for centuries around the globe, and learn how this effective art form that can speak volumes without saying a word! Instructor Adelka Polak is an internationally-acclaimed mask performer since 2008 with Larry Hunt's Masque Theatre, a company that began in the 1980s. The performing duo traveled the world to share this art form with audiences in around the world,

including the Czech Republic, Denmark, Bulgaria, Turkey and Taiwan! How can you create a mask from paper-cutting, cardboard, paper-mache or fabric? Then how do you make it move? You will learn how to craft your very own masks and then you will learn the importance of gesture to transform a static object into something that holds potential to display great emotion and character for the stage. A single artist can dramatically transform into a variety of characters through this visual art form intended for the stage.

\$170.00

Portfolio Development: Portrait Drawing (Ages 12 - 18)

Justin Wiest

Monday | 4:00 PM - 5:30 PM

4 Classes: October 19 - November 09

From initial block-in to final rendering, the art of portrait drawing can be a challenging yet rewarding endeavor. This 4 week online class will stress the importance of seeing the whole mass of the head while checking proportions and shadow shapes. Only after the foundations of the skill are built can the student begin to analyze facial features. Students will work with a model remotely and draw along with the instructor. Each student will have the opportunity to submit their work to the instructor and receive an in-depth written/ illustrated critique each week.

\$125.00

Portfolio Development: Color Theory (Ages 12 - 18)

Justin Wiest

Tuesday, Wednesday | 4:00 PM - 5:30 PM

7 Classes: October 21 - November 11

Hue, value, and chroma are some of the most important elements in art. Science can bring a deeper understanding to color by describing its various characteristics. The 4 week online class will interact with color through exercises and demonstrations. These will include landscapes (aerial-perspective), still life, and portrait. Students will also be asked to work outside class if needed.

\$125.00

Portfolio Development: Techniques of the Masters (Ages 12 - 18)

Justin Wiest

Thursday | 4:00 PM - 5:30 PM

4 Classes: October 22 - November 12

The artist's true nature is realized in their drawing process. Styles in Art change however a 'drawing vocabulary' has remained relatively stable. After analyzing diverse Master examples, the students in this 4-week online course will emulate and attain an understanding of line language. Inevitably a by product of this concentrated examination of master works is the development of one's own aesthetic identity and appreciation. The student will also engage art history with drawing as an anchor. Some artists to be analyzed: Michelangelo, Holbein, Seurat, and Kollwitz.

\$125.00

CREATE YOUR OWN - A Series for Teens (Ages 12 - 18)

Nancy McTague-Stock

Tuesday | 3:30 PM - 4:45 PM

4 Classes: November 03 - November 24

Create your own! In this online 4-week after school series for teens, you'll explore different mediums each week. Take 1 session or all 4! Tuesday, Nov. 3rd: Create Your Own Abstract Painting Nancy will show you simple compositional concepts and painting techniques so you can complete a 12"x12" painting for your room! All you need is a 12"x 12" canvas, a pencil, a piece of paper, a paintbrush or two and whatever paint you'd like to use! Tuesday, Nov. 10th: Create Your Own Recycled 'Memory' Collage Artists have used recycled items from their lives in creating collages such as to remember a person, a special trip, a special moment and to create messages for a friend. You can use photos, images from newspapers, colored paper, fabrics, markers, paint, or a poem or a quote... whatever you want! You will need either glue or Modge Podge, a canvas board in whatever size you would like, your favorite memories and art supplies! Tuesday, Nov. 17th: Create Your Own Book Whether you enjoy creating cartoons, drawing characters, anime, animals, writing poems, stories, you will make a small book today to share with friends and family or to keep as your secret journal! You will need a ruler, scissors, a somewhat heavy sheet of Drawing paper (18x24" is good), 30" piece of some thread, lightweight cord, leather or yarn, and whatever drawing or painting supplies you enjoy working with! Tuesday, Nov. 24th: Create Your Own Holiday Cards Gift Tags This class will help you create fun and colorful cards and gift tags to WOW family and friends! They can be made for the holidays or other special occasions. You can either purchase a box of blank cards, or you can use scissors and one piece of drawing paper, 18x24". You can use watercolor, tempera paint, acrylic, magic markers, glitter pens, colored pencils.. whatever you like to use best!

\$175.00

Drawing and Sketching Exploration (Ages: 8 - 10)

Karen Siegel

Tuesday | 4:00 PM - 5:30 PM

6 Classes: November 03 - December 08

In this fun 6 week Zoom class, students will explore the magic of drawing through one-on-one instruction. Students will be introduced to the fundamentals of color, line, and texture and shape techniques while exploring different styles of modern artists. Learn to see in a new way. Students will discover the journey of drawing through a wide array of fun materials, including graphite, charcoal, pen ink, chalk and oil pastel sticks.

\$170.00

Teen Animation Online 2.0 (Ages: 12 - 17)

R. Lee

Saturday | 10:00 AM - 1:00 PM

6 Classes: November 07 - December 19

This is an intermediate level online animation course meant to teach those with some prior knowledge of animation more advanced techniques. Students will learn how to incorporate multiple moving elements into one piece, create morphing animation, apply lip sync and audio into their work, as well as develop a basic understanding of video editing. To participate in this class, students must have a basic understanding of the software CCAanimate (which is taught in the "Animation Now!" / "Introduction to Animation" course or learned at home with appropriate software and hardware).

\$260.00

CREATE YOUR OWN - A Series for Teens (Ages 12 - 18)

Nancy McTague-Stock

Tuesday | 3:30 PM - 4:45 PM

1 Class: November 03

Tuesday | 3:30 PM - 4:45 PM

1 Class: November 10

Tuesday | 3:30 PM - 4:45 PM

1 Class: November 17

Tuesday | 3:30 PM - 4:45 PM

1 Class: November 24

Create your own! In this online 4-week after school series for teens, you'll explore different mediums each week. Take 1 session or all 4! Tuesday, Nov. 3rd: Create Your Own Abstract Painting Nancy will show you simple compositional concepts and painting techniques so you can complete a 12"x12" painting for your room! All you need is a 12"x 12" canvas, a pencil, a piece of paper, a paintbrush or two and whatever paint you'd like to use! Tuesday, Nov. 10th: Create Your Own Recycled 'Memory' Collage Artists have used recycled items from their lives in creating collages such as to remember a person, a special trip, a special moment and to create messages for a friend. You can use photos, images from newspapers, colored paper, fabrics, markers, paint, or a poem or a quote... whatever you want! You will need either glue or Modge Podge, a canvas board in whatever size you would like, your favorite memories and art supplies! Tuesday, Nov. 17th: Create Your Own Book Whether you enjoy creating cartoons, drawing characters, animae, animals, writing poems, stories, you will make a small book today to share with friends and family or to keep as your secret journal! You will need a ruler, scissors, a somewhat heavy sheet of Drawing paper (18x24" is good), 30" piece of some thread, lightweight cord, leather or yarn, and whatever drawing or painting supplies you enjoy working with! Tuesday, Nov. 24th: Create Your Own Holiday Cards Gift Tags This class will help you create fun and colorful cards and gift tags to WOW family and friends! They can be made for the holidays or other special occasions. You can either purchase a box of blank cards, or you can use scissors and one piece of drawing paper, 18x24". You can use watercolor, tempera paint, acrylic, magic markers, glitter pens, colored pencils.. whatever you like to use best!

\$50.00



Silvermine

Silvermine Arts Center

1037 Silvermine Rd, New Canaan, CT 06840
203.966.6668 x2



@silvermineartscenter



@silvermine_arts_center



@SilvermineArts