

WINTER 2021

School of Art

Silvermine Arts Center

Silvermine Arts

Winter Session 2021

January 11 – March 27

(11 Weeks)

Winter Session Holidays- School closed:

Martin Luther King Day – Monday, January 18 President's

Day- Monday, February 15

Spring Session 2021

April 5 – June 12

(10 Weeks)

Spring Session Holidays- School closed:

Memorial Day – Monday, May 31

Summer Session 2021

June 21 – August 28

(8 Weeks)

Summer Session Holidays- School closed: Independence

Day – Monday, July 5

REGISTRATION INFORMATION

Need Help Choosing the Right Course?

If you need assistance in your selection, contact the school office at 203-966-6668, x 2 or schooladmin@silvermineart.org

How to Register?

Online: www.silvermineart.org

Phone: 203-966-6668, ext. 2

NO IN-PERSON REGISTRATION, EMAIL or FAX

Silvermine Arts Center

Coronavirus / COVID-19

Warning & Disclaimer

Despite our careful attention to cleaning and social distancing, Silvermine cannot warrant that you will not become infected with COVID-19 while using our facilities or participating in our programs. COVID-19 is extremely contagious and there is a risk of exposure and infection at any time and any place. By using our facilities or participating in our programs, you are acknowledging and accepting these risks.

Please visit our website for more details: www.silvermineart.org

SCHOOL OFFICE HOURS

Monday – Friday

9 AM – 5 PM

Location: 1028 Silvermine Rd

The school office is located across the street from the main building—to the left of the Silvermine Market.

Please address inquiries regarding programs of study to:

Silvermine School of Art

1037 Silvermine Rd.

New Canaan, CT 06840-4398

Email: schooladmin@silvermineart.org

Phone: 203-966-6668, ext. 2

SCHOOL POLICIES

<https://www.silvermineart.org/school/policies/>

GIFT CERTIFICATES

Silvermine School of Art has gift certificates available in any denomination you wish. Please call 203-966-6668, ext. 2 to purchase gift certificates.

PRIVATE & GROUP EVENTS

Private Tutorials & Group Workshops

Learning Pods, Homeschool Groups

Team Building Art Workshops

Teacher Enrichment: Expand Your Classroom

Children's Art Birthday Parties

<https://www.silvermineart.org/school/private-lessons-parties/>



CONTENTS

Private Workshops & Parties	2
Adult Courses	3-15
Adult Workshops	16-22
Adult Online Courses & Workshops	22-26
Youth Courses	27-30
Youth Workshops	30-33
Youth Online Courses & Workshops	33-35

ADULT COURSES



PAINTING & DRAWING

Copying from the Masters

Justin Wiest

Monday | 9:30 AM - 12:30 PM

10 Weeks: January 11 - March 29

Copying old master works was a time-tested tradition throughout the ages. Students will work from high quality reproductions and the led through a step-by-step approach to thinking and working in the old master manner. Beginning with the drawing, then capturing the slowly building the layers of paint with glazes mixed with chalk and oil, students will earn the full process, which they can the introduce into their own methods of painting. Reproductions will be provided for the students.

\$480.00

Still Life & Landscape Painting

Kirill Doron

Monday | 10:00 AM - 1:00 PM

10 Weeks: January 11 - March 29

This course is for students with some background in drawing or painting. Working with landscape or still life, beginning oil painters will learn the fundamentals, including color, composition, form, and materials. Intermediate oil painters can hone existing skills and explore more complex challenges. Course will not meet January 18th or February 15th

\$480.00

The Art of Watercolor

Alex McFarlane

Monday | 9:30 AM - 12:30 PM

10 Weeks: January 11 - March 29

This course is for beginners and experienced students who want to review techniques, with instruction. Watercolor painting is about technical skills that can be learned. Learning how to relax and be comfortable using watercolor is fundamental. There will be demonstrations at the beginning of every class. In addition, you will learn to develop inventive compositions and interpret your subject-still life, figure and landscape.

\$480.00

Figure Drawing and Painting

Justin Wiest

Tuesday | 7:00 PM - 9:30 PM

10 Weeks: January 12 - March 16

Uses figure models to practice representing the figure in oil paint from observation. Employing limited palettes, we will discuss painting techniques, application, and methods for simplifying the subject. This course is recommended for beginning to intermediate painting students who are interested in figural representation in space or wish to develop their understanding of oil painting methods.

\$410.00

Painting 101: Foundation Painting

Alex McFarlane

Tuesday | 9:30 AM - 12:30 PM

8 Weeks: January 12 - March 02

This course is for beginning and intermediate students who want to learn the techniques and procedures necessary for painting in oils or acrylics. Basic skills in drawing, composition, mixing and applying paint will be demonstrated. Subject matter will include still life, figure, portrait and landscape. You will be guided through the foundation steps towards a satisfying work of art.

\$395.00

Watercolor Landscapes

Wendy MacCordy

Tuesday | 9:30 AM - 12:30 PM

10 Weeks: January 12 - March 16

The fundamentals of watercolor will be taught and the emphasis will be on becoming comfortable with the spontaneous nature of the medium. We will focus on how to capture light filled landscape paintings by using the white of the watercolor paper. Demonstrations will be given at the beginning of each class. Bring your own landscape photographs as a reference.

\$480.00



Abstract Painting

Natasha Karpinskaia

Wednesday | 7:00 PM - 10:00 PM

10 Weeks: January 13 - March 17

This class is intended for anyone who wants to explore non-representational painting, to strengthen and develop their own voice as a painter, and take some risks with their painting. We will experiment with color, proportion, shapes and texture. This course is also suitable for those who want to have more confidence in their own way of painting. No prior experience necessary, appropriate to beginners to advanced painters.

\$480.00

Abstract Painting: Your Choice Floral, Landscape or Figure in Symbols and Color

Dmitri Wright

Wednesday | 1:00 PM - 4:00 PM

10 Weeks: January 13 - March 17

Develop your own unique personal vision as an abstract painter and explore new ideas via the art of the creative process. Focus will be on the abstraction from the representative in applying one's personal perception, temperament and aesthetical beauty for more expressive freedom in chosen subject: such as figure, floral or landscape. There will be painting demonstrations and examples of color and compositional theory, in addition to playful exercises in working large, both individually and collectively. Students at all levels are welcome to work in any medium of their choice.

\$530.00



Big Picture: Choose Your Theme Figure, Landscape, or Still Life

Alex McFarlane

Wednesday | 1:00 PM - 4:00 PM

10 Weeks: January 13 - March 17

This course is ideal for someone who wants to start, execute and finish one painting or drawing. For the narrative artist, there will be a sustained pose for the entire session. The still life artist will have an individual set-up tailored to meet his or her needs. For the landscape artist, there will be individual guidance in making nature look natural. There will be demonstrations.

\$480.00

Basic Painting & Drawing

C.J. Guerin

Thursday | 1:00 PM - 4:00 PM

10 Weeks: January 14 - March 18

This course is for the beginner or returning student to learn the fundamentals of drawing and painting. We begin with basic sketching techniques enabling students to accurately record what they see, and the second half of the course will introduce painting, color mixing, paint application, glazing, texture, and aerial and linear perspective. These sessions will be aimed at creating a still life and landscape.

\$480.00

Beyond a Pretty Picture

Alex McFarlane

Thursday | 7:00 PM - 10:00 PM

10 Weeks: January 14 - March 18

You know you are good, but how do you get your painting to look like the vision in your head? This is tailored to the individual, from how you think about art to how you develop a personalized statement. Learn to analyze your vision and find a seamless balance between concept, composition and technique.

\$480.00

Broaden the View

C.J. Guerin

Thursday | 9:30 AM - 12:30 PM

10 Weeks: January 14 - March 18

This class is for students who have a working knowledge of sketching and painting. The sessions will be aimed at improving your painting through dynamic compositions, new and mixed materials, "out of the box" ideas, and various methods of working to stretch your concepts. The sessions will be aimed at landscape and still life to help you move on with your work to the next level while developing your own personal voice. There will be demonstrations and individual guidance in oil, watercolor and acrylic.

\$480.00

Drawing & Painting the Figure

Nomi Silverman

Thursday | 1:00 PM - 4:00 PM

5 Weeks: January 14 - February 11

Thursday | 1:00 PM - 4:00 PM

5 Weeks: February 18 - March 18

Students learn to "see" the figure; investigate the complex color of skin and how to paint or draw it. Tonal work to develop limited and full color studies identifying and understanding warm and cool color values in the figure. Proportions, articulation and flow, planes, values and the systematic construction of the human form will be covered. Students can work with a medium of their choice.

\$270.00

Figure Drawing

Justin Wiest

Thursday | 9:30 AM - 12:30 PM

10 Weeks: January 14 - March 18

Learn the human figure's complex construction while heightening their ability to draw a figure from observation. Working from the model, emphasis on gesture, balance and proportion will be stressed throughout to aid in the illusion of credibility posed figures. Students should leave this class with a better understanding of the figure's key landmarks, form sense and construction as well as a greater ability to render a figure from life and from memory.

\$280.00

Introduction to Abstract Painting

Matthew Shelley

Thursday | 9:30 AM - 12:30 PM

10 Weeks: January 14 - March 18

This course offers a survey of painting approaches to familiarize students with the basic concepts of abstraction. The class will offer a wide range of methods, from partial abstraction, to gestural abstraction, to systematic abstraction. Weekly and bi-weekly assignments will offer students an overview of the techniques and ideas that define this category of painting.

\$480.00



Contemporary Impressionism and Beyond: Experience to Expression

Dmitri Wright

Friday | 9:00 AM - 12:00 PM

10 Weeks: January 15 - March 19

Friday | 1:00 PM - 4:00 PM

10 Weeks: January 15 - March 19

Develop our own unique style while discovering the philosophy and techniques used by the impressionist masters. Such methods used by the impressionists were taken from the classical and today used by the modernists are the tools you will learn from illustrative to the abstract. Students from all levels and interests, as well as those working in all materials and methods are welcomed from classical to abstract.

\$480.00

Painting Abstract

Natasha Karpinskaia

Friday | 9:30 AM - 12:30 PM

10 Weeks: January 15 - March 19

Learn how to gain understanding of the language of abstraction through paint. Learn about juxtaposition of colors and shapes. Discover a new non-representational way of viewing the world. Experiment with scale, proportion, materials and texture. Practice design and composition. Participate in specially designed drawing exercises to develop your own visual language.

\$480.00

Drawing & Painting in Combination

Alex McFarlane

Saturday | 9:30 AM - 12:30 PM

10 Weeks: January 16 - March 20

This course is designed to instruct students in the fundamentals of drawing, composition and the basic techniques of painting. Mixing and applying paint will be demonstrated. Subjects such as still life, figure and landscape will be covered. Those who wish to draw exclusively are guided from a beginning thumbnail to a finished presentation. Likewise, the painters will learn their craft step-by-step.

\$480.00

Foundation Drawing

Matthew Shelley

Saturday | 10:00 AM - 1:00 PM

10 Weeks: January 16 - March 20

This course will offer a comprehensive foundation in drawing for both beginners and those who wish to practice and brush up on their drawing skills. Working with a variety of dry materials, students learn to use line, value, gesture and perspective. Students will draw from observation; participants will learn to reorient their minds, focusing on the relationship of space rather than objects, working with still life, figure and landscape.

\$480.00



Painting with Encaustics

Nash Hyon

Wednesday | 1:00 PM - 4:00 PM

8 Weeks: January 27 - March 17

Explore the medium that works with a mixture of beeswax and pigment, giving your paintings a beautiful surface and depth. Learn the techniques, methods and history of the medium. A demonstration will start each class, followed by time to experiment or create your own painting, with individual instruction. No painting experience necessary. The school will supply major equipment. Other supplies can be purchased locally or online. This is a small class that gives students individual attention.

\$410.00



PRINTMAKING

Explorations in Printmaking

Nancy McTague-Stock

Tuesday | 1:00 PM - 4:00 PM

5 Weeks: January 12 - February 09

Tuesday | 1:00 PM - 4:00 PM

5 Weeks: February 16 - March 16

Printmaking is not scary or complicated! It is the one medium that requires no former experience. In this course, Nancy will introduce you to many different ways to express your ideas through printmaking methods. You can even bring your love for any other media to this class to create mixed media works. Limiting the number of students, Nancy has the ability to work with each of you individually. This fun class will enable you explore many new ways to create using a printing press! Limited to six.

\$275.00

Monotype Printmaking

Natasha Karpinskaia

Thursday | 9:30 AM - 12:30 PM

10 Weeks: January 14 - March 18

Thursday | 1:00 PM - 4:00 PM

10 Weeks: January 14 - March 18

Participants will learn all the basic techniques for creating monotypes: multiple plates, chine colle', stencils and viscosity. It will focus on practicing, experimenting and letting the process lead you to new innovations. Discover endless possibilities as you print more. Emphasis is given to helping each student develop a personal knowledge of the process.

\$495.00



CERAMICS

Basic Pottery

Wendy Hower

Sunday | 10:00 AM - 1:00 PM

10 Weeks: January 10 - March 14

Peter Lopatin

Saturday | 10:00 AM - 1:00 PM

10 Weeks: January 16 - March 20

This course is designed both for newcomers to the potters wheel and for those who have throwing through demonstrations, project assignments and plenty of one-on-one instruction. Students will learn to turn a lump of clay into a bowl, vase, mug and other forms. We will then work on the skills of trimming a thrown piece, adding surface design and glazing. The assigned Open Studio for this course is Saturdays from 1:00pm - 4:00pm.

\$490.00

Pottery: Throwing & Hand Building for All Levels

Jon Puzzuoli

Monday | 1:00 PM - 4:00 PM

10 Weeks: January 11 - March 29

This course is for the student with no previous experience or for those seeking further development of hand building, throwing and glazing skills. Basic throwing and more advanced techniques will be taught as well as many hand-building methods including slab, coil, dowel, pinch, and the use of textures. Numerous demonstrations and individual coaching are offered. Students can work at their own pace and experimentation is always encouraged. The assigned Open Studio for this course is Mondays from 10:00am - 1:00pm.

\$490.00

Exploring Soda Firing

Jon Puzzuoli

Tuesday | 3:30 PM - 6:30 PM

10 Weeks: January 12 - March 16

Create work, glaze and fire your pottery in our newly built Soda Kiln and learn about this unique firing process from beginning to end. During the beginning of the semester we design work with this firing method in mind. Weekly demos will refine your skills and individual instruction. Mid semester, we will explore flashing slips and 7 new glazes, including new crystalline matte and ash glazes. As a class we will then prep for the firing and strategically load the kiln. At the end of the semester, we will fire the kiln collectively and participate in adding wood, baking soda and salt through the kilning. The class will also have access to the gas reduction kiln. The assigned Open Studio for this course is Wednesdays from 4:00pm - 7:00pm.

\$490.00

Intermediate and Advanced Wheel Throwing

Rob Pursell

Tuesday | 9:00 AM - 12:00 PM

10 Weeks: January 12 - March 16

Focusing on functional forms we will explore pots for daily use. Group discussion will drive demonstrations including wheel throwing techniques, altering, decorating, and glazing. Basic wheel proficiency expected as students will work individually towards advancing technical skills and developing personal style to create pieces that excite. The assigned Open Studio will be Tuesday afternoons from 12:00pm - 3:00pm.

\$490.00

Potter's Wheel for All Levels

Jon Puzzuoli

Tuesday | 7:00 PM - 10:00 PM

10 Weeks: January 12 - March 16

Thursday | 7:00 PM - 10:00 PM

10 Weeks: January 14 - March 18

Whether you are new to the potter's wheel or wish to build upon your existing skills, this class will fill your needs. Beginners will be taught the important skills needed to create a vessel on the wheel. For those who have more experience, the class will focus on more complex shapes, various surface textures and alternative glazing methods. Class demos as well as individual instruction will be provided. The assigned Open Studio for this course is Mondays from 7:00pm - 10:00pm.

\$490.00

Wheel Throwing and Hand Building: Beginning and Intermediate

Lynda James Carroll

Wednesday | 9:30 AM - 12:30 PM

10 Weeks: January 13 - March 17

Beginner and Intermediate students will explore a variety of wheel throwing, hand building, and surfacing, and glazing techniques will be covered. The emphasis is on using skills to build pieces on and off the wheel. Personal creativity will be encouraged. The assigned Open Studio for this course will be Wednesdays from 1:00pm - 4:00pm.

\$490.00

Wheel Throwing: Exploring Functional Pots

Rob Pursell

Wednesday | 1:00 PM - 4:00 PM

10 Weeks: January 13 - March 17

Focusing on functional forms we will explore pots for daily use. Individuals new to the wheel will learn the skills necessary to create cups, bowls, plates and more. Students comfortable on the wheel will develop their ideas towards creating pieces that excite. Group discussion will drive demonstrations including wheel throwing techniques, hand building, altering, decorating and glazing.

\$490.00



Pottery & Vessel Sculpture: Intermediate to Advanced

Keiko Ashida

Thursday | 10:00 AM - 1:00 PM

10 Weeks: January 14 - March 18

Intermediate and advanced students will explore alternative methods. A variety of wheel throwing, hand building, and surfacing, and glazing techniques will be covered. The emphasis is on using skills to build vessel sculptures on and off the wheel. Personal creativity will be encouraged. The assigned Open Studio time for this course is Thursdays from 1:00pm - 4:00pm.

\$490.00



WOODWORKING

Introduction to Woodworking

Mark Andreas

Monday | 9:30 AM - 12:30 PM

10 Weeks: January 11 - March 29

There are many mediums in sculpture but none so versatile as wood. Bent, carved, glued, or fastened, wood has been holding up the world we live in. This class is designed to engage the student in the many facets of this wonderful material including many of the tools and techniques used in working with it. All levels of experience are welcome.

\$515.00

Furniture Building & the Art of Carpentry

Mark Andreas

Tuesday | 1:30 PM - 4:30 PM

10 Weeks: January 12 - March 16

Tuesday | 7:00 PM - 10:00 PM

10 Weeks: January 12 - March 16

Students with no experience working with wood will set an introduction to tools and equipment. There will be lectures and demonstrations throughout the course. Learn to create furniture out of wood using hand and power tools. Materials discussed at the first class.

\$515.00

The Art of Bowl Turning

Arik Bensimon

Thursday | 1:30 PM - 4:30 PM

10 Weeks: January 14 - March 18

Thursday | 6:00 PM - 9:00 PM

10 Weeks: January 14 - March 18

Friday | 10:00 AM - 1:00 PM

10 Weeks: January 15 - March 19

This course offers participants a deep immersion in the art of bowl turning. Students begin with simple bowls and will move to experiment with more complex forms which will be included texture, color, and the addition of handles, as they choose. Students will learn the techniques for achieving professional results. Students are encouraged to pursue their own aesthetic directions and build upon their existing skill sets, turning with either green or dried wood. Limited to 2 people per class.

\$515.00



SCULPTURE

Introduction to Figure Sculpture and Casting

Mark Andreas

Monday | 1:00 PM - 4:00 PM

10 Weeks: January 11 - March 29

This course will introduce students to the traditional techniques of figure sculpture. Students will create a figure sculpture in clay with the inspiration of a live model. After students complete their clay model, they will learn the process of casting their clay sculpture in plaster and then producing duplicates, such as a wax for bronze casting or a traditional waste mold. There will be an additional fee for firing pieces.

\$540.00

Metal Sculpture All Levels

Mark Andreas

Monday | 6:30 PM - 10:00 PM

10 Weeks: January 11 - March 29

Learn the methods and techniques to create traditional, contemporary and functional three-dimensional pieces of art. There will be demonstrations of various pieces of equipment, including oxy-acetylene and electric arc welding. Students should wear cotton clothing with long-sleeves and long pants, work boots and no open toed shoes. Long hair must be tied back. Bring work gloves. Materials discussed at the first class.

\$555.00

Methods and Materials in Sculpture

Justin Perlman

Monday | 1:30 PM - 4:30 PM

10 Weeks: January 11 - March 29

This class is an opportunity for novice and advanced student alike to explore new tools and materials in the world of three-dimensional art. Whether you are interested in classical art or modernist work, this class will help you develop a work of sculpture in whatever material you choose. Emphasis will be on the techniques and the usage of tools for the given medium. From stone carving to welded steel, from two-inch model to large-scale work, this class offers a wide range for the student's interests.

\$490.00

Sculpture and Bronze Casting

Justin Perlman

Monday | 10:00 AM - 1:00 PM

10 Weeks: January 11 - March 29

This course provides an exploration of the art, techniques and practices based on traditional methods of lost wax bronze casting. Students will prepare a wax object, create the mold, and cast sculptural pieces in bronze. After the pour, students will have the opportunity to finish their bronze sculpture. Students will leave with one small bronze sculpture. There is an additional fee for all bronze including gating once your artwork is poured. Fee depends on weight and market value of the bronze. Additional fee must be paid at the end of the semester.

\$655.00

All Levels: Metal Sculpture

Justin Perlman

Tuesday | 6:30 PM - 10:00 PM

10 Weeks: January 12 - March 16

All levels will learn the methods and techniques to create traditional, contemporary and functional three-dimensional pieces of art. There will be demonstrations of various pieces of equipment, including oxy-acetylene and electric arc welding. Among many other lessons, forging, will introduce students to the concept of annealing and hardening of metal. Students should wear work boots, long sleeved cotton clothing, and bring work gloves. Long hair must be tied back. Materials will be discussed at the first class.

\$555.00



Metal Sculpture All Levels

Mark Andreas

Tuesday | 9:00 AM - 1:00 PM

10 Weeks: January 12 - March 16

Learn the methods and techniques to create traditional, contemporary and functional three-dimensional pieces of art. There will be demonstrations of various pieces of equipment, including oxy-acetylene and electric arc welding. Students should wear cotton clothing with long-sleeves and long pants, work boots and no open toed shoes. Long hair must be tied back. Bring work gloves. Materials discussed at the first class.

\$620.00

Sculpture Reviewed

Janice Mauro

Tuesday | 9:30 AM - 12:30 PM

10 Weeks: January 12 - March 16

This course is designed to encourage students to create their own reality of the live model. Taught and guided by solid knowledge of the human figure, concerning anatomy, proportion and design, students may choose several options. These include bas-relief or 3-dimensional images of the full figure, head or fragment. The sculpture will be modeled in terra cotta clay, hollowed, air dried and fired. There will be an additional fee for firing pieces.

\$540.00

The Art of Stone Sculpture

Andrew Davis

Thursday | 7:00 PM - 10:00 PM

10 Weeks: January 14 - March 18

Students will learn, through hands-on experience and demonstrations, this timeless art of sculpting stone and working with various types of stone. Experience hand and power tools while executing a stone piece. You will be taken through the entire process from stone selection to carving and polishing.

\$490.00

The Art of Stone Sculpture

Andrew Davis

Thursday | 10:00 AM - 2:00 PM

10 Weeks: January 14 - March 18

Students will learn, through hands-on experience and demonstrations, this timeless art of sculpting stone and working with various types of stone. Experience hand and power tools while executing a stone piece. You will be taken through the entire process from stone selection to carving and polishing.

\$675.00



All Levels: Metal Sculpture

Justin Perlman

Saturday | 9:00 AM - 1:00 PM

10 Weeks: January 16 - March 20

All levels will learn the methods and techniques to create traditional, contemporary and functional three-dimensional pieces of art. There will be demonstrations of various pieces of equipment, including oxy-acetylene and electric arc welding. Among many other lessons, forging, will introduce students to the concept of annealing and hardening of metal. Students should wear work boots, long sleeved cotton clothing, and bring work gloves. Long hair must be tied back. Materials will be discussed at the first class.

\$620.00



SPECIAL STUDIES

Sogetsu Ikebana: The Japanese Art of Flower Arrangement

Shizue Pleasanton

Wednesday | 10:00 AM - 12:00 PM

10 Weeks: January 13 - March 17

Sogetsu Ikebana is much more than "Japanese flower arranging," it is a modern form of an ancient art of sculpture with living materials. Students will learn the traditional principles and

aesthetic disciplines, combined with creative energies to capture, express and enhance natural beauty. Students should bring vessels, shears, pin-holders and plant materials or you can purchase some plant materials from the instructor for a nominal cost.

\$380.00

Glass Working: All Levels

Stephanie Maddalena

Wednesday | 1:00 PM - 4:00 PM

8 Weeks: January 13 - March 03

Learn what lampworking is all about! Starting at the very beginning, students will learn to make glass beads the way they have been made in Venice for centuries. Students will use colorful glass rods, silver and copper foils and enamels to personalize their beads. No experience is necessary, but students with some experience will have the chance to work with the instructor on more advanced techniques. Please wear cotton clothing, tie long hair back and wear closed-toe shoes. The school will provide all materials.

\$435.00



DIGITAL ARTS

Unleash your Creativity with Procreate on iPad

Rob Pursell

Wednesday | 10:00 AM - 12:00 PM

8 Weeks: January 13 - March 03

Powerful enough for creative professionals, simple enough for everyone. Procreate is a feature-rich art studio for iPad that includes tools for illustration, drawing and painting, calligraphy, photo compositing, animation and more. Starting with the basics we will use weekly projects to reveal the power of this amazing app. Over the course of eight weeks we will take a thorough look at Procreate's diverse tools, customize your workspace and explore how it can compliment your existing practice (or kindle a new one). Classes will be hands-on and include time to experiment with the features introduced, have fun with project suggestions and develop your own work. You will need an iPad, Procreate App, and ApplePencil or stylus.

\$265.00

ADULT WORKSHOPS



PAINTING & DRAWING

Alla Prima: Portrait Painting

Justin Wiest

Monday, Tuesday, Wednesday | 10:00 AM - 2:00 PM

3 Classes: January 04 - January 06

This workshop meets for three-days. Bold, immediate, yet under control. Portrait painting is an exciting approach to capturing the model's energy and character. Although it can require more planning compared with more indirect methods. Massing, tiling, and mosaic are some of the techniques that make for a successful alla prima portrait. Demonstrations and examples of each step-in oil, but all media is welcome.

\$275.00

One Night Stand: Acrylic Painting the Masters

Nash Hyon

Friday | 7:00 PM - 9:00 PM

1 Class: January 15

Learn to work with acrylic paints by painting your own version of a famous artist's painting. Art students have been doing this for generations and we will show you how to transfer the image along with basic acrylic painting techniques. You don't need to know how to draw! In the past we have done paintings by Van Gogh and Cezanne, in this workshop we will be using a painting by Georgia O'Keefe. Have fun and create your own masterpiece! All supplies are included.

\$60.00

One Night Stand: Fun with Pen & Ink

Nomi Silverman

Friday | 7:00 PM - 9:00 PM

1 Class: February 05

In this one day workshop you will work with a variety of pens and inks. You will learn hatching, stipple, line, brushwork and even unusual techniques like eye lashing, as you work from actual still life set ups and copying from masters. With ink, lines become all-important, and can help your ability to see, and thus to become a better draftsman.

\$60.00

One Night Stand: Fluid Acrylic Pours

Nash Hyon

Friday | 7:00 PM - 9:00 PM

1 Class: February 19

Friday | 7:00 PM - 9:00 PM

1 Class: March 26

Come learn the techniques, tips and tricks of acrylic pours in this fun, interactive workshop. Learn various techniques to create abstract paintings without any painting experience. Each person will do two different pours on canvas that create multi-colored abstract designs. Please come dressed for mess. Bring two pizza boxes that fits two 12 x 12 canvases to take home wet artwork.

\$60.00

Artistic Anatomy Workshop

Justin Wiest

Saturday, Sunday | 10:00 AM - 2:00 PM

2 Classes: February 27 - February 28

This class will observe and draw the figure model while referring to anatomical charts and models. The goal of the workshop is for the individual artist to be able conceive a figure in their mind's eye and apply their observations of the live model to it. Each day will feature a specific anatomical topic and exercise. Historical approaches and techniques will be covered as well. All levels are welcome.

\$180.00



Fun with Encaustics: A Hot Wax Workshop with Collage & Image Transfer

Nash Hyon

Saturday | 10:00 AM - 3:00 PM

1 Class: March 06

In this one day workshop students will finish a small encaustic painting while learning about the process. We will be using encaustic medium, a limited range of color, and image transfers to create patterns and/or imagery. All materials and equipment will be supplied by the school, however we ask that each student bring their own laser/toner copies for transfer and decorative papers for collage. This workshop is a great way to find out if encaustic is for you or just to experience one of the most historic mediums used by such famous artists as Jasper Johns.

\$160.00

The Art of Dutch Still Life

Justin Wiest

Friday, Saturday, Sunday | 10:00 AM - 3:00 PM

3 Classes: March 19 - March 21

The Seventeenth Century Dutch painters brought the art of still life to a level that has been unequalled. Their methods were straight forward and their palettes simple, yet the resulting work is quite stunning. These quiet and arresting works made a genre that has the capacity for drawing the viewer in and creating a mental state change. Paint is transformed into drama and mood. By understanding and controlling the light, the artist is well positioned to describe the mood and with transparent versus opaque paint application, the drama. The setup's composition and its interaction with the light is many times overlooked. This workshop will make the contention that: THE SETUP HAS TO LOOK LIKE A PAINTING BEFORE THE ARTIST BEGINS TO PAINT. This is easier said than done but by making the initial effort the actual painting process will be more enjoyable. The methods and materials will be thoroughly discussed. Traditional mediums such as Maroger's medium will be available to sample and students will be encouraged to make some of their own oil paint using various oils and dry pigments. Some objects will be available to use however students should bring objects they find interesting such as glass, metal, fruit, cloth, etc.

\$275.00



CERAMICS

Three-Day Potter's Wheel

Jon Puzzuoli

Tuesday, Wednesday, Thursday | 10:00 AM - 2:00 PM

3 Classes: January 05 - January 07

Whether you are refining your skills on the potter's wheel or have never touched clay, this workshop will suit your needs. In this three-day workshop we will analyze the foundational skills needed to make a vessel on the wheel. We will dissect and discuss the science behind each step so it is easy to understand. Starting with a bowl form on day one and then moving onto more complex shapes and decorating techniques in day two. Beginners will learn all the steps to creating on the wheel. Having a new perspective and working through stumbling points for intermediate students will be a strong focus. The last day of the workshop will be spent trimming, carving, polishing, and putting finishing details on the pieces made during the first two days. Everything created in the workshop will be bisque fired and ready for pick up approximately three to four-weeks after the last day of class.

\$250.00

Wheel Throwing for Total Beginner

Wendy Hower

Saturday | 10:00 AM - 4:00 PM

1 Class: January 09

Have you ever wanted to try something just for the day? In this one-day workshop for the total beginner, you can get your hands in clay as we construct and throw some simple clay forms. Learn basic throwing techniques to create your own piece of pottery. No experience needed. The school provides the clay.

\$140.00

One Night Stand: Heart Shaped Bowls on the Potter's Wheel

Jon Puzzuoli

Friday | 7:00 PM - 9:00 PM

1 Class: February 05

Friday | 7:00 PM - 9:00 PM

1 Class: February 12

Bring your date and a bottle of champagne and learn how to throw on the potter's wheel. We'll start from the raw brown stoneware clay and go over all the basic skills to form the clay into a bowl. After creating the bowl an optional demo will be given in how to alter the shape of the bowl into a heart. Lastly, color will be added by using tinted liquid clays called slips. The pieces will take four to six weeks to fire, and the school office will notify you when pieces are ready to be picked up.

\$140.00

One Night Stand: On the Potter's Wheel

Jon Puzzuoli

Friday | 7:00 PM - 9:00 PM

1 Class: January 15

Friday | 7:00 PM - 9:00 PM

1 Class: February 26

Friday | 7:00 PM - 9:00 PM

1 Class: March 26

Friday | 7:00 PM - 9:00 PM

1 Class: January 29

Friday | 7:00 PM - 9:00 PM

1 Class: March 12

Join us for a fun evening out with friends or family! The evening will start with a wheel throwing demonstration followed by an opportunity for you to learn how to throw on the potter's wheel. You'll create your very own bowl(s) which we will glaze and fire for you to pick up at a later date. We promise you'll have a blast and it will be a different experience for you. Bring a friend or a date, BYOB, and enjoy the evening. Pieces will take four to six weeks to fire, and the school office will notify you when pieces are ready to be picked up.

\$60.00

Exploring Soda Firing Weekend Workshop

Jon Puzzuoli

Thursday, Friday, Saturday, Sunday | 10:00 AM - 3:00 PM

3 Classes: March 26 - March 28

Come fire your pottery in our newly built Soda Kiln and learn about this unique firing process from beginning to end. In this three-day workshop we will use already bisqued wares made with a cone 10 stoneware or porcelain. Day one explores flashing slips and glazes, including new crystalline matte and ash glazes. Day two we'll prep for the firing and strategically load the kiln. Day three we'll fire the kiln collectively and participate in adding wood, baking soda and salt through the kilning. The wares will be unloaded three days after the end of the workshop. Each student has space for eight pieces that measure 8"*8"*8", if you bring smaller pieces you can fit more. Wide flat pieces aren't ideal as they warp more than usual. Pieces that are 11" or more in diameter will not fit. Students must wear cotton clothing, long sleeves, long pants, closed shoes, and hair protected during the firing day. Please contact Jon to make arrangements for drop off of work to be bisque at least a week before the workshop, email jon@jpuzz17@aol.com.

\$400.00





WOODWORKING

Introduction to Furniture Making Workshop

Mark Andreas

Saturday, Sunday | 10:00 AM - 3:00 PM

2 Classes: January 09 - January 10

Build a simple table while learning all the basics of furniture making—from equipment safety to choosing wood and milling your pieces. Through demonstrations of equipment and safety rules you will create a one-of-a-kind wooden piece. Long hair must be tied back. Bring work gloves. All materials will be provided.

\$250.00

Spoon Carving Workshop

Mark Andreas

Sunday | 10:00 AM - 3:00 PM

1 Class: February 28

Learn the fun and satisfaction of carving your own wooden spoon. Students will be instructed in how transform a piece of wood into the newest member of their kitchen's utensils. Materials and tools will be provided.

\$150.00



SCULPTURE

Sculpting the Head in Clay

Mark Andreas

Saturday, Sunday | 10:00 AM - 4:00 PM

2 Classes: March 13 - March 14

One of the most challenging aspects of figure sculpture is creating a lifelike portrait of the human head and face. In this class we will explore the methods, dimensions and techniques to create a full-size portrait sculpture. With the use of a live model as a reference each student will sculpt their own bust out of air dry clay. Material and tools will be provided.

\$280.00

A Day to Weld!

Justin Perlman

Saturday | 10:00 AM - 4:00 PM
1 Class: January 09

Sunday | 10:00 AM - 4:00 PM
1 Class: January 10

Saturday | 10:00 AM - 4:00 PM
1 Class: March 27

Sunday | 10:00 AM - 4:00 PM
1 Class: March 28

This workshop is for beginning students. If you have ever wondered what it would be like to weld or create something out of metal, this is the workshop for you. This is a hands-on workshop. Through demonstrations of equipment and safety rules you will create a piece of art. Students should wear cotton clothing with long-sleeves and long pants, work boots and no open toed shoes. Long hair must be tied back. Bring work gloves. All materials are provided.

\$175.00



SPECIAL STUDIES

One Night Stand: Felted Scarfs

Jennifer Reid

Friday | 7:00 PM - 9:00 PM
1 Class: January 08

Friday | 7:00 PM - 9:00 PM
1 Class: February 26

Learn the magical process of creating felt from wool in this wet felting workshop and create colorful, soft scarfs. Using a range of colorful wool roving, soap and water, students will create a one-of-a-kind scarf for themselves or to give as a gift. Please bring an old bath or beach towel.

\$60.00

One Night Stand: Flowers & Fun

Trish O'Sullivan

Friday | 7:00 PM - 9:00 PM
1 Class: January 29

Join our floral design class with a night of wine, flowers and creative fun. Sip wine, reconnect with friends and make new ones, as we design a miniature woodland setting with flowers, moss, ferns, berries and botanical material atop a medallion of birch bark. Our mini spring woodland designs are magical. Please bring floral clipper, knife and scissor to class. Class fee includes a \$45 materials fee for botanical materials and a container.

\$90.00

Winter Citrus and Garden Roses: Fragrance and Blossoms

Trish O'Sullivan

Saturday | 10:00 AM - 12:00 PM

1 Class: February 20

The winter flower market is sweet with invigorating citrus: clementines, kumquats, tangerines and limes. Water colored garden roses, ranunculus, berries and spiral eucalyptus set among the fragrance, foliage and hues of winter citrus is a chic modern floral styling trending globally from Brooklyn to Paris. A pedestal glass vase will showcase this mixture of vintage and modern floral styling as students learn the techniques and tips of the trade in crafting a lush contemporary floral arrangement with ease, along with the tricks professions use in keeping flowers looking fresh and long lasting. Class fee includes a \$75 materials fee for botanical materials and a container.

\$160.00

Succulents: In Repurposed Container

Trish O'Sullivan

Saturday | 10:00 AM - 12:00 PM

1 Class: March 20

Here is a modern, maintenance free centerpiece busting with natural beauty. Handcrafted in a container of your choice that can be brought to class or set into at home, our sustainable centerpiece will be spilling over with amazing succulents ranging in color from glossy emerald green to pale grey pink along with a variety of textural mosses and botanical materials. Please bring floral clipper, knife and scissor to class. Class fee includes a \$75 materials fee for botanical materials and a container.

\$160.00

Glass Flame Working Workshop

Stephanie Maddalena

Saturday | 10:00 AM - 3:00 PM

1 Class: March 06

Learn what lampworking is all about! Starting at the very beginning, students will learn to make glass beads the way they have been made in Venice for centuries. Students will use colorful glass rods, silver and copper foils and enamels to personalize their beads. No experience is necessary, but students with some experience will have the chance to work with the instructor on more advanced techniques. Students need to wear long sleeves and pants. Must tie back hair. The school will provide all materials.

\$150.00

ADULT ONLINE COURSES

Handbuilding at Home

Clare Lewis

Friday | 10:00 AM - 12:00 PM

12 Weeks: January 01 - March 26

Friday | 10:00 AM - 12:00 PM

8 Weeks: January 15 - March 05

This is an 8 week Zoom class. Do you need a way to express your creativity at home during this pandemic? Even if you are a wheel person, this online class can expand your ceramic knowledge and show you ways to enhance your wheel thrown work. Hand building can be very calming and meditative, and success making larger work can be gained fairly fast. During each session, a variety of hand building techniques will be demonstrated to make a different project each week. You will have the chance to ask all your questions live and show your work in progress.

\$255.00

Digital Photography: The Basics

Bruce Dunbar

Monday | 10:30 AM - 12:00 PM

5 Weeks: January 11 - February 22

This is a 5 week Zoom class. Students will learn the basics of the DSLR or Mirrorless digital camera. Photographic principles such as aperture, shutter speed, and ISO will be discussed. Composition and creativity will be addressed through assignment reviews each week. Some "in-class" shooting will be done. Assignments will be given. Students should bring their digital camera and manual to class.

\$160.00

Introduction to Animation (Adults 18 +)

R. Lee

Wednesday | 6:30 PM - 9:00 PM

5 Weeks: January 13 - February 10

Wednesday | 6:30 PM - 9:00 PM

5 Weeks: February 17 - March 17

In this six-session online animation class, adults will learn how to operate Adobe CC Animate software and create basic animation. We will cover the History of Animation and explore the 12 Principles through several exercises. This class will approach animation from the fine arts perspective, guiding students to create both realistic and experimental pieces through this moving medium. Students are required to have access to the Adobe Creative Cloud software (available for free for 30 days) and are encouraged to finish all projects started in class- outside of class. Drawing tablets are not required but strongly recommended.

\$185.00

Online Still Life Painting Course

Dean Fisher

Wednesday | 10:00 AM - 6:00 PM

6 Weeks: January 13 - February 17

The genre of still life painting can take on many different forms, especially in today's contemporary art world. In this six week online course we will work on expanding our perception of what a still life can be, which at its most interesting, is an exploration of the formal properties of composition, color and form. We will begin each class with looking at examples of great still life painting, past and present. We'll discuss the virtues of the works being viewed and work on incorporating those qualities into our work. The first class will be devoted to searching out a motif from everyday objects in our surroundings. We'll arrange and rearrange those objects and discuss what organization of those objects creates the most compelling and satisfying design. We will then proceed to make various thumbnail sketches of the setup. The focus of the second class will be doing a small color study of the arrangement. During the final four sessions we'll decide on a size for the final painting and launch into painting it. The participants will see how my painting evolves from week to week and experience the thought process and myriad of decisions which go into putting a painting together. They will see the troubleshooting process which I employ when problems with the painting inevitably arise and see how, ideally these changes can benefit the painting in various ways. Course participants will develop their own paintings in this step by step process after watching each online class during the six weeks. There will also be extensive instruction in laying the groundwork of good drawing (in paint), form rendering, capturing textures and achieving convincing qualities of light which will be incorporated in the progression of my painting from week to week. There will be two review processes, one after the color sketch is completed and one at the end of the course. The reviews of each participants work will be in groups of 10 through Zoom.

\$225.00

Portrait Painting from a Photograph


Heidi Harrington

Thursday | 10:00 AM - 12:00 PM

5 Weeks: January 14 - February 11

While painting from life is always ideal, in this online course you will learn to paint a successful portrait from a photograph in the comfort of your own home. It will give clear steps, including how to look at the angle of the head and features, to tips on color, and an in depth focus on portraying each facial feature. You are encouraged to choose a photograph of someone you would like to paint and each student will get individual private attention in the zoom 'break out room' as a part of the class. Heidi will use her own chosen photo to demonstrate ideas to the whole class in the beginning, and will also show examples of other artist's work to explain the focus points. This class offers the opportunity to explore more systematic ideas and tips on painting the portrait, to be used at a later date from the live model. Most importantly, we will look at how to make your portrait look less static than a photograph. This class is suitable for all levels.

\$150.00



Still Life in Interiors

Christy Gallagher

Thursday | 10:00 AM - 2:00 PM

10 Weeks: January 14 - March 18

Winter will give us the opportunity to explore what is right at hand in our own homes. It is a chance to look around us in new ways for subject matter and composition. Using the guidance of the artists both past and present like Bonnard, Cezanne, Fairfield Porter and others, we will be able to create paintings which reflect life going on right around us using the things on our shelves, closets and drawers. The emphasis will be color relationships and composition and how to express through our paintings our personal world anew. Think of the assignment for this class as a weekly class, meeting once a week on zoom where we share our work for discussion and critique.

\$575.00

Journaling in Pen & Ink & Watercolor

Nancy McTague-Stock

Friday | 10:30 AM - 11:30 AM

5 Weeks: January 15 - February 12

You may enjoy drawing and watercolor alike! This is a great online class for those of you beginning or experienced who would like to combine these media in a journaling style. Whether you are a gardener, a beachcomber, a hiker, a cook or a poet, we can utilize your affinity for these things as a springboard for your journaling and other finished works of art!

\$150.00



Winter Pastels

Lisa Arnold

Wednesday | 1:30 PM - 3:00 PM

5 Weeks: January 27 - February 24

All the colors of winter will be explored in this 5 week online class. We will learn about mood colors and blending as well other pastel techniques. Demos will be given by the instructor and we will work together on Zoom. Think about subtle winter colors and creating a quiet landscape. Think about winter vegetables and their earth tones and so much more. It's a more quiet and reflective time to create.

\$185.00

Winter Vegetables and Fruits in Watercolor

Lisa Arnold

Wednesday | 10:00 AM - 12:30 PM

5 Weeks: January 27 - February 24

This online class is for those who either love watercolors or are curious about them. Spend time learning about mixing colors, exploring washes and blending, and experimenting with dry brush as we concentrate on the hues of all winter growing things. Flooding your paper with both color and wash is exciting as we explore root vegetables and more. Demos will be given by the instructor and we will work together online.

\$185.00

Digital Photography: The Basics II

Bruce Dunbar

Monday | 10:30 AM - 12:00 PM

5 Weeks: March 01 - March 29

This course meets for 5 weeks via Zoom. Students will learn more of the fundamentals of the DSLR or Mirrorless digital camera and Digital photography. Photographic principles such as manual mode, metering, and white balance will be discussed. Composition and creativity will be addressed through assignment reviews each week. Some "in-class" shooting will be done. Assignments will be given. Students should bring their digital camera and manual to class.

\$160.00

Intro to Photographic Lighting

Thom Williams

Friday | 6:00 PM - 7:30 PM

4 Weeks: March 5 - March 26

This 4 session class will discuss different types of lighting, their use and application. We will cover on/off camera flash, studio strobes, continuous lighting as well as reflectors and light modifiers. There will be several demo's as well as tips on the use and making the appropriate selection for your own photographic needs.

\$130.00

NEW ONLINE MUSIC CLASSES

Guitar Essentials (18+)

George Nazos

Wednesday | 6:30 PM - 7:30 PM

8 Weeks: January 27 - March 17

Join this online 8-week seminar which will cover the basic skills for playing the guitar. You'll learn Fingerstyle and pick techniques, songs, chords, scales, sound and gear, improvisation, and how to play different genres. Pre-requisites and supplies list - Students should have their own guitar.

\$410.00

Music Appreciation for the Soul

Mary Ann McSweeney

Thursday | 10:00 AM - 11:00 AM

8 Weeks: January 28 - March 18

This online class will guide you into a world of expression and creativity from the East to the West and back. Being a professional bassist for many years I have played Classical, Jazz, Blues, Funk, Klezmer, Broadway Shows, World Music, Fado and more. We will study how certain composers influenced the creation of many different genres. Listening to music changes the brain, creates relaxation, happiness and mindfulness. You will gain a deeper understanding of how music works and develop a keen of listening skills with someone who has experience performing all these styles from all over the world.

\$410.00

Let's Sing! (18+)

Tamuz Nissim

Saturday | 1:00 PM - 2:00 PM

8 Weeks: January 30 - March 20

In the online 8-week vocal class we will focus on understanding and developing our instrument - the voice. We will work on vocal range, repertoire of different styles, lyrics interpretation and more. This class is suitable for people who have a passion for singing and wish to improve and develop their skills. Previous experience is not required

\$410.00

ADULT ONLINE WORKSHOPS

Zoom Watercolor Workshop for Beginners

Wendy MacCordy

Friday, Saturday, Sunday | 10:00 AM - 12:00 PM

3 Class: February 26 - February 28

Experience the fun of watercolor painting in this online 3 day workshop. This workshop is designed for students who are beginners in watercolor or if you would like a refresher course. We will explore watercolor materials, techniques, and color mixing in a relaxed, nurturing atmosphere. Build your skills to take your artwork to the next level. There will be demonstrations and lots of individual attention. We will email you the private meeting link and password 24 hours in advance of the workshop.

\$100.00

YOUTH COURSES



PAINTING & DRAWING

Sketching and Painting (Ages: 11-14)

Wendy MacCordy

Monday | 4:30 PM - 6:30 PM

6 Weeks: January 11 - March 01

Students of all levels of experience who want to explore the magic of drawing and painting are invited to join this fun class. Through group and one-on-one instructions, students will be introduced to the fundamentals of color, line, texture and shape techniques while exploring different styles of modern artists. Projects include drawing and painting from still life, landscape, portraiture and students' own creations. The school will provide all materials. Students should bring a nut-free snack.

\$300.00

Sketching and Painting (Ages: 9-12)

Wendy MacCordy

Tuesday | 4:30 PM - 6:30 PM

8 Weeks: January 12 - March 02

Students of all levels of experience who want to explore the magic of drawing and painting are invited to join this fun class. Through group and one-on-one instructions, students will be introduced to the fundamentals of color, line, texture and shape techniques while exploring different styles of modern artists. Projects include drawing and painting from still life, landscape, portraiture and students' own creations. The school will provide all materials. Students should bring a nut-free snack.

\$300.00

Youth Oil Painting (Ages: 13-17)

C.J. Guerin

Thursday | 4:30 PM - 6:30 PM

10 Weeks: January 14 - March 18

Students will learn about the beautiful and unique qualities of painting in oil. We will learn about setting up a palette, color mixing, mediums and glazing, layering and care of materials. Working both in the studio and plein air to create a still-life and landscape, the areas of sighting, linear and aerial perspective will be covered, allowing students to accurately paint what they see. The school will provide all materials.

\$360.00

Portfolio Development: Figure Drawing (Ages: 14-17)


Nomi Silverman

Saturday | 9:30 AM - 12:30 PM

11 Weeks: February 13 - March 20

This is an intensive studio experience in drawing and painting. A variety of media will be explored, such as oils, acrylics and various dry materials. Projects are made to build skills as well as express individuality and creativity. We'll focus on developing observational and design skills to produce a varied portfolio. Class is geared toward specific portfolio requirements and includes one-on-one instruction. An excellent course for both the serious art student or the student preparing a portfolio for college. Parents be aware of both male and female professional nude models in this course. The school supplies all materials.

\$310.00



PRINTMAKING

Let's Get Messy & Make Prints!: Printmaking for Teens

Nancy McTague-Stock

Saturday | 1:00 PM - 3:00 PM

6 Weeks: January 16 - February 20

Printmaking is a fun and exciting way to make art. It is also an integral component of the portfolio process for those older students planning to pursue art in college. Come learn with a friend if you want, as we all explore these amazing ways to explore color, texture, paint, ink and mixed media with a printing press! No experience necessary.

220.00



WOODWORKING

Basics of Woodworking (Ages: 13-17)


Mark Andreas

Tuesday | 4:30 PM - 6:30 PM

8 Weeks: January 12 - March 02

In this course students will learn the art of carving wood and creating functional 3-dimensional artwork. There will be an introduction to tools such as chisels, rasps and gouges. Students should wear long sleeves, pants and work boots. No open toe shoes. Longhair must be tied back. The school will provide some of the materials. Additional materials will be discussed at the first class.

\$300.00



SCULPTURE

Youth Metal Sculpture (Ages: 14-17)


Justin Perlman

Saturday | 1:30 PM - 3:30 PM

10 Weeks: January 16 - March 20

We will learn the methods and techniques to create traditional, contemporary and functional three-dimensional pieces of art. There will be demonstrations of various pieces of equipment, including oxy-acetylene and electric arc welding. Additionally, students will be taught hand and stationary metal working tools. The first class will cover safety protocols and materials, as well as your goals for the term. Students should wear work boots, long sleeved cotton clothing and pants. Long hair must be tied back and please bring work gloves. Materials will be discussed at the first class.

\$360.00



SPECIAL STUDIES

Youth Glass Flame Working (Ages: 12–17)

Stephanie Maddalena

Wednesday | 4:30 PM - 6:30 PM

8 Weeks: January 13 - March 03

Learn what lampworking is all about! Starting at the very beginning, students will learn to make glass beads the way they have been made in Venice for centuries. Students will use colorful glass rods, silver and copper foils and enamels to personalize their beads. No experience is necessary, but students with some experience will have the chance to work with the instructor on more advanced techniques. Students need to wear long sleeves and pants. Must tie back hair and wear closed toe shoes.

\$310.00

YOUTH WORKSHOPS



MIXED MEDIA & COLLAGE

Weekend Workshops: Mixed Media with Marta (Ages 5-13)

Marta Violette Kot

Saturday | 10:00 AM - 1:00 PM

1 Class: January 16

With sparkling snow and frosty moments, children can find comfort in the Silvermine Art Studio this winter. Each weekend offers a fun new exploration with a different medium and students will complete

an art project. We will explore painting, drawing, printmaking, sculpture, clay, collage, and more. We will have a “free” but guided exploration in celebrating their creative ideas while elaborating on expression and meaning in the art making process. All students should bring a HEARTY peanut-free snack to the workshops. Arrive dressed to explore the Silvermine School grounds for light sketching.
\$90.00

MLK DAY: Independent Painting and Drawing in the Studio- Winter Festival

Marta Violette Kot

Monday | 10:00 AM - 2:00 PM

1 Class: January 18

Children will have a “free” but guided exploration in celebrating their creative ideas while elaborating on expression and meaning in the art making process. They will have a variety of materials to test, mix, and separate, and to create a work of art on canvas or artist board. We will spend a short time outside. Children are encouraged to bring a hot drink in their thermos for this socially distant gathering where we will have a dialogue on how we might look at the world in different ways when examining and appreciating the natural Silvermine environment. All materials will be supplied and students should bring a HEARTY peanut-free snack. Please bring warm clothes for outside time.

\$110.00

School Break: Winter Light and Snow- Mixed Media on Canvas & Clay Exploration

Marta Violette Kot

Tuesday, Wednesday | 1:00 PM - 4:00 PM

2 Classes: January 19 - January 20

This two-day studio art exploration will offer a variety of painting techniques and materials. Children will develop ways of showing winter light in landscape. They will develop palettes of tinted colors to represent the winter snow. Children will have an opportunity to allow their work to have special effects such as a subtle shine, glistening ice rinks, more. This workshop will include time for a clay exploration session allowing children to freely create what they wish. They will need a small sturdy box to transfer their clay objects home. Students should bring a HEARTY peanut free snack. All materials will be supplied.

\$170.00

Weekend Workshops: Mixed Media with Marta (Ages 5-13)

Marta Violette Kot

Sunday | 11:00 AM - 3:00 PM

1 Class: January 31

Saturday | 11:00 AM - 3:00 PM

1 Class: February 20

Sunday | 11:00 AM - 3:00 PM

1 Class: March 21

Sunday | 11:00 AM - 3:00 PM

1 Class: February 07

Saturday | 11:00 AM - 3:00 PM

1 Class: March 06

With sparkling snow and frosty moments, children can find comfort in the Silvermine Art Studio this winter. Each weekend offers a fun new exploration with a different medium and students will complete an art project. We will explore painting, drawing, printmaking, sculpture, clay, collage, and more. Children will have a “free” but guided exploration in celebrating their creative ideas while elaborating on expression and meaning in the art making process. We suggest all students bring a HEARTY peanut-free snack to the workshops. Children should arrive dressed to explore the Silvermine School grounds for light sketching.

\$110.00

School Break: Studio Art Jams (Ages 5-10)

Marta Violette Kot

Friday | 9:00 AM - 12:00 PM

1 Class: February 12

Monday | 9:00 AM - 12:00 PM

1 Class: February 15

Monday | 9:00 AM - 12:00 PM

1 Class: March 15

Tuesday | 9:00 AM - 12:00 PM

1 Class: March 16

Wednesday | 9:00 AM - 12:00 PM

1 Class: March 17

Monday | 9:00 AM - 12:00 PM

1 Class: March 22

Tuesday | 9:00 AM - 12:00 PM

1 Class: March 23

Wednesday | 9:00 AM - 12:00 PM

1 Class: March 24

No two days are alike! These fun and creative art jam sessions may include painting, drawing, printmaking, sculpture, exploring clay, collage, and more. Children will explore clay, watercolor, acrylics, tempera, ink, charcoal, artist pencils, oil pastels, as well as materials made of wood, foam, glass, canvas, beads, and paper. Materials may be opaque, transparent, metallic, glittery, waxy, oily, from the natural world, glow-in-the-dark, and more. There will be exposure to works and stories of well-known artists, and instrumental music. All materials will be supplied. Students should bring a peanut-free snack and a sturdy empty container or box to transport clay objects home.

\$90.00

School Break: Studio Art Jams (Ages 5-10)

Marta Violette Kot

Tuesday, Wednesday | 9:00AM -12:00 PM

2 Classes: February 16 - February 17

Thursday, Friday | 9:00 AM - 12:00 PM

2 Classes: February 18 - February 19

No two days are alike! These fun and creative art jam sessions may include painting, drawing, printmaking, sculpture, exploring clay, collage, and more. Children will explore clay, watercolor, acrylics, tempera, ink, charcoal, artist pencils, oil pastels, as well as materials made of wood, foam, glass, canvas, beads, and paper. Materials may be opaque, transparent, metallic, glittery, waxy, oily, from the natural world, glow-in-the-dark, and more. There will be exposure to works and stories of well-known artists, and instrumental music. All materials will be supplied. Students should bring a peanut-free snack and a sturdy empty container or box to transport clay objects home.

\$170.00



CERAMICS

Create a Ceramic Valentines Day Treasure! All Ages Welcome!

Jon Puzzuoli

Sunday | 1:00 PM - 4:00 PM

1 Class: February 14

In this family workshop you will work with your loved one to create a love-inspired ceramic object that you can give to your Valentine or bring into your home. We will explore the many uses of slab and coil work and dive deep into an array of fun tools that can be used to create incredible textures. You will jazz up your projects with some color at the end of the workshop, then we will fire them in our kiln and they will be available to pick up in 2 weeks. Space is limited, so please register early.

\$125.00



SPECIAL STUDIES

Youth Glass Flame Working Workshop (Age: 12-17)

Stephanie Maddalena

Saturday | 10:00 AM - 3:00 PM

1 Class: February 27

Learn what lampworking is all about! Starting at the very beginning, students will learn to make glass beads the way they have been made in Venice for centuries. Students will use colorful glass rods, silver and copper foils and enamels to personalize their beads. No experience is necessary, but students with some experience will have the chance to work with the instructor on more advanced techniques. Students need to wear long sleeves and pants. Must tie back hair. The school will provide all materials. Students should bring a light nut-free snack.

\$150.00

YOUTH ONLINE COURSES

Exploring Drawing, Painting and More! (Ages: 9-12)

Karen Siegel

Tuesday | 4:00 PM - 5:30 PM

11 Weeks: January 12 - February 16

Tuesday | 4:00 PM - 5:30 PM

6 Weeks: January 13 - February 17

In this 6 week online Zoom course students will explore the elements of art (color, form, line, shape, space, texture, and value) through various artistic media. Subject matter will include still-life, landscape, abstraction and more. A different art technique will be introduced each week giving the young artist a chance to have fun exploring a variety of materials.

\$170.00

Online Teen Storyboarding Class (Ages: 12-17)

R. Lee

Tuesday | 6:00 PM - 8:00 PM

5 Weeks: January 12 - February 09

In this five-session online course, students will learn the basic elements of story structure utilized in both animation and film. This process will include brainstorming ideas, creating a mood board, producing an outline, and developing a readable storyboard. We will be both drawing and writing in this class. No prior artistic training is necessary. Students will need access to word processing software, such as Microsoft Word, Google Docs, or Pages- so that they can easily write and display their ideas to the class. They will also require a digital illustration software, such as Photoshop, Procreate or Paint- so that they can project their drawn concepts and boards. Drawing tablets are not required but encouraged. (Computer mice are acceptable alternatives for tablets.) If you have other word processing or illustration software not listed above- please email the school to confirm that said software will be acceptable for this class.

\$150.00

Teen Animation Online 2.0 (Ages: 12-17)

R. Lee

Wednesday | 6:00 PM - 8:30 PM

5 Weeks: January 14 - February 11

Tuesday | 6:00 PM - 8:30 PM

5 Weeks: February 18 - March 18

This is an intermediate level online animation course meant to teach those with some prior knowledge of animation more advanced techniques. Students will learn how to incorporate multiple moving elements into one piece, create morphing animation, apply lip sync and audio into their work, as well as develop a basic understanding of video editing. To participate in this class, students must have a basic understanding of the software CCAanimate (which is taught in the "Animation Now!" / "Introduction to Animation" course or learned at home with appropriate software and hardware).

\$185.00

Teen Animation Online (Ages: 12-17)

R. Lee

Thursday | 10:00 AM - 1:00 PM

5 Weeks: January 16 - February 13

Thursday | 10:00 AM - 1:00 PM

5 Weeks: February 20 - March 20

In this six-session online animation class, students will learn how to use the Adobe CC Animate software and create basic animation. We will cover the History of Animation and explore the 12 Principles through several exercises. This class will approach animation from the perspective of classic cartoons and will teach the necessary skills to create basic character motion and more. Students are required to have access to the Adobe Creative Cloud software (available for free for 30 days) and are encouraged to finish all projects started in class- outside of class. Drawing tablets are not required but strongly recommended..

\$220.00

Online Teen Storyboarding Class (Ages: 12-17)

R. Lee

Saturday | 6:00 PM - 8:00 PM

5 Weeks: February 16 - March 16

In this five-session online course, students will learn the basic elements of story structure utilized in both animation and film. This process will include brainstorming ideas, creating a mood board, producing an outline, and developing a readable storyboard. We will be both drawing and writing in this class. No prior artistic training is necessary. Students will need access to word processing

software, such as Microsoft Word, Google Docs, or Pages- so that they can easily write and display their ideas to the class. They will also require a digital illustration software, such as Photoshop, Procreate or Paint- so that they can project their drawn concepts and boards. Drawing tablets are not required but encouraged. (Computer mice are acceptable alternatives for tablets.) If you have other word processing or illustration software not listed above- please email the school to confirm that said software will be acceptable for this class.

\$150.00

NEW ONLINE MUSIC CLASSES

Guitar Essentials (Ages 10-18)

George Nazos

Wednesday | 5:15 PM - 6:15 PM

8 Weeks: January 27 - March 17

Join this online 8-week seminar which will cover the basic skills for playing the guitar. You'll learn Fingerstyle and pick techniques, songs, chords, scales, sound and gear, improvisation, and how to play different genres. Pre-requisites and supplies list - Students should have their own guitar.

\$410.00

Let's Sing! (Ages 10-18)

Tamuz Nissim

Wednesday | 4:00 PM - 5:00 PM

8 Weeks: January 27 - March 17

In the online 8-week vocal class we will focus on understanding and developing our instrument - the voice. We will work on vocal range, repertoire of different styles, lyrics interpretation and more. This class is suitable for people who have a passion for singing and wish to improve and develop their skills. Previous experience is not required.

\$410.00



Silvermine

Silvermine Arts Center

1037 Silvermine Rd, New Canaan, CT 06840
203.966.6668 x2



@silvermineartscenter



@silvermineschoolofart



@SilvermineArts