

SPRING 2021

Silvermine Arts Center

School of Art

Silvermine Arts Center

Spring 2021

April 5 – June 26

(10 Weeks)

Spring Semester Holidays- School closed:
Memorial Day – Monday, May 31

Summer Art Studios 2021

June 21 – August 27

(Ages 5-17)

(8 Weeks)

Summer Semester Holidays- School closed:
Independence Day – Monday, July 5

Summer Adults 2021

July 5 – August 15

(6 Weeks)

Fall 2021

September 13 – December 12

(12 Weeks)

Fall Session Holidays- School closed:
Yom Kippur: Thursday, September 16
Thanksgiving: Thursday, November 25 – Friday, November 26
Christmas: Friday, December 24

REGISTRATION INFORMATION

Need Help Choosing the Right Course?

If you need assistance in your selection,
contact the school office at 203-966-6668, x 2 or
schooladmin@silvermineart.org

How to Register?

Online: silvermineart.asapconnected.com/

Phone: 203-966-6668, ext. 2

NO IN-PERSON REGISTRATION, EMAIL or FAX

Silvermine Arts Center

Coronavirus / COVID-19

Warning & Disclaimer

Despite our careful attention to cleaning and social distancing, Silvermine cannot warrant that you will not become infected with COVID-19 while using our facilities or participating in our programs. COVID-19 is extremely contagious and there is a risk of exposure and infection at any time and any place. By using our facilities or participating in our programs, you are acknowledging and accepting these risks.

Please visit our website for more details:

www.silvermineart.org

SCHOOL OFFICE HOURS

Monday – Friday

9 AM – 5 PM

Location: 1028 Silvermine Rd

The school office is located across the street from the main building—to the left of the Silvermine Market.

Please address inquiries regarding programs of study to:

Silvermine School of Art

1037 Silvermine Rd.

New Canaan, CT 06840-4398

Email: schooladmin@silvermineart.org

Phone: 203-966-6668, ext. 2

SCHOOL POLICIES

www.silvermineart.org/school/policies/

GIFT CERTIFICATES

Silvermine School of Art has gift certificates available in any denomination you wish. Please call 203-966-6668, ext. 2 to purchase gift certificates.

PRIVATE & GROUP EVENTS

- Private Tutorials & Group Workshops
- Learning Pods, Homeschool Groups
- Team Building Art Workshops
- Teacher Enrichment: Expand Your Classroom
- Children's Art Birthday Parties

www.silvermineart.org/school/private-lessons-parties/



CONTENTS

Adult Courses	2-18
Adult Workshops	18-25
Adult Online Courses & Workshops	26-31
Youth Courses	31-34
Youth Workshops	34-38
Youth Online Courses	38-40
Online Music Courses	40

ADULT COURSES



PAINTING & DRAWING

Copying from the Masters

Justin Wiest

Monday | 9:30 AM - 12:30 PM

9 Weeks: April 05 - June 07

Copying old master works was a time-tested tradition throughout the ages. Students will work from high quality reproductions and the led through a step-by-step approach to thinking and working in the old master manner. Beginning with the drawing, then capturing the slowly building the layers of paint with glazes mixed with chalk and oil, students will earn the full process, which they can the introduce into their own methods of painting. Reproductions will be provided for the students.

\$440.00

The Art of Watercolor

Alex McFarlane

Monday | 9:30 AM - 12:30 PM

9 Weeks: April 05 - June 07

This course is for beginners and experienced students who want to review techniques, with instruction. Watercolor painting is about technical skills that can be learned. Learning how to relax and be comfortable using watercolor is fundamental. There will be demonstrations at the beginning of every class. In addition, you will learn to develop inventive compositions and interpret your subject-still life, figure and landscape.

\$440.00

Intermediate Still Life/Landscape Painting

Kirill Doron

Monday | 10:00 AM - 1:00 PM

10 Weeks: April 05 - June 07

This course is for students with some background in drawing or painting. Working with landscape or still life, beginning oil painters will learn the fundamentals, including color, composition, form, and materials. Intermediate oil painters can hone existing skills and explore more complex challenges.

\$390.00

Watercolor Landscapes

Wendy MacCordy

Tuesday | 9:30 AM - 12:30 PM

10 Weeks: April 06 - June 08

The fundamentals of watercolor will be taught and the emphasis will be on becoming comfortable with the spontaneous nature of the medium. We will focus on how to capture light filled landscape paintings by using the white of the watercolor paper. Demonstrations will be given at the beginning of each class. Bring your own landscape photographs as a reference.

\$480.00

Acrylic Painting for Beginners

Nash Hyon

Tuesday | 1:00 PM - 4:00 PM

8 Weeks: April 06 - May 25

In this eight-week course geared towards beginning students we will explore the many techniques and tools, including non-traditional tools currently available for working with acrylic paints. Formal aspects of painting such as color and composition will also be covered. No drawing experience is needed- the goal is to enjoy the process while developing an understanding of the many benefits that acrylic paints offer.

\$410.00

Mixed Media Expression

Natasha Karpinskaia

Tuesday | 9:30 AM - 12:30 PM

10 Weeks: April 06 - June 08

Mixed media techniques is about play and free expression. This class will explore various approaches to mixed media, including painting with collage and drawing, as well as use of found and recycled materials. Stencils, pencils, pastels will also be introduced. The goal is to develop personal visual language, figurative or abstract, or a combination of both.

\$480.00



Abstract Painting: Your Choice Floral, Landscape or Figure in Symbols and Color

Dmitri Wright

Wednesday | 1:00 PM - 4:00 PM

10 Weeks: April 07 - June 09

Develop your own unique personal vision as an abstract painter and explore new ideas via the art of the creative process. Focus will be on the abstraction from the representative in applying one's personal perception, temperament and aesthetical beauty for more expressive freedom in chosen subject: such as figure, floral or landscape. There will be painting demonstrations and examples of color and compositional theory, in addition to playful exercises in working large, both individually and collectively. Students at all levels are welcome to work in any medium of their choice.

\$480.00

Big Picture: Choose Your Theme Figure, Landscape, or Still Life

Alex McFarlane

Wednesday | 1:00 PM - 4:00 PM

10 Weeks: April 07 - June 09

This course is ideal for someone who wants to start, execute and finish one painting or drawing. For the narrative artist, there will be a sustained pose for the entire session. The still life artist will have an individual set-up tailored to meet his or her needs. For the landscape artist, there will be individual guidance in making nature look natural. There will be demonstrations.

\$480.00

Abstract Painting

Natasha Karpinskaia

Wednesday | 7:00 PM - 10:00 PM

10 Weeks: April 07 - June 09

This class is intended for anyone who wants to explore non-representational painting, to strengthen and develop their own voice as a painter, and take some risks with their painting. We will experiment with color, proportion, shapes and texture. This course is also suitable for those who want to have more confidence in their own way of painting. No prior experience necessary, appropriate to beginners to advanced painters.

\$480.00



Broaden the View

C.J. Guerin

Thursday | 9:30 AM - 12:30 PM

10 Weeks: April 08 - June 10

This class is for students who have a working knowledge of sketching and painting. The sessions will be aimed at improving your painting through dynamic compositions, new and mixed materials, "out of the box" ideas, and various methods of working to stretch your concepts. The sessions will be aimed at landscape and still life to help you move on with your work to the next level while developing your own personal voice. There will be demonstrations and individual guidance in oil, watercolor and acrylic.

\$480.00

Figure Drawing

Justin Wiest

Thursday | 9:30 AM - 12:30 PM

10 Weeks: April 08 - June 10

Learn the human figure's complex construction while heightening their ability to draw a figure from observation. Working from the model, emphasis on gesture, balance and proportion will be stressed throughout to aid in the illusion of credibility posed figures. Students should leave this class with a better understanding of the figure's key landmarks, form sense and construction as well as a greater ability to render a figure from life and from memory.

\$480.00

Introduction to Abstract Painting

Matthew Shelley

Thursday | 9:30 AM - 12:30 PM

10 Weeks: April 08 - June 10

This course offers a survey of painting approaches to familiarize students with the basic concepts of abstraction. The class will offer a wide range of methods, from partial abstraction, to gestural abstraction, to systematic abstraction. Weekly and bi-weekly assignments will offer students an overview of the techniques and ideas that define this category of painting.

\$480.00

Basic Painting & Drawing

C.J. Guerin

Thursday | 1:00 PM - 4:00 PM

10 Weeks: April 08 - June 10

This course is for the beginner or returning student to learn the fundamentals of drawing and painting. We begin with basic sketching techniques enabling students to accurately record what they see, and the second half of the course will introduce painting, color mixing, paint application, glazing, texture, and aerial and linear perspective. These sessions will be aimed at creating a still life and landscape.

\$480.00

The Art of Pen & Ink Drawing

Nomi Silverman

Thursday | 1:00 PM - 4:00 PM

5 Weeks: April 08 - May 06

In this course you will work with a variety of pens and inks. You will learn hatching, stipple, line, brushwork and even unusual techniques like eye lashing, as you work from actual still life set ups and copying from masters. With ink, lines become all-important, and can help your ability to see, and thus to become a better draftsman.

\$270.00



Beyond a Pretty Picture

Alex McFarlane

Thursday | 7:00 PM - 10:00 PM

10 Weeks: April 08 - June 10

You know you are good, but how do you get your painting to look like the vision in your head? This is tailored to the individual, from how you think about art to how you develop a personalized statement. Learn to analyze your vision and find a seamless balance between concept, composition and technique.

\$480.00

Contemporary Impressionism and Beyond: Experience to Expression

Dmitri Wright

Friday | 9:00 AM - 12:00 PM

10 Weeks: April 09 - June 11

Friday | 1:00 PM - 4:00 PM

10 Weeks: April 09 - June 11

Develop our own unique style while discovering the philosophy and techniques used by the impressionist masters. Such methods used by the impressionists were taken from the classical and today used by the modernists are the tools you will learn from illustrative to the abstract. Students from all levels and interests, as well as those working in all materials and methods are welcomed from classical to abstract.

\$480.00

Abstract Painting

Natasha Karpinskaia

Friday | 9:30 AM - 12:30 PM

10 Weeks: April 09 - June 11

This class is intended for anyone who wants to explore non-representational painting, to strengthen and develop their own voice as a painter, and take some risks with their painting. We will experiment with color, proportion, shapes and texture. This course is also suitable for those who want to have more confidence in their own way of painting. No prior experience necessary, appropriate to beginners to advanced painters.

\$480.00

Foundation Drawing

Matthew Shelley

Saturday | 10:00 AM - 1:00 PM

10 Weeks: April 10 - June 12

This course will offer a comprehensive foundation in drawing for both beginners and those who wish to practice and brush up on their drawing skills. Working with a variety of dry materials, students learn to use line, value, gesture and perspective. Students will draw from observation; participants will learn to reorient their minds, focusing on the relationship of space rather than objects, working with still life, figure and landscape.

\$480.00

Painting 101: Foundation Painting

Alex McFarlane

Tuesday | 9:30 AM - 12:30 PM

8 Weeks: April 13 - June 01

This course is for beginning and intermediate students who want to learn the techniques and procedures necessary for painting in oils or acrylics. Basic skills in drawing, composition, mixing and applying paint will be demonstrated. Subject matter will include still life, figure, portrait and landscape. You will be guided through the foundation steps towards a satisfying work of art.

\$395.00

Fundamentals of Drawing for the Beginner

Alex McFarlane

Saturday | 9:30 AM - 12:30 PM

6 Weeks: April 17 - May 22

This is a "how to" course starting from square one: how to choose and use pencils, how to look at an object and take the steps required to draw it, how to measure and proportion the world around us and how to make creative compositions using patterns of light and shadow. We will build a drawing vocabulary starting with solid forms and shading. We will continue to build by drawing the figure, drawing drapery and learning the principles of perspective.

\$285.00



Spring into Plein Air

Justin Wiest

Tuesday | 11:00 AM – 2:00 PM

6 Weeks: April 20 - May 25

Students will learn how to approach the spring season with a specific plan of attack. By anticipating the light changes and the color shifts, the artist is able to "paint into the effect" as opposed to chasing change. A simple yet bold design sets plein air painting apart from more formal easel painting. The Spring is the perfect season for landscape painting because of colorful growth, lingering shadows, and a thinner tree canopy. The instructor will demonstrate at various locations that are proximal to the Silvermine campus. Students may work in any medium and the instructor will be working in oil and watercolor.

\$285.00

Painting with the Purest Pigment: Pastel

Christine Ivers

Tuesday | 1:00 PM - 4:00 PM

6 Weeks: April 20 - May 25

Explore the numerous ways to approach painting your favorite landscape or still life. Bring a photo of a scene that you would love to paint or bring the items you would like to set up in a still life and the instructor will help you bring it to life in a few short weeks. Enjoy working in a relaxed and encouraging atmosphere while learning more about atmospheric perspective, color temperature and drawing basics. Portraits worked from reference shots are also welcome. Open to all levels.

\$285.00

Talking Heads: Portrait Painting

Heidi Harrington

Thursday | 10:00 AM - 1:00 PM

7 Weeks: April 22 - June 03

This course focuses on producing a more intimate view of a portrait. There will be individual attention as students work from a model in one six week pose. Throughout the course there will be demonstrations and examples of different artists' work. Each session will focus on one pictorial objective, such as tone, composition and color as well as a focus on individual facial features. This course is suitable to all levels and will be held in our outdoor classroom.

\$370.00



Botanical Drawing with Colored Pencils

April Flaherty

Thursday | 9:30 AM - 12:30 PM

6 Weeks: April 29 - June 03

This course is for the student who wishes to continue their studies or for the beginner who wishes to study botanical drawing. The versatility of colored pencils will create either drawing or painting effects. Students will begin with the basic concepts for handling and understanding the materials. Learn the techniques of tonal value, color mixing, layering, as well as color relationships.

\$285.00

Beginner's Figure Drawing

Nomi Silverman

Thursday | 1:00 PM - 4:00 PM

5 Weeks: May 13 - June 10

Gain technical mastery and intuitive understanding on depicting the human form. Working from quick gesture drawings to longer, more considered poses, you will learn proportion and anatomy; use light and shade to depict volume; and line and tone to describe planar changes in the body.

\$270.00



PRINTMAKING

The Painterly Print: Adventures in Printmaking

Nancy McTague-Stock

Tuesday | 1:00 PM - 4:00 PM

5 Weeks: April 06 - May 04

Many people who paint wonder what printmaking is all about. This class is suited for everyone from beginners to artists who have had previous work in painting, drawing or printmaking. We will learn how to navigate everything from color concepts to the many different genres possible such as still life, landscape, interiors, portraiture and abstraction. Come join Nancy as she infuses you with passion for this media!

\$295.00

Monotype Printmaking

Natasha Karpinskaia

Thursday | 9:30 AM - 12:30 PM

10 Weeks: April 08 - June 10

Thursday | 1:00 PM - 4:00 PM

10 Weeks: April 08 - June 10

Participants will learn all the basic techniques for creating monotypes: multiple plates, chine colle', stencils and viscosity. It will focus on practicing, experimenting and letting the process lead you to new innovations. Discover endless possibilities as you print more. Emphasis is given to helping each student develop a personal knowledge of the process.

\$480.00

Explorations in Printmaking

Nancy McTague-Stock

Tuesday | 1:00 PM - 4:00 PM

5 Weeks: May 11 - June 08

Printmaking is not scary or complicated! It is the one medium that requires no former experience. In this course, Nancy will introduce you to many different ways to express your ideas through printmaking methods. You can even bring your love for any other media to this class to create mixed media works. Limiting the number of students, Nancy has the ability to work with each of you individually. This fun class will enable you explore many new ways to create using a printing press! Limited to six.

\$295.00



CERAMICS

Pottery: Throwing & Hand Building for All Levels

Jon Puzzuoli

Monday | 1:00 PM - 4:00 PM

9 Weeks: April 05 - June 07

This course is for the student with no previous experience or for those seeking further development of hand building, throwing and glazing skills. Basic throwing and more advanced techniques will be taught as well as many hand-building methods including slab, coil, dowel, pinch, and the use of textures. Numerous demonstrations and individual coaching are offered. Students can work at their own pace and experimentation is always encouraged.

\$450.00

Intermediate and Advanced Wheel Throwing

Rob Pursell

Tuesday | 9:00 AM - 12:00 PM

10 Weeks: April 06 - June 08

Focusing on functional forms we will explore pots for daily use. Group discussion will drive demonstrations including wheel throwing techniques, altering, decorating, and glazing. Basic wheel proficiency expected as students will work individually towards advancing technical skills and developing personal style to create pieces that excite.

\$490.00

Exploring Soda Firing

Jon Puzzuoli

Tuesday | 3:30 PM - 6:30 PM

10 Weeks: April 06 - June 08

Create work, glaze and fire your pottery in our newly built Soda Kiln and learn about this unique firing process from beginning to end. During the beginning of the semester we design work with this firing method in mind. Weekly demos will refine your skills and individual instruction. Mid semester, we will explore flashing slips and 7 new glazes, including new crystalline matte and ash glazes. As a class we will then prep for the firing and strategically load the kiln. At the end of the semester, we will fire the kiln collectively and participate in adding wood, baking soda and salt through the kilning. The class will also have access to the gas reduction kiln.

\$490.00



Potter's Wheel for All Levels

Jon Puzzuoli

Tuesday | 7:00 PM - 10:00 PM

10 Weeks: April 06 - June 08

Thursday | 7:00 PM - 10:00 PM

10 Weeks: April 08 - June 10

Whether you are new to the potter's wheel or wish to build upon your existing skills, this class will fill your needs. Beginners will be taught the important skills needed to create a vessel on the wheel. For those who have more experience, the class will focus on more complex shapes, various surface textures and alternative glazing methods. Class demos as well as individual instruction will be provided.

\$490.00

Wheel Throwing and Hand Building: Beginning and Intermediate

Lynda James Carroll

Wednesday | 9:30 AM - 12:30 PM

10 Weeks: April 07 - June 09

Beginner and Intermediate students will explore a variety of wheel throwing, hand building, and surfacing, and glazing techniques will be covered. The emphasis is on using skills to build pieces on and off the wheel. Personal creativity will be encouraged.

\$490.00

Exploring Functional Pots: Wheel Throwing

Rob Pursell

Wednesday | 1:00 PM - 4:00 PM

10 Weeks: April 07 - June 09

Focusing on functional forms we will explore pots for daily use. Individuals new to the wheel will learn the skills necessary to create cups, bowls, plates and more. Students comfortable on the wheel will develop their ideas towards creating pieces that excite. Group discussion will drive demonstrations including wheel throwing techniques, hand building, altering, decorating and glazing.

\$490.00

Pottery & Vessel Sculpture: Intermediate to Advanced


Keiko Ashida

Thursday | 10:00 AM - 1:00 PM

10 Weeks: April 08 - June 10

Intermediate and advanced students will explore alternative methods. A variety of wheel throwing, hand building, and surfacing, and glazing techniques will be covered. The emphasis is on using skills to build vessel sculptures on and off the wheel. Personal creativity will be encouraged.

\$490.00



Basic Pottery

Peter Lopatin

Saturday | 10:00 AM - 1:00 PM

10 Weeks: April 10 - June 12

This course is designed both for newcomers to the potters wheel and for those who have a little experience and would like to refine their skills. We will explore the ABCs of wheel throwing through demonstrations, project assignments and plenty of one-on-one instruction. Students will learn to turn a lump of clay into a bowl, vase, mug and other forms. We will then work on the skills of trimming a thrown piece, adding surface design and glazing.

\$490.00

Basic Pottery

Wendy Hower

Sunday | 10:00 AM - 1:00 PM

9 Weeks: April 11 - June 13

This course is designed both for newcomers to the potters wheel and for those who have a little experience and would like to refine their skills. We will explore the ABCs of wheel throwing through demonstrations, project assignments and plenty of one-on-one instruction. Students will learn to turn a lump of clay into a bowl, vase, mug and other forms. We will then work on the skills of trimming a thrown piece, adding surface design and glazing.

\$490.00



WOODWORKING

Introduction to Woodworking

Mark Andreas

Monday | 9:30 AM - 12:30 PM

9 Weeks: April 05 - June 07

There are many mediums in sculpture but none so versatile as wood. Bent, carved, glued, or fastened, wood has been holding up the world we live in. This class is designed to engage the student in the many facets of this wonderful material including many of the tools and techniques used in working with it. All levels of experience are welcome.

\$485.00

Introduction to Figure Sculpture and Casting

Mark Andreas

Monday | 1:00 PM - 4:00 PM

9 Weeks: April 05 - June 07

This course will introduce students to the traditional techniques of figure sculpture. Students will create a figure sculpture in clay with the inspiration of a live model. After students complete their clay model, they will learn the process of casting their clay sculpture in plaster and then producing duplicates, such as a wax for bronze casting or a traditional waste mold. There will be an additional fee for firing pieces.

\$510.00

Furniture Building & the Art of Carpentry

Mark Andreas

Tuesday | 1:30 PM - 4:30 PM

10 Weeks: April 06 - June 08

Tuesday | 7:00 PM - 10:00 PM

10 Weeks: April 06 - June 08

Students with no experience working with wood will set an introduction to tools and equipment. There will be lectures and demonstrations throughout the course. Learn to create furniture out of wood using hand and power tools. Materials discussed at the first class.

\$515.00

The Art of Bowl Turning

Arik Bensimon

Thursday | 1:30 PM - 4:30 PM

10 Weeks: April 08 - June 10

Thursday | 6:00 PM - 9:00 PM

10 Weeks: April 08 - June 10

Friday | 10:00 AM - 1:00 PM

10 Weeks: April 09 - June 11

Friday | 1:30 PM - 4:30 PM

10 Weeks: April 09 - June 11

This course offers participants a deep immersion in the art of bowl turning. Students begin with simple bowls and will move to experiment with more complex forms which will be included texture, color, and the addition of handles, as they choose. Students will learn the techniques for achieving professional results. Students are encouraged to pursue their own aesthetic directions and build upon their existing skill sets, turning with either green or dried wood. Limited to 2 people per class.

\$530.00





SCULPTURE

Sculpture and Bronze Casting

Justin Perlman

Monday | 10:00 AM - 1:00 PM

9 Weeks: April 05 - June 07

This course provides an exploration of the art, techniques and practices based on traditional methods of lost wax bronze casting. Students will prepare a wax object, create the mold, and cast sculptural pieces in bronze. After the pour, students will have the opportunity to finish their bronze sculpture. Students will leave with one small bronze sculpture. There is an additional fee for all bronze including gating once your artwork is poured. Fee depends on weight and market value of the bronze. Additional fee must be paid at the end of the semester.

\$590.00

Methods and Materials in Sculpture

Justin Perlman

Monday | 1:30 PM - 4:30 PM

9 Weeks: April 05 - June 07

This class is an opportunity for novice and advanced student alike to explore new tools and materials in the world of three-dimensional art. Whether you are interested in classical art or modernist work, this class will help you develop a work of sculpture in whatever material you choose. Emphasis will be on the techniques and the usage of tools for the given medium. From stone carving to welded steel, from two-inch model to large-scale work, this class offers a wide range for the student's interests.

\$450.00



Metal Sculpture All Levels

Mark Andreas

Monday | 6:30 PM - 10:00 PM

9 Weeks: April 05 - June 07

Learn the methods and techniques to create traditional, contemporary and functional three-dimensional pieces of art. There will be demonstrations of various pieces of equipment, including oxy-acetylene and electric arc welding. Students should wear cotton clothing with long-sleeves and long pants, work boots and no open toed shoes. Long hair must be tied back. Bring work gloves. Materials discussed at the first class.

\$510.00

Metal Sculpture All Levels

Mark Andreas

Tuesday | 9:00 AM - 1:00 PM

10 Weeks: April 06 - June 08

Learn the methods and techniques to create traditional, contemporary and functional three-dimensional pieces of art. There will be demonstrations of various pieces of equipment, including oxy-acetylene and electric arc welding. Students should wear cotton clothing with long-sleeves and long pants, work boots and no open toed shoes. Long hair must be tied back. Bring work gloves. Materials discussed at the first class.

\$620.00



Sculpture Reviewed

Janice Mauro

Tuesday | 9:30 AM - 12:30 PM

9 Weeks: April 06 - June 01

This course is designed to encourage students to create their own reality of the live model. Taught and guided by solid knowledge of the human figure, concerning anatomy, proportion and design, students may choose several options. These include bas-relief or 3-dimensional images of the full figure, head or fragment. The sculpture will be modeled in terra cotta clay, hollowed, air dried and fired. There will be an additional fee for firing pieces.

\$540.00

All Levels: Metal Sculpture

Justin Perlman

Tuesday | 6:30 PM - 10:00 PM

10 Weeks: April 06 - June 08

All levels will learn the methods and techniques to create traditional, contemporary and functional three-dimensional pieces of art. There will be demonstrations of various pieces of equipment, including oxy-acetylene and electric arc welding. Among many other lessons, forging, will introduce students to the concept of annealing and hardening of metal. Students should wear work boots, long sleeved cotton clothing, and bring work gloves. Long hair must be tied back. Materials will be discussed at the first class.

\$590.00

The Art of Stone Sculpture

Andrew Davis

Thursday | 10:00 AM - 2:00 PM

10 Weeks: April 08 - June 10

Students will learn, through hands-on experience and demonstrations, this timeless art of sculpting stone and working with various types of stone. Experience hand and power tools while executing a stone piece. You will be taken through the entire process from stone selection to carving and polishing.

\$620.00



The Art of Stone Sculpture

Andrew Davis

Thursday | 7:00 PM - 10:00 PM

10 Weeks: April 08 - June 10

Students will learn, through hands-on experience and demonstrations, this timeless art of sculpting stone and working with various types of stone. Experience hand and power tools while executing a stone piece. You will be taken through the entire process from stone selection to carving and polishing.

\$490.00

All Levels: Metal Sculpture

Justin Perlman

Saturday | 9:00 AM - 1:00 PM

10 Weeks: April 10 - June 12

All levels will learn the methods and techniques to create traditional, contemporary and functional three-dimensional pieces of art. There will be demonstrations of various pieces of equipment, including oxy-acetylene and electric arc welding. Among many other lessons, forging, will introduce students to the concept of annealing and hardening of metal. Students should wear work boots, long sleeved cotton clothing, and bring work gloves. Long hair must be tied back. Materials will be discussed at the first class.

\$620.00



SPECIAL STUDIES

Sogetsu Ikebana: The Japanese Art of Flower Arrangement

Shizue Pleasanton

Wednesday | 10:00 AM - 12:00 PM

10 Weeks: April 07 - June 09

Sogetsu Ikebana is much more than "Japanese flower arranging," it is a modern form of an ancient art of sculpture with living materials. Students will learn the traditional principles and aesthetic disciplines, combined with creative energies to capture, express and enhance natural beauty. Students should bring vessels, shears, pin-holders and plant materials or you can purchase some plant materials from the instructor for a nominal cost.

\$380.00

Glass Working: All Levels

Stephanie Maddalena

Wednesday | 1:00 PM - 4:00 PM

8 Weeks: April 07 - May 26

Learn what lampworking is all about! Starting at the very beginning, students will learn to make glass beads the way they have been made in Venice for centuries. Students will use colorful glass rods, silver and copper foils and enamels to personalize their beads. No experience is necessary, but students with some experience will have the chance to work with the instructor on more advanced techniques. Please wear cotton clothing, tie long hair back and wear closed-toe shoes. The school will provide all materials.

\$435.00



DIGITAL ARTS

Three-Dimensional Drawing with SketchUp

Joseph Schott

Wednesday | 7:00 PM - 8:30 PM

7 Weeks: April 14 - June 02

What can you draw with SketchUp? Anything! Everything! Use Silvermine's Digital Lab to explore the easiest-to-learn Three D software - the same one used by creative professionals around the world. Within minutes you will be drawing objects. Within hours you will be drawing complex assemblies. SketchUp can be used for fun, for inventing, and for Three-Dimensional printing of your ideas. Work alongside an Architect / Inventor to begin crafting beautiful Three-Dimensional Computer models.

\$265.00

Prototyping

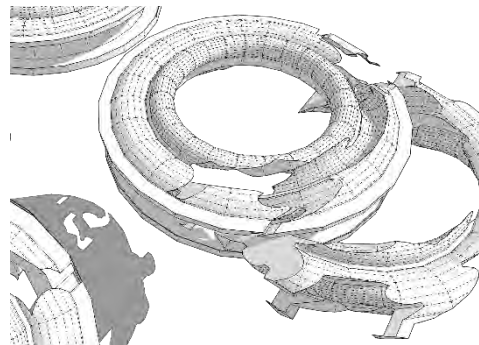
Joseph Schott

Saturday | 12:30 PM - 2:30 PM

8 Weeks: April 17 - June 12

Using the woodworking studio, you will gain skills necessary to sketch ideas in two dimensions and model the same ideas in three dimensions. Learn the capabilities of tools, and equipment. Develop your ability to utilize the shop resources symphonically. Along the way, expand your knowledge of design thinking, production techniques, and the creative process. Work alongside a toolmaker / pattern maker / product designer to turn your own ideas into tangible objects.

\$290.00





MIXED MEDIA & COLLAGE

Painting with Encaustics

Nash Hyon

Wednesday | 1:00 PM - 4:00 PM

8 Weeks: April 14 - June 02

Explore the medium that works with a mixture of beeswax and pigment, giving your paintings a beautiful surface and depth. Learn the techniques, methods and history of the medium. A demonstration will start each class, followed by time to experiment or create your own painting, with individual instruction. No painting experience necessary. The school will supply major equipment. Other supplies can be purchased locally or online. This is a small class that gives students individual attention.

\$410.00

ADULT WORKSHOPS



PAINTING & DRAWING

Perspective - A Simple and Practical Approach for Drawing and Painting

Alex McFarlane

Saturday | 10:00 AM - 4:00 PM

1 Day: April 10

This workshop will familiarize you with the rules of perspective by putting a pictorial understanding of vanishing points in your head before you draw or paint. One and two-point perspective will be carefully explained and demonstrated. You will draw architectural elements in the morning and interiors in the afternoon.

\$170.00

One Night Stand Fluid Acrylic Pours

Nash Hyon

Friday | 7:00 PM - 9:00 PM

1 Day: April 16

Come learn the techniques, tips and tricks of acrylic pours in this fun, interactive workshop. Learn various techniques, ribbon, swirly and dirty to create abstract paintings without painting experience. Each person will do two different pours on canvas that create multi-colored abstract designs. Please come dressed for mess. Bring a metal roasting pan or box that fits two 12 x 12 canvases to take home wet artwork.

\$60.00

One Night Stand: Fluid Acrylic Pours II

Nash Hyon

Friday | 7:00 PM - 9:00 PM

1 Day: April 30

Loved doing fluid acrylic pours? Acrylic Pours II will go beyond the "dirty" pour technique to two new ways to create unique, multi-colored abstract designs on canvas. The school supplies all materials but please bring boxes (pizza ones work best) or metal roasting pan that fits two 12 x 12 canvases to bring your WET canvases home while keeping them flat. Dress for a mess! Participant should have attended Acrylic Pour I.

\$60.00

Beginning Watercolors

Wendy MacCordy

Saturday | 4:30 PM - 6:30 PM

2 Days: May 01 - May 02

Experience the fun of watercolor painting. This workshop is designed for students who are beginners in watercolors and would like to learn the fundamentals of the medium. We will explore watercolor materials, techniques, and color mixing in a relaxed atmosphere. There will be demonstrations every day and lots of individual attention. Bring your own photographs for painting inspiration.

\$125.00

Silvermine Saturday: Fluid Acrylic Pours

Nash Hyon

Friday | 2:00 PM - 4:00 PM

1 Day: May 08

Friday | 2:00 PM - 4:00 PM

1 Day: June 05

Come learn the techniques, tips and tricks of acrylic pours in this fun, interactive workshop. Learn various techniques, ribbon, swirly and dirty to create abstract paintings without painting experience. Each person will do two different pours on canvas that create multi-colored abstract designs. Please come dressed for mess. Bring a metal roasting pan or box that fits two 12 x 12 canvases to take home wet artwork. Ages 16+ are welcomed to join this workshop!

\$60.00

Painting Acrylic Techniques

Natasha Karpinskaia

Saturday | 10:00 AM - 3:00 PM

1 Day: May 15

This one-day workshop is designed for artists working in acrylics and intended to help them master various applications of acrylic paint including dry brushing that feels like drawing with paint, washing that creates a thin veil of color, dabbing for adding texture, sponging and detailing. Participants will experiment with various techniques and create artworks using them. Silvermine provides all materials.

\$165.00

FAST and LOOSE Plein Air Painting Workshop

Souby Boski

Saturday | 10:30 AM - 3:30 PM

1 Day: May 22

Saturday | 10:30 AM - 3:30 PM

1 Day: June 12

This workshop is for students who want to loosen up and work with less restraint. Working from nature, students will stretch their imagination while strengthening skills in order to paint the landscape. This workshop will deal with painting the landscape as a means of expression. Students will be challenged to see and interpret the landscape in new ways. Guided towards discovering and trusting their own mark making statement and developing a critical eye. This is not a "how-to" class. You will be encouraged to experiment and embrace spontaneity. By combining fast, bold, loose strokes, students will engage in the "process" of the painting in the "present" rather than concentrating on the end result. Students can work with acrylics or oils. Fast paintings will be analyzed for their unique painterly style in order transfer the best qualities to larger canvases (24x24 or larger). In the words of the artist, KiKi Smith, "Making art is a lot about seeing what happens." Rain date Sunday, July 26th.

\$170.00

Introduction to Encaustic Painting (Hot Wax)

Nash Hyon

Saturday | 10:00 AM - 3:00 PM

1 Day: May 22

Love how encaustic paintings look? Want to know more about it and try it out without a large investment of time or materials? In this workshop you will learn all the basics including, tools, techniques, and safety. After demonstrations, you will have time to work hands-on with this unique and historic medium that is gaining popularity among all types of artists. The school will supply all of the equipment. Please see our website for additional materials you should bring.

\$160.00

One Night Stand: Gel Plate Printing

Nash Hyon

Friday | 7:00 PM - 9:00 PM

1 Day: May 07

Friday | 7:00 PM - 9:00 PM

1 Day: May 28

No experience needed! In this new, fun two hour workshop we will experience the magic of printing in multiple colors, design, textures and transfers using the gel plate. With water based paints multiple layers will be created by printing the same paper over and over.

When these dry, the prints may be used for collage, cards, gift wrap or framed as finished artwork. You will be amazed at what you can make during the two hours of this workshop.

\$60.00



One Night Stand: Gel Plate Printing II

Nash Hyon

Friday | 7:00 PM - 9:00 PM

1 Day: June 04

In this new 2 hour Friday night class we will take all those wonderful gel plate prints that you made and create a collage "painting" on artists panel. We will use acrylic medium and a limited selection of colors for over painting and/or to use with stencils. Have fun and create a finished piece suitable for framing. Must have taken Gel Plate I to sign up.

\$60.00



CERAMICS

One Night Stand: On the Potter's Wheel

Jon Puzzuoli

Friday | 7:00 PM - 9:00 PM

1 Day: April 09

Friday | 7:00 PM - 9:00 PM

1 Day: April 23

Friday | 7:00 PM - 9:00 PM

1 Day: May 07

Friday | 7:00 PM - 9:00 PM

1 Day: May 21

Friday | 7:00 PM - 9:00 PM

1 Day: June 11

Join us for a fun evening out with friends or family! The evening will start with a wheel throwing demonstration followed by an opportunity for you to learn how to throw on the potter's wheel. You'll create your very own bowl(s) which we will glaze and fire for you to pick up at a later date. We promise you'll have a blast and it will be a different experience for you. Bring a friend or a date, BYOB, and enjoy the evening. The pieces will take four to six weeks to fire, and the school office will notify you when pieces are ready to be picked up.

\$60.00

Raku Workshop

Jon Puzzuoli

Sunday | 10:00 AM - 3:00 PM

1 Day: May 09

Sunday | 10:00 AM - 3:00 PM

1 Day: June 06

Students bring their bisque pieces and spend the day glazing and firing in the raku kiln. We will do a combination of firings: traditional raku, and fuming techniques using horsehair and feathers. Students should use white stoneware clay, which may be purchased in advance. Pieces can be bisque fired in Silvermine's kiln two weeks prior to the date of the workshop. We will accommodate as many firings as the day allows. Expect to get at least 5 medium size (approximately 8 x 8 x 8 inches would be considered medium size) pieces fired. Pieces should be based on cylindrical forms, not flat, or over 10 lbs. Students must wear cotton clothing that covers arms and legs, sturdy shoes, and hair must be tied back. To withdraw, students must notify the school office two weeks prior to the workshop date to receive a refund or credit. Rain date will be decided at a later date.

\$180.00



WOODWORKING

Introduction to Furniture Making Workshop

Mark Andreas

Saturday, Sunday | 10:00 AM - 3:00 PM

2 Days: April 10 - April 11

Build a simple table in the while learning all the basics of furniture making from equipment safety to choosing wood and milling your pieces. Through demonstrations of equipment and safety rules you will create a one-of-a-kind wooden piece. Long hair must be tied back. Bring work gloves. All materials will be provided.

\$250.00

Spoon Carving Workshop

Mark Andreas

Saturday, Sunday | 10:00 AM - 3:00 PM

1 Day: June 06

Learn the fun and satisfaction of carving your own wooden spoon. Students will be instructed in how transform a piece of wood into the newest member of their kitchen's utensils. Materials and tools will be provided.

\$150.00





SCULPTURE

A Day to Weld!

Justin Perlman

Sunday | 10:00 AM - 4:00 PM

1 Day: April 11

Sunday | 10:00 AM - 4:00 PM

1 Day: May 23

Sunday | 10:00 AM - 4:00 PM

1 Day: April 25

Sunday | 10:00 AM - 4:00 PM

1 Day: June 13

This workshop is for beginning students. If you have ever wondered what it would be like to weld or create something out of metal, this is the workshop for you. This is a hands-on workshop. Through demonstrations of equipment and safety rules you will create a piece of art. Students should wear cotton clothing with long-sleeves and long pants, work boots and no open toed shoes. Long hair must be tied back. Bring work gloves. All materials are provided.

\$175.00

Sculpting the Head in Clay

Mark Andreas

Saturday, Sunday | 10:00 AM - 4:00 PM

2 Days: May 15 - May 16

One of the most challenging aspects of figure sculpture is creating a lifelike portrait of the human head and face. In this class we will explore the methods, dimensions and techniques to create a full-size portrait sculpture. With the use of a live model as a reference each student will sculpt their own bust out of air dry clay. Materials and tools will be provided.

\$280.00





SPECIAL STUDIES

Where'd I Put That? And How to Find It: Studio Archiving for Artists

Elizabeth Grab

Tuesday | 5:30 PM - 7:30 PM

1 Day: April 13

This course serves to introduce the functions of an artist's archives and to help artists begin thinking about how their studio archives might best serve them in their desired outcomes. Attendees will gain insight into what they have in their documents and the documentation of their practice that might be useful to themselves, their potential collectors, critics and scholars, and museum professionals. We will cover the basics of what comprises an archive, including physical and digital media and online presence management; artwork management practices and software; organizational strategies that optimize for grant and fellowship, artist's talk, and lesson plan drafting; rights and reproduction contracts; and legacy planning and estate management. We will cover each of these components in greater depth in subsequent follow-on courses.

\$100.00

Bridgerton Tall Centerpiece- Blue Delphinium, Green Hydrangea & French Lavender

Trish O'Sullivan

Saturday | 10:00 AM - 12:00 PM

1 Day: April 17

The floral design trend in Bridgerton, English garden flowers, has the magnificent delphinium with its rare blue color front and center. Learn the easy techniques for designing a tall perfusion of delphinium, hydrangea and lavender in a glass cylinder lined with green leaf. Carry away from class the delicate scent of French lavender and the quintessential charm of delightful delphiniums. Learn the tips and tricks of the trade for keeping flowers looking fresh and long lasting.

\$130.00

Artisanal Bridgerton- Peony Floral Styling in Mason Jars

Trish O'Sullivan

Saturday | 10:00 AM - 12:00 PM

1 Day: May 08

The secret beauty of a peony is lushly romantic. With her gorgeous colors and intoxicating fragrance, it is no wonder peonies are the spring flower choice for floral designers and floral enthusiasts. Come join us as we explore how to create sophisticated elegance in a glass mansion jar spilling over with peonies, dusty miller and flowering vines. Our mansion jar is the key to creating vintage floral design with the look of artisanal crafting. Learn the tips and tips of the trade for keeping flowers looking fresh and long lasting.

\$130.00

One Night Stand: Texas Fold 'Em: Modified Accordion Fold Greeting Card

Elizabeth Grab

Friday | 7:00 PM - 9:00 PM

1 Day: May 14

Have a wedding or a baby shower coming up? Want to keep in contact with a far-away friend? Hallmark just not hitting the spot this season? This modified accordion fold lends itself to unique greeting cards that your recipients will remember and treasure for years to come.

\$60.00

Bridgerton Heirloom- Garden Roses & Vines

Trish O'Sullivan

Saturday | 10:00 AM - 12:00 PM

1 Day: June 05

Inspiration from 19th century, Regency Era, English rose gardens will be our creative guideline for stunning floral success. Working with roses in delicate antique shades with names like amnesia, quick sand and earl grey, we will craft a romantic floral design that will showcase a soft and opulent feeling of a bygone era. Learn the tips and tips of the trade for keeping flowers looking fresh and long lasting.

\$130.00



ADULT ONLINE COURSES

iPhone Photography: The Basics

Bruce Dunbar

Monday | 10:30 AM - 12:00 PM

5 Weeks: April 05 - May 03

This course meets via Zoom. Learn to take full advantage of all the capabilities of your iPhone camera. During this class, you will learn the tips and tricks of iPhone photography and how to make the most of your phone's camera, starting with photography basics; focus control and exposure. Composition and creativity will be discussed each class. No experience necessary!

\$160.00

Making Your Figure Drawings Better with Anatomy

Justin Wiest

Monday | 5:00 PM - 7:00 PM

5 Weeks: April 05 - May 03

Anatomical knowledge gives clarity to line, tone, and form. By gaining a command of anatomy the artist also gains a sense of freedom and confidence when working with the live model. Students will work through exercises using sculpture, anatomical models, and master drawings. There will also be draw along with the instructor demonstrations with the live model.

\$150.00



Basic Digital Photography: Foundation & Technique

Elyse Shapiro

Tuesday | 10:00 AM - 12:00 PM

5 Weeks: April 06 - May 04

This course covers technical aspects of camera operation and the art of composition. Using the camera more creatively as well as navigating through menus, modes and options can be overwhelming. I hope to simplify the process. The class is appropriate for students who have a dedicated digital camera, whether you're new to Photography who want to brush up on the basics. There will shooting projects and work will be critiqued.

\$210.00

The Floral Experience: A Painterly Expression of the Mystery From Impressionism to Abstractionism

Dmitri Wright

Wednesday | 9:00 AM - 11:00 AM

10 Weeks: April 07 - June 09

In the experience of the fleeting glance you will look to capture the illustrative narrative of the floral subject. As students move in time from representationalism, impressionism towards abstraction of their subject the floral and landscapes becomes a proxy for your vision. In abstracting via deconstruction to reconstruction you will look towards a new reality in a way that makes the painting its own subject. Students can work from a still-life, photos or one's imagination when flowing within the various genres from the moments of Impressionism towards the aesthetics of Expressionism and Abstraction. Dmitri will provide from his unique approach in the art of creativity multiple idea generators, options and various methods to assist in capturing the essence of your vision through your chosen materials and genre.

\$290.00



Abstraction and Storytelling: Painting & Mixed Media

Natasha Karpinskaia

Wednesday | 10:00 AM - 12:00 PM

4 Weeks: April 07 - April 28

Abstraction has always been so much more than a study in color and form. Rather, it is a complex way of communicating thoughts, emotions, narratives. This workshop will focus on how to express your ideas and stories through abstraction using painting and mixed media, and explore how to tell a story, real or fictional, through implication or suggestion, and how to convey emotional tales through color and form. Suitable for all levels of artists, beginners to advanced.

\$125.00

The Figure in the Interior

Dean Fisher

Wednesday | 10:00 AM - 12:30 PM

6 Weeks: April 07 - May 12

The figure in an interior space is a subject which has taken on many forms and produced some of the most interesting paintings in the history of Art. In this 8 session online course we will focus on the many ways this subject has been treated throughout the ages via studying beautiful reproductions and base our own painting composition, of a figure in an interior, on a favorite historical (or more contemporary) work. There will be a strong emphasis on capturing good drawing and form in our paintings as well as perspective, atmosphere, color and especially composition. This is a course for all levels of ability and all mediums including oils, acrylics, pastels and non-color mediums such as charcoal and graphite. Two of the classes will be devoted to online review sessions of student work. One will occur midway through the course and the second one at the end of the course.

\$310.00



Animation Basics (Adults 18+)


R.Lee

Wednesday | 5:00 PM - 7:30 PM

5 Weeks: April 07 - May 05

In this beginner-level course students will learn the software and principles to make animation. Students will animate the classic ball bounce, elements effects, character walk cycles and more! No prior animation experience is necessary, though students must have access to the program Adobe Animate. Drawing tablets are not required but strongly recommended.

\$185.00



Watercolor, Pen & Ink in the Garden

Nancy McTague-Stock

Friday | 10:30 AM - 11:30 AM

5 Weeks: April 09 - May 07

Enjoy your love for nature and the garden even more by learning how to create both pen and ink and watercolor renderings. We will discuss studio work vs. plein air sketches, color vs. monochrome and a variety of methodologies to help broaden your knowledge and enable you to feel comfortable in any setting. Students can work from the class image, or from their own. Studies such as the ones shown above, done quickly from life, will also be discussed. Find your own personal comfort zone in these media as you gain more proficiency with each class!

\$150.00

Acrylic Painting Online

Natasha Karpinskaia

Monday | 9:30 AM - 11:30 AM

6 Weeks: April 19 - May 24

This course is designed for artists working in acrylics and intended to help them master various applications of acrylic paint including dry brushing that feels like drawing with paint, washing that creates a thin veil of color, dabbing for adding texture, sponging and detailing. Participants will experiment with various techniques and create artworks using them.

\$180.00

Painting Textures in Still Life

Justin Wiest

Tuesday | 7:00 PM - 9:00 PM

5 Weeks: April 27 - May 25

Oil can mimic various textures very convincingly. By controlling opacity, transparency, and edges the painter is able to exploit the strengths of the medium in describing these textural nuances. Metal has higher contrasts as glass may not. Wood and stone have properties that make them conducive for trompe l'oeil paintings. Students will work with the instructor on various still life setups. Discussion on composition and studio setup will be on going.

\$150.00



Expressive Drawings: Pencil, Charcoal, India Ink, Markers

Natasha Karpinskaia

Monday | 12:00 PM - 2:00 PM

2 Weeks: May 03 - May 10

Drawing has been a simple, spontaneous, and natural process since the dawn of the human race. Drawing is a great way of self-expression, it opens up a lot of possibilities. This workshop will introduce various ideas regarding the drawing process and will focus on emphasizing line and mark, rather than rendering a specific object, which for many people can create barriers to self-expression. It will include simple and quick exercisers to encourage artists to work on instinct and feeling.

\$70.00

Spring Pastels

Lisa Arnold

Wednesday | 1:30 PM - 3:00 PM

5 Weeks: April 28 - May 26

All the colors of spring will be explored in this 5 week online class. We will learn about mood colors and blending as well other pastel techniques. Demos will be given by the instructor and we will work together on Zoom. Think about subtle spring colors and creating a quiet landscape. Think about the spring's nature and their earth tones and so much more. It's a more quiet and reflective time to create.

\$185.00

iPhone Photography: Beyond the Basics

Bruce Dunbar

Monday | 10:30 AM - 12:00 PM

4 Weeks: May 10 - June 07

This is an online zoom course. Do you want to move beyond your native iPhone Camera app? Do you want to know how to use your iPhone as a manual camera? In these 4 sessions, we will cover iPhone camera apps; Camera + 2, Pro HDR X and Slow Shutter Cam. Using Camera +2 the iPhone will shoot RAW images and has DSLR like control. Pro HDR X goes beyond what the HDR function on the iPhone camera can do. Learn how to be creative with the Slow Shutter Cam app. Lectures and assignments will address creativity and technical aspects of each app. Students will need to have these apps installed before each session.

\$130.00

Animation Basics (Adults 18+)

R.Lee

Wednesday | 5:00 PM - 7:30 PM

5 Weeks: May 12 - June 09

In this beginner-level course students will learn the software and principles to make animation. Students will animate the classic ball bounce, elements effects, character walk cycles and more! No prior animation experience is necessary, though students must have access to the program Adobe Animate. Drawing tablets are not required but strongly recommended.

\$185.00



Whimsical Watercolors

Lisa Arnold

Wednesday | 10:00 AM - 12:30 PM

4 Weeks: May 05 - May 26

Explore the freedom that you can have when you paint in a looser style in watercolor. Don't be afraid if your colors blend or smear- you can use that to your advantage. You can also work with a drier brush as well for a little more control- this is your time to work in various styles and there's no wrong or right. Create beautiful colors and washes that don't come out of the palette or tube. Many of us are a bit shaky because watercolor is so forgiving-enjoy it!

\$150.00



ADULT ONLINE WORKSHOPS

Zoom Watercolor Workshop for Beginners


Wendy MacCordy

Thursday, Friday | 10:00 AM - 12:00 PM

2 Days: April 22 - April 23

Experience the fun of watercolor painting in this online 3 day workshop. This workshop is designed for students who are beginners in watercolor or if you would like a refresher course. We will explore watercolor materials, techniques, and color mixing in a relaxed, nurturing atmosphere. Build your skills to take your artwork to the next level. There will be demonstrations and lots of individual attention.

\$70.00



Prepare Digital Photos for Competition Entry: Photoshop Elements 2020

Christine Ivers

Saturday | 10:00 AM - 4:00 PM

1 Day: April 24

Join me for a three-hour virtual introduction (or refresher course) to make your digital entries of your photographed paintings the best they can be for jurors and judges. In this easy to follow presentation and live virtual demonstration, you will learn how to photograph, correct color, deal with white balance, crop, change pixel sizes, and much more. Great for anyone who is struggling with the digital world, this seminar is for everyone from beginner to intermediate photographer. And don't worry... you need not own a fancy SLR to take your shots! Smart phones can do the job without much effort. And don't worry if you have a slightly older version of Elements. All of the commands that you will see in the 2020 version are pretty much the same in older versions. Students will be supplied with PDFs of the entire presentation so they can refer to the steps needed to succeed well after the seminar is ended. And Chris will share tidbits about self promotion and advertising along the way.

\$130.00

A Brief History of Modernism with Matthew Shelley

Matthew Shelley

Wednesday | 4:30 PM - 6:00 PM

1 Day: May 05

This is a single session lecture workshop that will cover the influences and ideas that shaped art over the 20th century. The presentation will begin with early modernism and end with the artwork of the mid-1970's. This is an open presentation that will encourage questions and group discussion. This class is ideal for anyone looking to establish a basic understanding of what modern art is, how it came to be, and why we still care about it.

\$75.00

Studio Archiving: Physical Media Management

Elizabeth Grab

Wednesday | 5:30 PM - 7:00 PM

1 Day: May 12

This workshop serves to introduce the foundational principles of how to organize and preserve physical media. Attendees will gain insight into their natural organizing methods and how to leverage those instinctual patterns to make ongoing media and document management faster, more reliable, and less burdensome. We will cover: (1) best practices for preservation-friendly storage of physical artworks, photos, negatives, and more; (2) thinking about archival preservation from the outset of your creative process; and (3) introduce ideas for creating a digital surrogate of your physical archives to further ensure preservation, as well as assist with business management. This final component we will then cover in depth in a follow-on workshop next term.

\$90.00

YOUTH COURSES



PAINTING & DRAWING

Youth Oil Painting (Ages: 13-17)

C.J Guerin

Thursday | 4:30 PM - 6:30 PM

10 Weeks: April 08 - June 10

Students will learn about the beautiful and unique qualities of painting in oil. We will learn about setting up a palette, color mixing, mediums and glazing, layering and care of materials. Working both in the studio and plein air to create a still-life and landscape, the areas of sighting, linear and aerial perspective will be covered, allowing students to accurately paint what they see. The school will provide all materials.

\$360.00



Sketching and Painting (Ages: 9-12)


Wendy MacCordy

Tuesday | 4:30 PM - 6:30 PM

8 Weeks: April 13 - June 01

Students of all levels of experience who want to explore the magic of drawing and painting are invited to join this fun class. Through group and one-on-one instructions, students will be introduced to the fundamentals of color, line, texture and shape techniques while exploring different styles of modern artists. Projects include drawing and painting from still life, landscape, portraiture and students' own creations. The school will provide all materials. Students should bring a nut-free snack.

\$295.00



SCULPTURE

Youth Metal Sculpture (Ages: 14-17)


Justin Perlman

Saturday | 1:30 PM - 3:30 PM

9 Weeks: April 10 - June 12

We will learn the methods and techniques to create traditional, contemporary and functional three-dimensional pieces of art. There will be demonstrations of various pieces of equipment, including oxy-acetylene and electric arc welding. Additionally, students will be taught hand and stationary metal working tools. The first class will cover safety protocols and materials, as well as your goals for the term. Students should wear work boots, long sleeved cotton clothing and pants. Long hair must be tied back and please bring work gloves. Materials will be discussed at the first class.

\$330.00



SPECIAL STUDIES

Youth Glass Flame Working (Ages: 12–17)

Stephanie Maddalena

Wednesday | 4:30 PM - 6:30 PM

8 Weeks: April 07 - May 26

Learn what lampworking is all about! Starting at the very beginning, students will learn to make glass beads the way they have been made in Venice for centuries. Students will use colorful glass rods, silver and copper foils and enamels to personalize their beads. No experience is necessary, but students with some experience will have the chance to work with the instructor on more advanced techniques. Students need to wear long sleeves and pants. Must tie back hair and wear closed toe shoes.

\$310.00



DIGITAL ARTS

Three-Dimensional Drawing with SketchUp: (Ages:12-16)

Joseph Schott

Wednesday | 5:00 PM - 6:30 PM

8 Weeks: April 14 - June 02

What can you draw with SketchUp? Anything! Everything! Use Silvermine's Digital Lab to explore the easiest-to-learn Three D software - the same one used by creative professionals around the world. Within minutes you will be drawing objects. Within hours you will be drawing complex assemblies. SketchUp can be used for fun, for inventing, and for Three-Dimensional printing of your ideas. Work alongside an Architect / Inventor to begin crafting beautiful Three-Dimensional Computer models.

\$265.00

Prototyping (Ages:12-16)

Joseph Schott

Saturday | 10:00 AM - 12:00 PM

8 Weeks: April 17 - June 12

Using the woodworking studio, you will gain skills necessary to sketch ideas in two dimensions and model the same ideas in three dimensions. Learn the capabilities of tools, and equipment. Develop your ability to utilize the shop resources symphonically. Along the way, expand your knowledge of design thinking, production techniques, and the creative process. Work alongside a toolmaker / pattern maker / product designer to turn your own ideas into tangible objects.

\$290.00



MIXED MEDIA & COLLAGE

Portfolio Development: Mixed Media (Ages: 14-17)

Nomi Silverman

Saturday | 9:30 AM - 12:30 PM

6 Weeks: April 10 - May 15

This an exciting opportunity to develop and expand your drawing skills. Drawing fundamentals will be covered while experimenting with various mediums such as pen ink, pastel, conte crayon, silver point and watercolors and learning how to combine them. This is a great chance to investigate expressive and experimental mark making as well as drawing.

\$285.00

YOUTH WORKSHOPS



PAINTING & DRAWING

Earth Day Celebration Workshop! (Ages: 7-12)

Karen Siegel

Thursday | 4:00 PM - 6:00 PM

1 Day: April 22

In this joyful workshop, students will engage in projects that celebrate the natural world. We will use acrylics to make beautiful cherry blossom paintings as we discuss the new life that the spring season brings. Then, students will use recyclable materials to create bird feeders that they can hang outside their homes! We will learn about the importance of caring for our Earth by recycling and using materials that will not cause harm to our community. The school will provide all materials. Students should bring a light nut-free snack.

\$70.00



SPECIAL STUDIES

So, Your Teen Wants to go to Art School How to Navigate the Portfolio Process (Teens 14-17 Parents)

Nancy McTague-Stock

Sunday | 12:00 PM - 2:00 PM

1 Day: April 11

It can be daunting once you and your teen realize how much needs to be done to apply for a fine arts university degree program. In this informational session a variety of programs and expectations will be explored to suit the many different types of high school students. This workshop will answer many of the questions parents and students ask: When do I look at schools? When do I apply? Do I already have a portfolio? What do I need? How do I get what I need? What can I major in? Do I need to write essays? What is the difference between a BA or BFA art program in a liberal arts school and a BFA program at a fine art school from a content standpoint? If time allows, the instructor will do short, preliminary portfolio reviews after presenting the options. Come with notebook, portfolio and your questions! Price of \$95 each participant.

\$95.00



Zines for Teens (Ages: 13-17)

Elizabeth Grab

Monday | 5:00 PM - 7:00 PM

1 Day: June 07

This anarchic and punk form of 'publishing' had its heyday in the 1980s and '90s and served to tell stories that mainstream publishers didn't want to print. Zines are making another comeback today with the DIY movement. You'll see makers use them to tell stories, illustrate poetry, share info on anything from bicycle repair to consent, communicate political manifestos, create mini artists' books, and more. For this workshop, we'll cover 2 popular zine binding structures and collage your own story using the binding that you prefer.

\$100.00



MIXED MEDIA

Wild Rabbits & Bunnies (Ages: 5-10)

Marta Violette Kot

Friday | 10:00 AM - 2:00 PM

1 Day: April 2

Children will sketch and draw out-of-doors while gathering information for a painting on canvas/artist board. They will explore color mixing and values and find expression in a range of possibilities using a variety of bristles and brush strokes. They will have a chance for a free-clay exploration where imagination will be encouraged. All materials will be supplied and students should bring a HEARTY peanut free snack and a sturdy container to transport clay objects home.

\$110.00

School Break: Studio Art Jams (Ages 5-10)

Marta Violette Kot

Monday | 10:00 AM - 2:00 PM

1 Day: April 05

Tuesday | 10:00 AM - 2:00 PM

1 Day: April 06

Wednesday | 10:00 AM - 2:00 PM

1 Day: April 07

Thursday | 10:00 AM - 2:00 PM

1 Day: April 08

Friday | 10:00 AM - 2:00 PM

1 Day: April 09

Monday | 10:00 AM - 2:00 PM

1 Day: April 12

Tuesday | 10:00 AM - 2:00 PM

1 Day: April 13

Wednesday | 10:00 AM - 2:00 PM

1 Day: April 14

Thursday | 10:00 AM - 2:00 PM

1 Day: April 15

No two days are the same! The art jam sessions may include painting, drawing, printmaking, sculpture, exploring clay, collage, and more. Children may use clay, watercolor, acrylics, tempera, ink, charcoal, artist pencils, oil pastels, as well as materials made of wood, foam, glass, canvas, beads, and paper. Materials may be opaque, transparent, metallic, glittery, waxy, oily, from the natural world, glow-in-the-dark, and more. There will be exposure to works and stories about well-known artists, and instrumental music. All materials will be supplied. Students should bring a peanut-free snack. (Please consider donating an empty box for clay days – they will be wiped down the day before usage.)

\$110.00

Wild Rabbits & Bunnies (Ages: 5-10)

Marta Violette Kot

Friday | 10:00 AM - 2:00 PM

1 Day: April 2

Children will sketch and draw out-of-doors while gathering information for a painting on canvas/artist board. They will explore color mixing and values and find expression in a range of possibilities using a variety of bristles and brush strokes. They will have a chance for a free-clay exploration where imagination will be encouraged. All materials will be supplied and students should bring a HEARTY peanut free snack and a sturdy container to transport clay objects home.

\$110.00

Cherry Blossom Painting (Ages: 5-10)

Marta Violette Kot

Sunday | 11:00 AM - 2:00 PM

1 Day: April 11

In using painting techniques, children will celebrate the arrival of warm weather as seen through the magnificent blossoming of cherry trees. They will learn how to mix pale and rose pinks, copper browns, tinted whites, creamy yellows and bright greens, and more. A range of brushes will be used to create a sense of this special blooming season. All materials will be supplied. Students should bring a peanut free snack.

\$90.00

Mixed Media Tree Frogs (Ages: 5-10)

Marta Violette Kot

Sunday | 11:00 AM - 3:00 PM

1 Day: May 02

Children will study the appearance of gray tree frogs (or colorful Brush-footed Butterflies with imaginative designs) through drawing with a variety of artist materials and sculpting with clay. As these tree frogs typically emerge from their winter burrows in April, students will learn ways of camouflaging them with mottled patterns and color exploration. Imagination will be encouraged. All materials will be supplied and students should bring a HEARTY peanut free snack. Please bring a sturdy container to transport art objects home.

\$110.00



Hints of Summer's Arrival (Ages: 5-10)

Marta Violette Kot

Monday | 10:00 AM - 2:00 PM

1 Day: May 10

Children will sketch and draw out-of-doors while gathering information for a painting on canvas/artist board. They will explore color mixing and values and find expression in a range of possibilities using a variety of bristles and brush strokes. They will have a chance for a free-clay exploration where imagination will be encouraged. All materials will be supplied and students should bring a HEARTY peanut free snack and a sturdy container to transport clay objects home.

\$110.00

YOUTH ONLINE COURSES

Storyboarding for Animation & Film (Ages: 12-17)

R.Lee

Tuesday | 5:00 PM - 7:00 PM

5 Weeks: April 06 - May 04

In this class, students will learn the basic elements of story structure, utilized in both animation and film. This process will include brainstorming ideas, producing an outline, drawing a beat sheet, and finally developing a readable storyboard that will visually express the story we will be developing throughout the class. We will be both drawing and writing in this class. No prior artistic training is necessary. This workshop teaches basic pre-production skills for animation (and film), however it does not teach how to animate. It will be taught in conjunction with the course "Animation Now!" for those looking to learn more of the technical skills needed for animating.

\$150.00

Teen Animation Online 2.0 (Ages: 12-17)


R.Lee

Thursday | 5:00 PM - 8:00 PM

5 Weeks: April 08 - May 06

This is an intermediate level online animation course meant to teach those with some prior knowledge of animation more advanced techniques. Students will learn how to incorporate multiple moving elements into one piece, create morphing animation, apply lip sync and audio into their work, as well as develop a basic understanding of video editing. To participate in this class, students must have a basic understanding of the software CCAanimate (which is taught in the "Animation Now!" / "Introduction to Animation" course or learned at home with appropriate software and hardware).

\$220.00



Animation Basics (Ages: 12-17)

R.Lee

Saturday | 10:00 AM - 1:00 PM

5 Weeks: April 10 - May 08

In this beginner-level course students will learn the software and principles to make animation. Students will animate the classic ball bounce, elements effects, character walk cycles and more! No prior animation experience is necessary, though students must have access to the program Adobe Animate. Drawing tablets are not required but strongly recommended

\$220.00

Storyboarding for Animation & Film (Ages: 12-17)

R.Lee

Tuesday | 5:00 PM - 7:00 PM

5 Weeks: May 11 - June 08

In this class, students will learn the basic elements of story structure, utilized in both animation and film. This process will include brainstorming ideas, producing an outline, drawing a beat sheet, and finally developing a readable storyboard that will visually express the story we will be developing throughout the class. We will be both drawing and writing in this class. No prior artistic training is necessary. This workshop teaches basic pre-production skills for animation (and film), however it does not teach how to animate. It will be taught in conjunction with the course "Animation Now!" for those looking to learn more of the technical skills needed for animating.

\$150.00

Teen Animation Online 2.0 (Ages: 12-17)

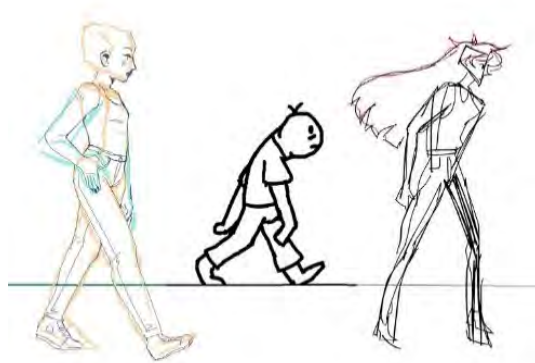
R.Lee

Thursday | 5:00 PM - 8:00 PM

5 Weeks: May 13 - June 10

This is an intermediate level online animation course meant to teach those with some prior knowledge of animation more advanced techniques. Students will learn how to incorporate multiple moving elements into one piece, create morphing animation, apply lip sync and audio into their work, as well as develop a basic understanding of video editing. To participate in this class, students must have a basic understanding of the software CCAanimate (which is taught in the "Animation Now!" / "Introduction to Animation" course or learned at home with appropriate software and hardware).

\$220.00



Animation Basics (Ages: 12-17)

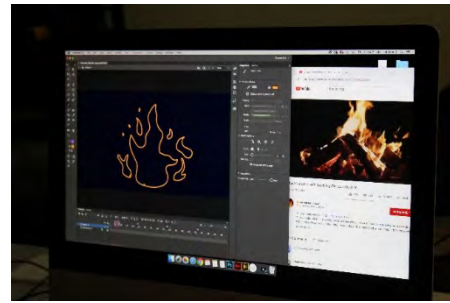
R.Lee

Saturday | 10:00 AM - 1:00 PM

4 Weeks: May 15 - June 19

In this beginner-level course students will learn the software and principles to make animation. Students will animate the classic ball bounce, elements effects, character walk cycles and more! No prior animation experience is necessary, though students must have access to the program Adobe Animate. Drawing tablets are not required but strongly recommended

\$185.00



ONLINE MUSIC COURSES

Guitar Essentials (18+)

George Nazos

Wednesday | 6:30 PM – 7:30 PM

8 Weeks: April 14 – June 02

Join this online 8-week seminar which will cover the basic skills for playing the guitar. You'll learn Fingerstyle and pick techniques, songs, chords , scales, sound and gear, improvisation , and how to play different genres.

Pre-requisites and supplies list - Students should have their own guitar.

\$400.00

Guitar Essentials (Ages: 10-18)

George Nazos

Wednesday | 5:15 PM – 6:15 PM

8 Weeks: April 14 – June 02

Join this online 8-week seminar which will cover the basic skills for playing the guitar. You'll learn Fingerstyle and pick techniques, songs, chords , scales, sound and gear, improvisation , and how to play different genres.

Pre-requisites and supplies list - Students should have their own guitar.

\$400.00



Silvermine

Silvermine Arts Center

1037 Silvermine Rd, New Canaan, CT 06840
203.966.6668 x2



@silvermineartscenter



@silvermineschoolofart



@SilvermineArts