

FALL 2021

Silvermine

School of Art

Silvermine Arts Center

Fall Session 2021

Courses: September 13 – December 17

Workshops: September 8 - December 31

Fall Session Holidays - School closed:

Yom Kippur - Thursday, September 16

Thanksgiving – Thursday, November 25 & Friday, November 26

Winter Session 2022

Begins January 10

REGISTRATION INFORMATION

Need Help Choosing the Right Course?

If you need assistance in your selection, contact the school office at 203-966-6668, x 2 or schooladmin@silvermineart.org

How to Register?

Online: www.silvermineart.org

Phone: 203-966-6668, ext. 2

NO IN-PERSON REGISTRATION, EMAIL or FAX

SCHOOL OFFICE HOURS

Monday – Friday

9 AM – 5 PM

1028 Silvermine Rd, New Canaan, CT

Phone: 203-966-6668, ext. 2

The school office is located across the street from the main building—to the left of the Silvermine Market.

GIFT CERTIFICATES

Silvermine School of Art has gift certificates available in any denomination you wish. Please call 203-966-6668, ext. 2 to purchase gift certificates.

Silvermine Arts Center

COVID-19 Assumption of Risk

COVID-19, is highly contagious and declared a worldwide pandemic by the World Health Organization. People can be infected and show no symptoms and therefore spread the disease. COVID-19 can cause serious and potentially life-threatening illness and even death. The Silvermine Arts Center cannot prevent you (or your family members) from becoming exposed to, contracting, or spreading COVID-19 while utilizing the Center's services or premises. Therefore, if you choose to utilize the Center's services and/or enter onto Center's premises you understand, acknowledge and accept the risks that you may be exposing yourself to and/or increasing your risk of contracting or spreading COVID-19.

COVID-19 Mask Requirements

Masks are required to be worn by everyone when indoors in all Silvermine buildings and studios, regardless of vaccination status. Outdoors masks are not required.

Please visit our website for more details: www.silvermineart.org

Please address inquiries regarding programs of study to:

Silvermine School of Art

1037 Silvermine Rd.

New Canaan, CT 06840-4398

Email:

schooladmin@silvermineart.org

Phone: 203-966-6668, ext. 2

SCHOOL POLICIES

Registration Fees, Enrollment Information, Course or Workshop Changes, Attendance, Cancellations, Refund information, etc.

<https://www.silvermineart.org/school/policies/>

OPEN SKETCH:

We are excited to be bringing back Open Sketch!

These sessions are open to the public ages 16 & up and provide the opportunity to work in a studio environment from a live model, in the artist's preferred medium. We have a maximum capacity of 12 students per session.

Models are of male and female genders and are nude for all bookings except the first Friday of every month.

Open Sketch sessions are all walk-in. Payment is made in cash (exact change only) or with a check made out to Silvermine School of Art. There is no payment through a credit card.

SCHEDULE:

Monday: 6:30 PM – 9:30 PM | Studio 2

No Meeting: Dec. 27

\$30

Wednesday: 1:00 PM – 4:00 PM | Studio 1

No Meeting: Nov. 24, Dec. 22

\$30

Friday: 10:00 AM – 3:30 PM | Studio 3

No Meeting: Oct 22, Nov 26, Dec 24, Dec 31

\$40

CERAMIC OPEN STUDIO & INFO:

Open Studio days, times , firing fees and information about purchasing clay

Pg. 3

UPCOMING EVENTS

Open House: September 11

Details to Follow



Family Halloween Party

Saturday, October 23

Time TBD



CONTENTS

Adult Courses	4-22
Adult Workshops	23-36
Adult Online Courses & Workshops	37
Youth Courses	38-41
Youth Workshops	42-47
Family Workshops	48

Ceramic Open Studios & Information

Fall 2021

The Ceramic Open Studio provides current students with an opportunity to practice and advance their skills outside of class time. During open studio hours, students may build on wheel, handbuilding, and glazing techniques. While there will be a studio monitor present at all times, instruction will not be provided.

Students enrolled in a current session are entitled to 3 hours of Ceramic Open Studio time for each week of the semester. **Students have access to a total of 12 open studio sessions** and will have the option of attending any open studio as listed in the schedule below.

No more than 12 students will be allowed entry to any given open studio session. Open Studio hours cannot be rolled over into other class periods and no make ups are available for missed sessions.

Open Studio Schedule

Monday

10:00 AM – 1:00 PM

4:00 PM – 7:00 PM

7:00 PM – 10:00 PM

Wednesday

4:00 PM – 7:00 PM

7:00 PM – 10:00 PM

Thursday

4:00 PM – 7:00 PM

Friday

1:00 PM – 4:00 PM

Saturday

1:00 PM – 4:00 PM

4:00 PM – 7:00 PM

Fees for Clay

25 lb. Brown Stoneware Clay \$15

25 lb. Porcelain \$24

25 lb. White Stoneware Clay \$14

Students can purchase a tool kit for \$18 at the first class.



Fees for Firing

All ceramic work fired in the school kilns are subject to a firing fee of 4 cents per cubic inch. Firing fees **MUST** be paid at the end of the semester. Credit cards will be taken upon registration to pay for all firing fees.

ADULT COURSES



PAINTING & DRAWING

Basic Techniques of Watercolors

Alex McFarlane

Monday | 9:30 AM - 12:30 PM

12 Weeks: September 13 - November 29

This course is for beginners and experienced students who want to progress. Watercolor painting is about technical skills that can be learned. There will be a demonstration at the beginning of each class. How to relax and be comfortable while using watercolors is encouraged. In addition, inventive compositions for still life, figure and landscape will be encouraged.

\$575.00

Capturing Nature: Landscape Painting to Still Life

Brian Wendler

Monday | 10:00 AM - 1:00 PM

12 Weeks: September 13 - November 29

The first half of this course we will work outdoors, weather permitting or from studies and photographs in the studio to introduce a method emphasizing aerial perspective (color's ability to represent space) using collage and paint value studies to facilitate dynamic compositions and bold color choices. The second half of the course students can continue to work on their landscapes from photos or there will be a still life set up for them. Students can work in oils or acrylics.

\$565.00

Copying from the Masters

Justin Wiest

Monday | 9:30 AM - 12:30 PM

12 Weeks: September 13 - November 29

Copying old master works was a time-tested tradition throughout the ages. Students will work from high quality reproductions and the led through a step-by-step approach to thinking and working in the old master manner. Beginning with the drawing, then capturing the slowly building the layers of paint with glazes mixed with chalk and oil, students will earn the full process, which they can the introduce into their own methods of painting. Reproductions will be provided for the students.

\$565.00

Painting with the Purest Pigment: Pastel

Christine Ivers

Monday | 1:00 PM - 4:00 PM

12 Weeks: September 13 - November 29

Explore the numerous ways to approach painting your favorite landscape or still life. Bring a photo of a scene that you would love to paint or bring the items you would like to set up in a still life and the instructor will help you bring it to life in a few short weeks. Enjoy working in a relaxed and encouraging atmosphere while learning more about atmospheric perspective, color temperature and drawing basics. Portraits worked from reference shots are also welcome. Open to all levels.

\$565.00

Acrylic Painting for Beginners

Nash Hyon

Tuesday | 1:00 PM - 4:00 PM

8 Weeks: September 14 - November 02

In this eight-week course geared towards beginning students we will explore the many techniques and tools, including non-traditional tools currently available for working with acrylic paints. Formal aspects of painting such as color and composition will also be covered. No drawing experience is needed- the goal is to enjoy the process while developing an understanding of the many benefits that acrylic paints offer.

\$400.00

Drawing: Atelier Method

Justin Wiest

Tuesday | 6:30 PM - 9:30 PM

12 Weeks: September 14 - November 30

The Atelier Method is a proven way to develop the artist's eye in a profound way while providing a clear way in which the student can check their own progress. The class will start with an introduction to the Bargue drawing system. Once the students become familiar with various drawing topics they will draw from 3D sculpture. Lastly these concepts will be applied to the live model. The students will attain a proficiency in drawing that will benefit other artistic endeavors.

\$565.00

Foundation Drawing

Matthew Shelley

Tuesday | 7:00 PM - 9:00 PM

12 Weeks: September 14 – November 30

This course will offer a comprehensive foundation in drawing for both beginners and those who wish to practice and brush up on their drawing skills. Working with a variety of dry materials, students learn to use line, value, gesture and perspective. Students will draw from observation; participants will learn to reorient their minds, focusing on the relationship of space rather than objects, working with still life, figure and landscape.

\$380.00

Intermediate Still Life/Landscape Painting

Kirill Doron

Tuesday | 10:00 AM - 1:00 PM

12 Weeks: September 14 - November 30

This course is for students with some background in drawing or painting. Working with landscape or still life, beginning oil painters will learn the fundamentals, including color, composition, form, and materials. Intermediate oil painters can hone existing skills and explore more complex challenges.

\$565.00

Introduction to the Art of Drawing

Alex McFarlane

Tuesday | 1:00 PM - 4:00 PM

12 Weeks: September 14 - November 30

We begin by learning how to measure using our eye, how to create the proportions of our subject. When applying these methods of measurement and proportion, we give drama and expression to our drawings. Learn about shading, perspective and composition. Subjects include basic forms, the figure, portrait and landscapes. Every class will start with a demonstration and individual attention to is given each student.

\$585.00

Painting with Immediacy and Boldness in Oil or Acrylic

Brian Wendler

Tuesday | 1:00 PM - 4:00 PM

12 Weeks: September 14 - November 30

Tuesday | 6:30 PM - 9:30 PM

12 Weeks: September 14 - November 30

This unique course will help painters of all levels better understand the working of color, correct values, and building forms in space with color relationships. Working from still-life set-ups or photographs of landscapes, learn to compose paintings with immediacy and boldness, through the use of value studies and a limited palette and collage. Students will receive individual instruction.

\$565.00

Watercolor Landscapes

Wendy MacCordy

Tuesday | 9:30 AM - 12:30 PM

6 Weeks: September 14 - October 19

Tuesday | 9:30 AM - 12:30 PM

6 Weeks: November 02 - December 07

The fundamentals of watercolor will be taught and the emphasis will be on becoming comfortable with the spontaneous nature of the medium. We will focus on how to capture light filled landscape paintings by using the white of the watercolor paper. Demonstrations will be given at the beginning of each class. Bring your own landscape photographs as a reference.

\$290.00

Abstract Painting: Your Choice Floral, Landscape or Figure in Symbols and Color

Dmitri Wright

Wednesday | 9:00 AM - 12:00 PM

14 Weeks: September 15 - December 15

Wednesday | 1:00 PM - 4:00 PM

14 Weeks: September 15 - December 15

Develop your own unique personal vision as an abstract painter and explore new ideas via the art of the creative process. Focus will be on the abstraction from the representative in applying one's personal perception, temperament and aesthetical beauty for more expressive freedom in chosen subject: such as figure, floral or landscape. There will be painting demonstrations and examples of color and compositional theory, in addition to playful exercises in working large, both individually and collectively. Students at all levels are welcome to work in any medium of their choice.

\$565.00

Big Picture: Choose Your Theme Figure, Landscape, or Still Life

Alex McFarlane

Wednesday | 1:00 PM - 4:00 PM

12 Weeks: September 15 - December 08

This course is ideal for someone who wants to start, execute and finish one painting or drawing. For the narrative artist, there will be a sustained pose for the entire session. The still life artist will have an individual set-up tailored to meet his or her needs. For the landscape artist, there will be individual guidance in making nature look natural. There will be demonstrations.

\$565.00

Painting 101: Foundation Painting

Alex McFarlane

Wednesday | 9:30 AM - 12:30 PM

12 Weeks: September 15 - December 08

This course is for beginning and intermediate students who want to learn the techniques and procedures necessary for painting in oils or acrylics. Basic skills in drawing, composition, mixing and applying paint will be demonstrated. Subject matter will include still life, figure, portrait and landscape. You will be guided through the foundation steps towards a satisfying work of art.***
This class will not meet on November 24 ***

\$590.00

Painting with Encaustics

Nash Hyon

Wednesday | 1:00 PM - 4:00 PM

8 Weeks: September 15 - November 03

Explore the medium that works with a mixture of beeswax and pigment, giving your paintings a beautiful surface and depth. Learn the techniques, methods and history of the medium. A demonstration will start each class, followed by time to experiment or create your own painting, with individual instruction. No painting experience necessary. The school will supply major equipment. Other supplies can be purchased locally or online. This is a small class that gives students individual attention.

\$400.00

Abstract Painting

Natasha Karpinskaia

Friday | 9:30 AM - 12:30 PM

12 Weeks: September 17 - December 10

This class is intended for anyone who wants to explore non-representational painting, to strengthen and develop their own voice as a painter, and take some risks with their painting. We will experiment with color, proportion, shapes and texture. This course is also suitable for those who want to have more confidence in their own way of painting. No prior experience necessary, appropriate to beginners to advanced painters.

\$565.00

Contemporary Impressionism and Beyond: Experience to Expression

Dmitri Wright

Friday | 9:00 AM - 12:00 PM

12 Weeks: September 17 - December 10

Friday | 1:00 PM - 4:00 PM

12 Weeks: September 17 - December 10

Develop our own unique style while discovering the philosophy and techniques used by the impressionist masters. Such methods used by the impressionists were taken from the classical and today used by the modernists are the tools you will learn from illustrative to the abstract. Students from all levels and interests, as well as those working in all materials and methods are welcomed from classical to abstract.

\$565.00

Acrylic Abstract Painting

Aleksandr Razin

Thursday | 1:00 PM - 4:00 PM

12 Weeks: September 23 - December 09

Students of all levels develop a working knowledge of abstract painting that challenges them to see and interpret in new ways. Using acrylics students will learn color, line, movement, and form, through individual instruction. Subjects include landscape and still life, as well as non-representational forms.

\$565.00

Basic Painting & Drawing

C.J. Guerin

Thursday | 1:00 PM - 4:00 PM

12 Weeks: September 23 - December 16

This course is for the beginner or returning student to learn the fundamentals of drawing and painting. We begin with basic sketching techniques enabling students to accurately record what they see, and the second half of the course will introduce painting, color mixing, paint application, glazing, texture, and aerial and linear perspective. These sessions will be aimed at creating a still life and landscape.

\$565.00

Beyond a Pretty Picture

Alex McFarlane

Thursday | 7:00 PM - 10:00 PM

12 Weeks: September 23 - December 16

You know you are good, but how do you get your painting to look like the vision in your head? This is tailored to the individual, from how you think about art to how you develop a personalized statement. Learn to analyze your vision and find a seamless balance between concept, composition and technique.

\$565.00

Broaden the View

C.J. Guerin

Thursday | 9:30 AM - 12:30 PM

12 Weeks: September 23 - December 16

This class is for students who have a working knowledge of sketching and painting. The sessions will be aimed at improving your painting through dynamic compositions, new and mixed materials, "out of the box" ideas, and various methods of working to stretch your concepts. The sessions will be aimed at landscape and still life to help you move on with your work to the next level while developing your own personal voice. There will be demonstrations and individual guidance in oil, watercolor and acrylic.

\$565.00

Drawn to Draw

Heidi Harrington

Thursday | 1:00 PM - 4:00 PM

6 Weeks: September 23 - October 28

In this course, we will explore three different drawing mediums: charcoal, graphite and pen and ink. Observation from life will be emphasized as students work from a portrait model, still life and a nude model in three two week sessions. There will be examples of artist's work and short demos each week. The course will cover focus points of tone, proportion, and composition to name a few. It is suitable for both beginner and advanced students.

\$325.00

Figure Drawing

Justin Wiest

Thursday | 9:30 AM - 12:30 PM

12 Weeks: September 23 - December 16

Learn the human figure's complex construction while heightening their ability to draw a figure from observation. Working from the model, emphasis on gesture, balance and proportion will be stressed throughout to aid in the illusion of credibility posed figures. Students should leave this class with a better understanding of the figure's key landmarks, form sense and construction as well as a greater ability to render a figure from life and from memory.

\$630.00

Introduction to Abstract Painting

Matthew Shelley

Thursday | 10:00 AM - 1:00 PM

12 Weeks: September 23 - December 16

This course offers a survey of painting approaches to familiarize students with the basic concepts of abstraction. The class will offer a wide range of methods, from partial abstraction, to gestural abstraction, to systematic abstraction. Weekly and bi-weekly assignments will offer students an overview of the techniques and ideas that define this category of painting.

\$565.00

Painting the Landscape in the Landscape

Christy Gallagher

Thursday | 10:00 AM - 1:00 PM

6 Weeks: September 23 - October 28

Painting on site, in the beautiful fall weather, is something we have been waiting for in this past year. We will paint at many local spots of interest in Fairfield County, on the water, in gardens and wooded areas and parks. Concentration will be on color and handling the medium. Looking at great artists, historical and recent, will help us understand their strategies in this most spontaneous of mediums. Darks and lights, color temperature, and how color can create space will all be emphasized. There will be end of the day critiques as well as demos to explain a point. Students with some background in using watercolor would benefit from this class.

\$290.00

Talking Heads: Portrait Painting

Heidi Harrington

Thursday | 9:30 AM - 12:30 PM

10 Weeks: September 23 - December 02

This course focuses on producing a more intimate view of a portrait. There will be individual attention as students work from a model in a four and a three week pose. Throughout the course there will be demonstrations and examples of different artists' work. Each session will focus on one pictorial objective, such as tone, composition and color as well as a focus on individual facial features. This course is suitable to all levels and will be held in our outdoor classroom.

\$555.00

Drawing & Painting in Combination

Alex McFarlane

Saturday | 9:30 AM - 12:30 PM

12 Weeks: September 25 - December 11

This course is designed to instruct students in the fundamentals of drawing, composition and the basic techniques of painting. Mixing and applying paint will be demonstrated. Subjects such as still life, figure and landscape will be covered. Those who wish to draw exclusively are guided from a beginning thumbnail to a finished presentation. Likewise, the painters will learn their craft step-by-step.

\$565.00

Sculptural Figure Painting

Dean Fisher

Wednesday | 9:30 AM - 12:30 PM

8 Weeks: October 13 - December 08

Beginning with the fundamentals of developing good realistic drawing, skills which is the backbone behind convincing figure painting. We will concentrate capturing gesture, proportions and solid form rendering. Once we begin painting the focus will be on exploring and exploiting principles of color, light and shade and the sculptural use of paint to create dynamic, three- dimensional, convincingly realistic figure and portrait paintings. There will be discussion, demonstrations, critiques and individualized instruction geared to the level of each student.

\$540.00

Drawing & Painting the Figure

Nomi Silverman

Thursday | 1:00 PM - 4:00 PM

8 Weeks: October 14 - December 09

Students learn to “see” the figure; investigate the complex color of skin and how to paint or draw it. Tonal work to develop limited and full color studies identifying and understanding warm and cool color values in the figure. Proportions, articulation and flow, planes, values and the systematic construction of the human form will be covered. Students can work with a medium of their choice.

\$460.00



PRINTMAKING

Experimental Intaglio Printmaking Techniques

David Gesualdi

Monday | 10:00 AM - 1:00 PM

12 Weeks: September 13 - December 06

Students will be encouraged to experiment with the wide range of materials and tools that can be utilized to create intaglio printing plates. Demonstrations will be given in etching, drypoint, carborundum aquatint, embossing, and collagraph. Various mark making techniques will be introduced using traditional etching and engraving tools to experimental methods including, flexible shaft grinders and other motorized tools. All these techniques can be utilized to produce an unlimited variety of lines, tone and textures. The plates will be printed on press and a wide range of printing techniques will be demonstrated.

\$650.00

The Painterly Print: Adventures in Printmaking

Nancy McTague-Stock

Tuesday | 1:00 PM - 4:00 PM

4 Weeks: September 14 - October 05

Many people who paint wonder what printmaking is all about. This class is suited for everyone from beginners to artists who have had previous work in painting, drawing or printmaking. We will learn how to navigate everything from color concepts to the many different genres possible such as still life, landscape, interiors, portraiture and abstraction. Come join Nancy as she infuses you with passion for this media!

\$260.00

Monotype Printmaking

Natasha Karpinskaia

Thursday | 9:30 AM - 12:30 PM

12 Weeks: September 23 - December 16

Thursday | 1:00 PM - 4:00 PM

12 Weeks: September 23 - December 16

Participants will learn all the basic techniques for creating monotypes: multiple plates, chine colle', stencils and viscosity. It will focus on practicing, experimenting and letting the process lead you to new innovations. Discover endless possibilities as you print more. Emphasis is given to helping each student develop a personal knowledge of the process.

\$605.00

Explorations in Printmaking

Nancy McTague-Stock

Tuesday | 1:00 PM - 4:00 PM

4 Weeks: October 12 - November 02

Printmaking is not scary or complicated! It is the one medium that requires no former experience. In this course, Nancy will introduce you to many different ways to express your ideas through printmaking methods. You can even bring your love for any other media to this class to create mixed media works. Limiting the number of students, Nancy has the ability to work with each of you individually. This fun class will enable you explore many new ways to create using a printing press! Limited to six.

\$260.00



CERAMICS

On & Off the Potter's Wheel for All Levels

Jon Puzzuoli

Monday | 1:00 PM - 4:00 PM

12 Weeks: September 13 - November 29

Whether you've never touched clay or have been at it for years, this class will accommodate your needs. The initial focus of the class will be on the potter's wheel and will then transition to exploration of handbuilding techniques, with an emphasis on slab work. Beginners will be taught foundational wheel skills, general pottery techniques and gain an understanding of the complete ceramic process. For those who have more experience, the class will focus on complex forms, various surface treatments and advanced glazing methods. Class demos as well as individual instruction will be provided.

\$570.00

Exploring Functional Pots: Wheel Throwing

Rob Pursell

Tuesday | 9:00 AM - 12:00 PM

12 Weeks: September 14 - November 30

Tuesday | 12:30 PM - 3:30 PM

12 Weeks: September 14 - November 30

Focusing on functional forms we will explore pots for daily use. Group discussion will drive demonstrations including wheel throwing and hand-building techniques, altering, decorating, and glazing. Basic proficiency expected as students will work individually towards advancing technical skills and developing personal style to create pieces that excite.

\$570.00

Exploring Soda Firing

Jon Puzzuoli

Tuesday | 3:45 PM – 6:45 PM

12 Weeks: September 14 - November 30

Create work, glaze and fire your pottery in our newly built Soda Kiln and learn about this unique firing process from beginning to end. During the beginning of the semester we design work with this firing method in mind. Weekly demos will refine your skills and individual instruction. Mid semester, we will explore flashing slips and 7 new glazes, including new crystalline matte and ash glazes. As a class we will then prep for the firing and strategically load the kiln. At the end of the semester, we will fire the kiln collectively and participate in adding wood, baking soda and salt through the kilning. The class will also have access to the gas reduction kiln.

\$650.00

Potter's Wheel for All Levels

Jon Puzzuoli

Tuesday | 7:00 PM - 10:00 PM

12 Weeks: September 14 - November 30

Thursday | 7:00 PM - 10:00 PM

12 Weeks: September 23 - December 09

Whether you are new to the potter's wheel or wish to build upon your existing skills, this class will fill your needs. Beginners will be taught the important skills needed to create a vessel on the wheel. For those who have more experience, the class will focus on more complex shapes, various surface textures and alternative glazing methods. Class demos as well as individual instruction will be provided.

\$570.00

Intermediate & Advanced Ceramics

Heather Houston

Wednesday | 9:30 AM - 12:30 PM

12 Weeks: September 15 - December 08

Explore the process of intermediate to advanced throwing, hand building, construction and glazing techniques. Students will build on basic skills to learn how to make complex forms and interesting shapes using both hand building and wheel throwing techniques. Everyone will receive individual instruction in addition to class demos and will be encouraged to work independently on projects.

\$570.00

Wheel Throwing and Hand Building: Beginning and Intermediate

Lynda James Carroll

Wednesday | 1:00 PM - 4:00 PM

12 Weeks: September 15 - December 08

Beginner and Intermediate students will explore a variety of wheel throwing, hand building, and surfacing, and glazing techniques will be covered. The emphasis is on using skills to build pieces on and off the wheel. Personal creativity will be encouraged.

\$570.00

Beyond the Fundamentals of Pottery

Clare Lewis

Friday | 10:00 AM - 1:00 PM

12 Weeks: September 17 - December 10

Have fun while refreshing your basic skills and learning more advanced throwing. Demonstrations and individual help are offered to bring out the best in your projects and ideas, whether functional or sculptural. A variety of decorating and forming techniques, as well as glazing, will be addressed. The focus is on discovering your personal style and moving up to the next level.

\$570.00

Wheel Throwing for the Total Beginner

Wendy Hower

Saturday | 10:00 AM - 1:00 PM

6 Weeks: September 18 - October 23

Have you ever wanted to try something just for the day? In this one-day workshop for the total beginner, you can get your hands in clay as we construct and throw some simple clay forms. Learn basic throwing techniques to create your own piece of pottery. No experience needed. The school provides the clay.

\$300.00

Pottery & Vessel Sculpture: Intermediate to Advanced

Keiko Ashida

Thursday | 10:00 AM - 1:00 PM

12 Weeks: September 23 - December 16

Intermediate and advanced students will explore alternative methods. A variety of wheel throwing, hand building, and surfacing, and glazing techniques will be covered. The emphasis is on using skills to build vessel sculptures on and off the wheel. Personal creativity will be encouraged.

\$570.00

Basic Pottery

Peter Lopatin

Saturday | 10:00 AM - 1:00 PM

6 Weeks: November 06 - December 11

Designed for both the newcomer and those with a little experience, this class will focus on wheel throwing basics. Novices will learn key foundational skills needed to throw, trim, and glaze vessels. Beginning potters with some wheel experience can refine their technique and work towards greater proficiency and consistency. Students will progress at their own pace through individualized guidance and support. With an emphasis on fundamentals, we'll begin to explore the dynamic and transformative process of creating functional art from a lump of clay.

\$300.00



WOODWORKING

Introduction to Woodworking

Mark Andreas

Monday | 9:30 AM - 12:30 PM

8 Weeks: October 25 - December 13

There are many mediums in sculpture but none so versatile as wood. Bent, carved, glued, or fastened, wood has been holding up the world we live in. This class is designed to engage the student in the many facets of this wonderful material including many of the tools and techniques used in working with it. All levels of experience are welcome.

\$440.00

Furniture Building & the Art of Carpentry

Mark Andreas

Tuesday | 1:30 PM - 4:30 PM

8 Weeks: October 26 - December 14

Tuesday | 7:00 PM - 10:00 PM

8 Weeks: October 26 - December 14

Students with no experience working with wood will set an introduction to tools and equipment. There will be lectures and demonstrations throughout the course. Learn to create furniture out of wood using hand and power tools. Materials discussed at the first class.

\$440.00



METAL & SCULPTURE

Methods and Materials in Sculpture

Justin Perlman

Monday | 1:30 PM - 4:30 PM

12 Weeks: September 13 - November 29

This class is an opportunity for novice and advanced student alike to explore new tools and materials in the world of three-dimensional art. Whether you are interested in classical art or modernist work, this class will help you develop a work of sculpture in whatever material you choose. Emphasis will be on the techniques and the usage of tools for the given medium. From stone carving to welded steel, from two-inch model to large-scale work, this class offers a wide range for the student's interests.

\$415.00

Sculpture and Bronze Casting

Justin Perlman

Monday | 10:00 AM - 1:00 PM

12 Weeks: September 13 - November 29

This course provides an exploration of the art, techniques and practices based on traditional methods of lost wax bronze casting. Students will prepare a wax object, create the mold, and cast sculptural pieces in bronze. After the pour, students will have the opportunity to finish their bronze sculpture. Students will leave with one small bronze sculpture. There is an additional fee for all bronze including gating once your artwork is poured. Fee depends on weight and market value of the bronze. Additional fee must be paid at the end of the semester.

\$810.00

All Levels: Metal Sculpture

Justin Perlman

Tuesday | 6:30 PM - 10:00 PM

6 Weeks: September 14 - October 19

All levels will learn the methods and techniques to create traditional, contemporary and functional three-dimensional pieces of art. There will be demonstrations of various pieces of equipment, including oxy-acetylene and electric arc welding. Among many other lessons, forging, will introduce students to the concept of annealing and hardening of metal. Students should wear work boots, long sleeved cotton clothing, and bring work gloves. Long hair must be tied back. Materials will be discussed at the first class.

\$355.00

All Levels: Metal Sculpture

Justin Perlman

Saturday | 9:00 AM - 1:00 PM

12 Weeks: September 18 - December 01

All levels will learn the methods and techniques to create traditional, contemporary and functional three-dimensional pieces of art. There will be demonstrations of various pieces of equipment, including oxy-acetylene and electric arc welding. Among many other lessons, forging, will introduce students to the concept of annealing and hardening of metal. Students should wear work boots, long sleeved cotton clothing, and bring work gloves. Long hair must be tied back. Materials will be discussed at the first class.

\$605.00

The Art of Stone Sculpture

Andrew Davis

Thursday | 10:00 AM - 2:00 PM

12 Weeks: September 23 - December 16

Students will learn, through hands-on experience and demonstrations, this timeless art of sculpting stone and working with various types of stone. Experience hand and power tools while executing a stone piece. You will be taken through the entire process from stone selection to carving and polishing.

\$725.00

The Art of Stone Sculpture

Andrew Davis

Thursday | 7:00 PM - 10:00 PM

12 Weeks: September 23 - December 16

Students will learn, through hands-on experience and demonstrations, this timeless art of sculpting stone and working with various types of stone. Experience hand and power tools while executing a stone piece. You will be taken through the entire process from stone selection to carving and polishing.

\$570.00

Introduction to Figure Sculpture and Casting

Mark Andreas

Monday | 1:00 PM - 4:00 PM

8 Weeks: October 25 - December 13

This course will introduce students to the traditional techniques of figure sculpture. Students will create a figure sculpture in clay with the inspiration of a live model. After students complete their clay model, they will learn the process of casting their clay sculpture in plaster and then producing duplicates, such as a wax for bronze casting or a traditional waste mold. There will be an additional fee for firing pieces.

\$465.00

Metal Sculpture All Levels

Mark Andreas

Monday | 7:00 PM - 10:00 PM

8 Weeks: October 25 - December 13

Tuesday | 9:00 AM - 1:00 PM

8 Weeks: October 26 - December 14

Learn the methods and techniques to create traditional, contemporary and functional three-dimensional pieces of art. There will be demonstrations of various pieces of equipment, including oxy-acetylene and electric arc welding. Students should wear cotton clothing with long-sleeves and long pants, work boots and no open toed shoes. Long hair must be tied back. Bring work gloves. Materials discussed at the first class.



\$440.00

SPECIAL STUDIES

Introduction to Japanese Brush Painting Sumi-e

Maj Kalfus

Tuesday | 10:00 AM - 12:00 PM
5 Weeks: September 14 - October 12

Tuesday | 10:00 AM - 12:00 PM
5 Weeks: November 02 - November 30

Through the simplicity of minimalist brush strokes, learn the techniques used in the ancient art of brush painting known as Sumi-e . The art of brush painting aims at depicting the spirit of a subject through balance, rhythm and harmony. The techniques will be demonstrated in five consecutive classes exploring the use of brush, ink and rice paper. Students will learn to depict traditional images from nature such as orchids, bamboo, chrysanthemums and plum trees...mastering the unique brush strokes to execute each. Students will learn to use the distinctive Sumi-e materials: learn to make ink with ink sticks, learn about the different brush styles and how to hold them and how to utilize rice paper.

\$180.00

Glass Working: All Levels

Stephanie Maddalena

Wednesday | 1:00 PM - 4:00 PM
12 Weeks: September 15 - December 01

Learn what lampworking is all about! Starting at the very beginning, students will learn to make glass beads the way they have been made in Venice for centuries. Students will use colorful glass rods, silver and copper foils and enamels to personalize their beads. No experience is necessary, but students with some experience will have the chance to work with the instructor on more advanced techniques. Please wear cotton clothing, tie long hair back and wear closed-toe shoes. The school will provide all materials.

\$605.00

Sogetsu Ikebana: The Japanese Art of Flower Arrangement

Shizue Pleasanton

Wednesday | 10:00 AM - 12:00 PM
12 Weeks: September 15 - December 01

Sogetsu Ikebana is much more than "Japanese flower arranging," it is a modern form of an ancient art of sculpture with living materials. Students will learn the traditional principles and aesthetic disciplines, combined with creative energies to capture, express and enhance natural beauty. Students should bring vessels, shears, pin-holders and plant materials or you can purchase some plant materials from the instructor for a nominal cost.

\$440.00

The Oblique Pointed Pen: Ornamental Handwriting

Moki Kokoris

Wednesday | 1:00 PM - 3:00 PM
6 Weeks: September 15 - October 20

The Engrosser's Script, is a beautiful flowing script with letterforms composed of delicate hairline strokes and contrasting thicker downward strokes. It originated in Italy in the 17th century, where it rapidly became the dominant writing style because of a growing commercial need for a script that could be written quickly. With the blunt-edge Italic nib used for earlier scripts, variations in width were created by frequently lifting the nib to change its angle on the paper.

\$210.00

Traditional Calligraphy: The Humanist Hand

Moki Kokoris

Wednesday | 10:00 AM - 12:00 PM

6 Weeks: September 15 - October 20

Calligraphy is a delicate and elegant yet endangered craft. This course is an introduction to the art form's true meaning: calli- kalos in Greek, meaning "fine," and -graphy from the Greek grapho meaning "to write." Following an old-school philosophy, and beginning with the fundamental methods and principles of the calligrapher's implements and materials, students will be taught key calligraphy terms, structural guidelines, scale, angles, direction and basic pen strokes. Starting with the dual-pencil technique, the class will progress to the broad-edged calligraphy marker and eventually to the steel nib liquid ink. No prior experience or skills are necessary. The only prerequisites are enthusiasm and the willingness to learn the skills needed to create beautiful letters.

\$210.00

Ornamental Brush Pen Lettering

Moki Kokoris

Wednesday | 1:00 PM - 3:00 PM

6 Weeks: October 27 - December 08

Brush Pen Lettering is a more contemporary and popular form of writing, often referred to as "modern calligraphy." Perfect for beginners, brush pen lettering is much less rigid in form, allowing the writer's personal style to come through. In this course, students will learn about different brush pen types, the stylized alphabet, and how to vary the strokes and pressure to create movement as we explore the wide spectrum of writing - from casual scripts through decorative freestyle forms to bold expression. Make a statement! Be daring! Be free! As Pablo Picasso said, "Learn the rules like a pro so you can break them like an artist."

\$210.00

Traditional Calligraphy: The Blackletter Hand(script)

Moki Kokoris

Wednesday | 10:00 AM - 12:00 PM

6 Weeks: October 27 - December 08

Blackletter is a Gothic script composed of simple yet distinctive strokes using a broad-nib pen, also known as chisel-tip. Nearly 1000 years old, Blackletter is what we often think of in association with medieval European manuscripts. We will begin with the highly approachable minuscule (lowercase) Blackletter alphabet. Classes will be spent covering variations of serifs and majuscule (capital) letters. This course is suitable for the beginner, and can also make a wonderful addition to the repertoire of the more experienced calligrapher.

\$210.00



PHOTOGRAPHY & DIGITAL ARTS

Dark Room Photography

Bruce Dunbar

Wednesday | 9:30 AM – 12:30 PM

12 Weeks: September 15 – December 08

This is an all-level course for those wishing to learn or refine their techniques and ideas. Emphasis is placed on the printing process and presentation of images. Demonstrations, critiques, and slide lecture presentations will be given as a means to investigate creativity, as well as to gain insight into creating ideas and understanding concepts of black and white photographs. Students provide camera, film, and printing paper.

\$620.00

Ghost Photography NS Other Haunting Techniques

Luciana McClure

Saturday | 2:00 PM – 4:30 PM

5 Weeks: September 18 – October 23

This class will invite students to learn about the technique of ghost photography through the use of double, long exposure and movement. Students will also be introduced to the history behind spirit photography.

Camera and/or iPhone required.

\$275.00

Grey Landscape

Luciana McClure

Saturday | 2:00 PM – 4:30 PM

5 Weeks: November 06 – December 11

Join us for this class as we discover and learn about the use of natural light when creating landscapes in overcast grey days. We will be looking at a number of photographs under varied light and weather conditions, while understating the ways you can utilize your camera to have full control while addressing the ways light affect your photograph. Students will develop a small body of black, white and grey work, learn about editing their landscapes in Lightroom and learn about landscape composition under a grey scale.

\$275.00



JEWELRY & METAL ARTS

Basic Jewelry & Silversmithing

Gail Bradshaw

Monday | 10:00 AM - 1:00 PM

12 Weeks: September 13 - December 06

This course will introduce beginning students to the exciting world of making jewelry. In addition to learning fabrication techniques, students will come away with a new appreciation for handcrafted jewelry. Through demonstrations and hands on experience, students will acquire basic metalsmithing and jewelry skills. Projects are tailored to build proficiency with techniques and tools. The focus will be on learning the fundamentals – sawing, drilling, filing, riveting, soldering, basic bezel construction, and finishing. Sawing is the first task is, which can be challenging initially - however it is a critical element of jewelry fabrication. Projects include a riveted design for acquiring basic skills, followed by fabricating a bezel for a cabochon. Additional projects will be incorporated if time allows. No experience necessary.

\$570.00

Intermediate Jewelry & Silversmithing

Gail Bradshaw

Monday | 6:30 PM – 9:30 PM

12 Weeks: September 13 – December 06

Wednesday | 10:00 AM – 1:00 PM

12 Weeks: September 15 – December 08

Wednesday | 1:30 PM – 4:30 PM

12 Weeks: September 15 – December 08

This intermediate jewelry class is designed to build on metalworking skills learned in the Basic Jewelry course, with the goal of refining proficiency and adding more advanced jewelry techniques and design abilities. Project choices are flexible focusing on student needs and enhancing the student's skill set. The school will provide base metal (nickel, brass, copper) and silver will be purchased from the instructor. Plan for cash purchases of \$20-\$40, depending on quantity of metal used. Requirements: Basic Jewelry Silversmithing or equivalent or approval from instructor.

\$570.00

Enameling on the Edge: Intermediate Level

Gail Bradshaw

Tuesday | 10:00 AM - 1:00 PM

12 Weeks: September 14 - November 30

This intermediate technique-based course will continue the exploration of traditional enamel skills, such as cloisonné and champlevé. In addition, newer enameling procedures will be introduced. Classes are small so register early. Open to only experienced enamellists.

\$580.00

Complex Flower Pendant

Maureen Henriques

Friday | 10:00 AM - 2:00 PM

6 Weeks: September 24 - October 29

Friday | 10:00 AM - 2:00 PM

7 Weeks: November 05 - December 17

In this 6 week class, students will learn a variety of jewelry fundamentals and techniques, including but not limited to, soldering, sand casting, creating realistic flowers from sterling sheet, making chain and bezel setting. Each week we will accomplish one section of the pendant, with the last week devoted to assembly, patina, polishing and stone setting. (please note stones will vary in shape, size and color).

\$420.00

ADULT WORKSHOPS



PAINTING & DRAWING

Introduction to Encaustic Painting (Hot Wax)

Nash Hyon

Sunday | 10:00 AM - 3:00 PM

1 Day: September 12

Love how encaustic paintings look? Want to know more about it and try it out without a large investment of time or materials? In this workshop you will learn all the basics including, tools, techniques, and safety. After demonstrations, you will have time to work hands-on with this unique and historic medium that is gaining popularity among all types of artists. The school will supply all of the equipment. Please see our website for additional materials you should bring.

\$160.00

One Night Stand: Fluid Acrylic Pours

Nash Hyon

Friday | 7:00 PM - 9:00 PM
1 Day: September 17

Friday | 7:00 PM - 9:00 PM
1 Day: November 12

Friday | 7:00 PM - 9:00 PM
1 Day: October 08

Friday | 7:00 PM - 9:00 PM
1 Day: December 03

Come learn the techniques, tips and tricks of acrylic pours in this fun, interactive workshop. Learn various techniques to create abstract paintings without any painting experience. Each person will do two different pours on canvas that create multi-colored abstract designs. Please come dressed for mess. Bring two pizza boxes that fits two 12 x 12 canvases to take home wet artwork.

\$60.00

One Night Stand: Painting the Landscape to Live Music

Karen Siegel

Friday | 6:30 AM - 8:30 AM
1 Day: September 24

Learn how to paint a landscape step-by-step. We will explore various watercolor techniques including color mixing and shading while professional acoustic bass musician will improvise during the class. Discover your creative process in a relaxed environment while listening to live music! Music by Mary McSweeney.

\$60.00

Beginning Watercolors

Wendy MacCordy

Saturday, Sunday | 10:00 AM - 1:00 PM
2 Days: October 02 - October 03

Experience the fun of watercolor painting. This workshop is designed for students who are beginners in watercolors and would like to learn the fundamentals of the medium. We will explore watercolor materials, techniques, and color mixing in a relaxed atmosphere. There will be demonstrations every day and lots of individual attention. Bring your own photographs for painting inspiration.

\$170.00

Painting Creatively from Photos | Oil and Acrylic Workshop

Souby Boski

Saturday | 10:30 AM - 3:30 PM
1 Day: October 02

Most artists use source photos in some capacity when they work, whether to jog their memory of a particular place and time or to record specific visual details to incorporate in later pieces. In this workshop students will learn to paint in a creative, personal, and expressive way using reference photographs - freeing them from copying. Learn to dismiss the sense of obligation to show exactly what is depicted in the photo and feel free and inspired to manipulate the composition, assuring vitality and making the painting your personal creation. Bring several canvases and reference photos. A suggested materials list will be provide upon registration.

\$170.00

Silvermine Saturday: Fluid Acrylic Pours

Nash Hyon

Saturday | 2:00 PM - 4:00 PM

1 Day: October 09

Saturday | 2:00 PM – 4:00 PM

1 Day: December 04

Come learn the techniques, tips and tricks of acrylic pours in this fun, interactive workshop. Learn various techniques to create abstract paintings without any painting experience. Each person will do two different pours on canvas that create multi-colored abstract designs. Please come dressed for mess. Bring two pizza boxes that fits two 12 x 12 canvases to take home wet artwork. Ages 16+ are welcomed to join this workshop!

\$60.00

Abstract Flowers

Lenny Moskowitz

Sunday | 10:00 AM - 3:00 PM

1 Day: October 10

This one-day workshop is about exploring drawing, painting, and collaging flowers. Previous art experience is not necessary but coming to the workshop with an open and playful mindset is. We will be dealing with some basics of value, color, and playfulness. Some of the techniques we will be using will be drawing, crayoning, and collaging—a real mixed-media assortment. This class is suited for someone who is looking to loosen up and add to their repertoire of techniques.

\$120.00

Artistic Anatomy Workshop

Justin Wiest

Saturday, Sunday | 10:00 AM - 2:00 PM

2 Days: October 16 - October 17

This class will observe and draw the figure model while referring to anatomical charts and models. The goal of the workshop is for the individual artist to be able conceive a figure in their mind's eye and apply their observations of the live model to it. Each day will feature a specific anatomical topic and exercise. Historical approaches and techniques will be covered as well. All levels are welcome.

\$255.00

Silvermine Saturday: Fluid Acrylic Pours II

Nash Hyon

Saturday | 2:00 PM - 4:00 PM

1 Day: October 16

Saturday | 2:00 PM - 4:00 PM

1 Day: December 11

Loved doing fluid acrylic pours? Acrylic Pours II will go beyond the "dirty" pour technique to two new ways to create unique, multi-colored abstract designs on canvas. The school supplies all materials but please bring boxes (pizza ones work best) or metal roasting pan that fits two 12 x 12 canvases to bring your WET canvases home while keeping them flat. Dress for a mess! Participant should have attended Acrylic Pour I.

\$60.00

The Deep Dive: Painting a Series

Souby Boski

Saturday | 10:30 AM - 3:30 PM

1 Day: November 13

Let's really explore a subject and think deeply about it. Let's develop your ideas fully and see just how far you can push those ideas. The closer you look the more fascinating your explorations will become. In this weekend workshop we will learn how working in a series gives you a plan, a direction, a goal and the confidence to explore different angles, perspectives, contexts, etc. By studying your subject and painting it more than once you are better able to interpret it on a higher level. You have to try new ideas, techniques, colors, etc. Try to find something that has a personal emotional connection. Have several canvases and a selection of reference photos of the same subject. Suggested materials list provided upon registration.

\$170.00

Classical Still Life

Justin Wiest

Saturday, Sunday | 10:00 AM - 2:30 PM

2 Days: November 20 - November 21

This demonstration will deal with making a painting front start to finish. How to conceive and record initial ideas while editing the composition. Lighting and atmosphere are very important elements that often are ignored. Tips will be given on how to make your personal space or studio optimal for still life painting. Viewers are encouraged to paint along with the instructor and to text questions text questions that will be addressed in real time.

\$145.00



PRINTMAKING

Silvermine Saturday: Gel Plate Printing

Nash Hyon

Saturday | 2:00 PM - 4:00 PM

1 Day: November 13

No experience needed! In this new, fun two hour workshop we will experience the magic of printing in multiple colors, design, textures and transfers using the gel plate. With water based paints multiple layers will be created by printing the same paper over and over. When these dry, the prints may be used for collage, cards, gift wrap or framed as finished artwork. You will be amazed at what you can make during the two hours of this workshop.

\$60.00

Silvermine Saturday: Gel Plate Printing II

Nash Hyon

Saturday | 2:00 PM - 4:00 PM

1 Day: November 20

In this new 2 hour Friday night class we will take all those wonderful gel plate prints that you made and create a collage "painting" on artists panel. We will use acrylic medium and a limited selection of colors for over painting and/or to use with stencils. Have fun and create a finished piece suitable for framing. Must have taken Gel Plate I to sign up.

\$60.00

One Night Stand: Creating Holiday Notecards & Gift Tags

Nancy McTague-Stock

Friday | 7:00 PM - 9:00 PM

1 Day: December 03

Using the monotype process and further embellishing with gold ink and watercolors, you will learn how to make different types of images to create special cards or tags for the holiday season. Your cards will be treasured by those who receive them! Each student will be able to go home with 8-15 note cards and/or gift tags, all ready to be mailed or attached to packages! All levels are welcome.

\$60.00



CERAMICS

Wheel Throwing Workshop

Wendy Hower

Sunday | 10:00 AM - 3:00 PM

1 Day: September 12

Have you ever wanted to try something just for the day? In this one-day workshop for the total beginner, you can get your hands in clay as we construct and throw some simple clay forms. Learn basic throwing techniques to create your own piece of pottery. No experience needed.

\$155.00

One Night Stand: On the Potter's Wheel

Jon Puzzuoli

Friday | 7:00 PM - 9:00 PM

1 Day: September 17

Friday | 7:00 PM - 9:00 PM

1 Day: September 24

Friday | 7:00 PM - 9:00 PM

1 Day: October 08

Friday | 7:00 PM - 9:00 PM

1 Day: October 22

Friday | 7:00 PM - 9:00 PM
1 Day: November 05

Friday | 7:00 PM - 9:00 PM
1 Day: November 19

Friday | 7:00 PM - 9:00 PM
1 Day: December 03

Friday | 7:00 PM - 9:00 PM
1 Day: December 17

Join us for a fun evening out with friends or family! The evening will start with a wheel throwing demonstration followed by an opportunity for you to learn how to throw on the potter's wheel. You'll create your very own bowl(s) which we will glaze and fire for you to pick up at a later date. We promise you'll have a blast and it will be a different experience for you. Bring a friend, family member or a date, and enjoy the evening. The pieces will take four to six weeks to fire, and the school office will notify you when pieces are ready to be picked up.

\$60.00

Raku Workshop

Jon Puzzuoli

Sunday | 10:00 AM - 3:00 PM
1 Day: September 26

Sunday | 10:00 AM - 3:00 PM
1 Day: October 24

Students bring their bisque pieces and spend the day glazing and firing in the raku kiln. We will do a combination of firings: traditional raku, and fuming techniques using horsehair and feathers. Students should use white stoneware clay, which may be purchased in advance. Pieces can be bisque fired in Silvermine's kiln two weeks prior to the date of the workshop. We will accommodate as many firings as the day allows. Expect to get at least 5 medium size (approx. 8 x 8 x 8 inches would be considered medium size) pieces fired. Pieces should be based on cylindrical forms, not flat, or over 10 lbs. Students must wear cotton clothing that covers arms and legs, sturdy shoes, and hair must be tied back. To withdraw, students must notify the school office two weeks prior to the workshop date to receive a refund or credit. Rain date will be decided at a later date.

\$180.00

Texture Tiles

Wendy Hower

Sunday | 10:00 AM - 4:00 PM
1 Day: October 03

Come spend the day learning different ways to create textures on your work. We will be using porcelain tiles for the workshop to provide the best contrast in texture for the different techniques we will be exploring. Carving, rolling, sculpting and shellac are only a few of the many ways you can enhance your pieces.

\$155.00

Making Teapots

Keiko Ashida

Sunday | 10:00 AM - 3:00 PM
2 Day: October 10 & October 17

This two-day, workshop will lead students through the complete process of creating a teapot. This workshop will be wheel-based. Discussion, demonstration, worktime will guide your exploration of this compelling ceramic form. The workshop is great for intermediate to advanced students. If you have experience already, here is your chance to open up your concept of the teapot to consider the range of design expressive choices. If you've been working toward making your first-ever teapot, and you have some experience on the wheel, here is your chance for encouragement, insight, practical tips.

\$220.00

Ceramic Basket Weaving

Wendy Hower

Sunday | 10:00 AM - 4:00 PM

1 Day: November 14

Ever wondered how ceramic woven baskets are created? This fun all hands-on workshop will have you weaving clay in no time. Come spend the day with me as we weave our ceramic baskets, plates and more.

\$155.00



MIXED MEDIA & COLLAGE

Value in Mixed Media

Lenny Moskowitz

Sunday | 10:00 AM - 1:00 PM

1 Days: October 24

In this workshop students are encouraged to abandon judgment, and instead playfully explore art-making. Working through a combination of drawing, collage, paint, and mixed media techniques this workshop is intended to lead to inventive personal expression. Course includes demonstrations in collage technique, value study, collage paint, and simplified drawing.

\$80.00

Creative Aging: Collage & Conversation

Judith Weber

Friday | 10:00 AM - 12:30 PM

2 Days: November 05 & November 12

Share your stories and bring them to life working with collage, mixed media, and mono-printing. Create your own painted papers, explore stenciling, layering textured surfaces, and integrate ephemera into your work. Demonstrations will help you to discover, explore and sharpen your skills while printing, pasting, and painting with a new relaxed approach. Individual guidance will be ongoing and all levels are welcome to join! Creative Aging workshops are designed to connect to your inner artist! We all have one and through exploration and play you can not only create beautiful work but gain a sense of wonderment about the lives we have lived.

\$145.00

Creative Aging: Create Your Book of Memories

Judith Weber

Friday | 10:00 AM - 12:30 PM

2 Days: December 03 & December 10

Embrace your creativity and bring your memories to the craft table. Working with photocopies of your favorite people and places, images sourced from magazines, found objects and odds and

ends, you will explore photo-transfer, mixed-media techniques, mono-printing and layering as you cut, paste, and collage your own personal story while sharpening your crafting skills. Individual guidance will be on-going, and all levels are welcome to join! Creative Aging workshops are designed to connect to your inner artist! We all have one and through exploration and play you can not only create beautiful work but gain a sense of wonderment about the lives we have lived.



\$145.00

WOODWORKING

Introduction to Furniture Making Workshop

Mark Andreas

Saturday, Sunday | 10:00 AM - 3:00 PM

2 Days: September 18 - September 19

Build a simple table in the while learning all the basics of furniture making from equipment safety to choosing wood and milling your pieces. Through demonstrations of equipment and safety rules you will create a one-of-a-kind wooden piece. Long hair must be tied back. Bring work gloves. All materials will be provided.

\$250.00



METAL & SCULPTURE

Carving the Human Head & Figure in Stone

David Gesualdi

Thursday, Friday | 10:00 AM - 3:00 PM

2 Days: September 09 - September 10

Using their choice of marble, limestone, or alabaster, students will be introduced to a wide range of stone carving techniques geared to the carving of the human head and figure in stone. Hand tools, as well as pneumatic air hammers, will be used and demonstrated throughout the entire process. Students will be guided from the roughing out of the general planes of the head and figure through to the carving of the individual features and details. A wide variety of traditional stone carving and finishing techniques will be demonstrated. For students who do not already have a stone for use in the workshop. 30 to 40 lb. blocks of Vermont marble or Indiana limestone will be available for purchase. For students who do not have their own tools. A wide variety of tools will be available for students to use during the workshop.

\$250.00

A Day to Weld!

Justin Perlman

Sunday | 10:00 AM - 1:00 PM

1 Day: September 12

Sunday | 10:00 AM - 1:00 PM

1 Day: December 19

This workshop is for beginning students. If you have ever wondered what it would be like to weld or create something out of metal, this is the workshop for you. This is a hands-on workshop. Through demonstrations of equipment and safety rules you will create a piece of art. Students should wear cotton clothing with long-sleeves and long pants, work boots and no open toed shoes. Long hair must be tied back. Bring work gloves. All materials are provided.

\$175.00



SPECIAL STUDIES

Fiber Arts Exploration (Ages: 16+)

Robin McCahill

Yarn Spinning

Sunday | 10:00 AM - 3:00 PM

1 Day: September 19

Wet Felting

Sunday | 10:00 AM - 3:00 PM

1 Day: October 10

Fabric Embellishments

Sunday | 10:00 AM - 3:00 PM

1 Day: November 07

Whether you are new to Fiber Arts or have experience in several mediums these workshops will inspire and inform. Come experiment with spinning, weaving, and felting with more options as interest in fiber art grows. Find new ways to incorporate these techniques into your wardrobe, wall art, sculpture, home décor and more. Each workshop will allow you to learn a new technique and start a new project. Some tools such as tapestry looms and drop spindles will be available to borrow while others will be available during class time such as drum carders and spinning wheels. Participants are encouraged to bring their own tools and yarns as well.

\$145.00

Lampwork in Miniature

Maureen Henriques

Saturday | 10:00 AM - 4:00 PM

1 Day: September 25

Learn to create miniature plants, animals, figures, beasts, of all types! Heat control, sculpting the glass, and attention to detail will be some of the topics covered during this class. Students are encouraged to bring in photos and drawings of ideas for pieces they would like to create. Previous lampwork experience is required.

\$175.00

Fiber Arts Exploration (Ages: 16+)

Robin McCahill

Weaving

Sunday | 10:00 AM - 3:00 PM

2 Days: September 26 - October 03

Whether you are new to Fiber Arts or have experience in several mediums these workshops will inspire and inform. Come experiment with spinning, weaving, and felting with more options as interest in fiber art grows. Find new ways to incorporate these techniques into your wardrobe, wall art, sculpture, home décor and more. Each workshop will allow you to learn a new technique and start a new project. Some tools such as tapestry looms and drop spindles will be available to borrow while others will be available during class time such as drum carders and spinning wheels. Participants are encouraged to bring their own tools and yarns as well.

\$245.00

Store Bought Flowers- Fall Garden Design

Trish O'Sullivan

Saturday | 10:00 AM - 12:00 PM

1 Day: October 09

Working with a variety of seasonal flowers, herbs and vegetables you will learn how to purchase and easily design store bought flowers. Leave class with a beautiful and brightly colored fall garden design along with the tips and tricks of the trade insuring a long-lasting and vibrant floral display without harmful chemicals or floral foam.

\$155.00

How Does Your Garden Grow

Maureen Henriques

Sunday | 10:00 AM - 4:00 PM

1 Day: October 17

Course Description: These fun beads look good enough to eat! In this class we will push the basic fundamentals of glass bead making further to create a sculptural harvest! Techniques that will be discussed and implemented include heat control, pulling cane, encasement, and using the correct tools for creating special textures and looks. A green thumb isn't required, but basic lampwork experience is.

\$175.00

Autumnal Everlasting Grapevine Wreath Crafted with Botanical

Trish O'Sullivan

Saturday | 10:00 AM - 12:00 PM

1 Day: October 30

Our 18" to 20" inch handcrafted fresh grape vine wreath will be a welcoming touch to your door or table from Halloween to Thanksgiving. Our festive wreath will be wrapped with fresh bittersweet vine, interspersed with colorful glycerin oak leaves, yarrow, pods and moss for lasting freshness. Learn the tricks and tips of the trade for the storage of botanical decorations for years to come.

\$180.00

All About Stringer

Maureen Henriques

Saturday | 10:00 AM - 4:00 PM

1 Day: November 13

Ready to step up your glass work? In this All About Lampwork Stringer class, students learn to take their stringer control to new levels. Placement, heat control, consistency, encasement, scroll and line work, and finding the "sweet spot" in the flame are just some of the topics that will be covered! Basic Lampwork experience is a must.

\$175.00

Thanksgiving Harvest Centerpiece

Trish O'Sullivan

Saturday | 10:00 AM - 12:00 PM

1 Day: November 19

Create a glorious autumnal centerpiece with step by step, hands-on instruction, for your Thanksgiving table crafted from store-bought seasonal flowers, herbs, mini pumpkins and lady apples. We will set our flowers in a vase wrapped in branches for personalized holiday presentation. Learn tips and tricks of the trade for insuring a long-lasting and vibrant floral centerpiece without chemicals or floral foam.

\$155.00

Family Day of Felting (Ages: 4 & Up)

Robin McCahill

Sunday | 10:00 AM - 3:00 PM

1 Day: December 12

Create a seasonally inspired, 3 dimensional Needle-felted object. You have the option of creating an animal (pet or winter visitor), fruit, vegetable, flower, or ornament to treasure and display.

\$145.00

Winter White Holiday Centerpiece: Master Class

Trish O'Sullivan

Saturday | 10:00 AM - 12:00 PM

1 Day: December 18

Learn to craft a beautiful Della Robbia/Colonial Williamsburg style holiday wreath adorned with clusters of seasonal dried fruits, herbs, berries, pods, leaves and other dried natural materials. Our wreath frame is a fresh and fragrant 24" Noble pine mixed with juniper, pine cones and incense cedar, making for a perfect welcoming to any door or as a table centerpiece for the holiday season. Our Della Robbia wreath can be displayed indoors or at front door welcoming thought the winter. Floral tools and floral glue will be provided.

\$180.00

Holiday Della Robbia Wreath

Trish O'Sullivan

Saturday | 10:00 AM - 12:00 PM

1 Day: December 24

Learn to craft a beautiful Della Robbia/Colonial Williamsburg style holiday wreath adorned with clusters of seasonal dried fruits, herbs, berries, pods, leaves and other dried natural materials. Our wreath frame is a fresh and fragrant 24" Noble pine mixed with juniper, pine cones and incense cedar, making for a perfect welcoming to any door or as a table centerpiece for the holiday season. Our Della Robbia wreath can be displayed indoors or at front door welcoming thought the winter. Floral tools and floral glue will be provided.

\$200.00



PHOTOGRAPHY & DIGITAL ARTS

iPhone Photography: Shooting and Editing with Lightroom Mobile

Bruce Dunbar

Saturday | 10:00 AM - 2:00 PM

1 Day: September 25

Learn about the potential of the Lightroom mobile camera then learn to use Lightroom Mobile to edit your photos in a creative style. Class time will be split between lecture/demonstrations, shooting photos on Silvermine's campus and hands on editing. Basic camera tips and editing tips to enhance your images will be discussed. Students must have the Lightroom mobile app installed before class. If you have an iPad or laptop you can install the app there too, sync the photos for easier editing and bring along to the workshop. Open to all levels.

\$110.00

The Magial World of Smartphone Infrared Photography

Susanne Brandt

Saturday | 9:30 AM – 1:30 PM

1 Day: September 25

This course will focus on using your smartphone to capture Infrared photographs. Participants will be introduced to the Magical World of “Unseen Light” as Infrared wavelengths are not visible to the naked eye. Infrared photography has a surreal and dream-like quality unlike traditional photography. An iPhone 7+ or greater will work for this infrared technique. This process also works with the Android line of phones, however this course will be taught using the iPhone as the artistic medium. The infrared filter can be easily attached and removed from your smartphone. During this class you will learn how an Infrared camera captures photographs of landscapes, architecture, still life, nature and the human form. Demonstrations will be given on how to capture photographs utilizing the filter as well as processing and editing the photographs.

\$115.00

From Picture Album to Photobook

Bruce Dunbar

Saturday | 10:00 AM - 2:00 PM

1 Day: October 16

Do you have a bunch of photos filling up your computer? Do you want to take those images and make them into a Photobook? Let's transform your family photos, vacations snapshots or documentary images into an engaging story as a Photobook. The class will begin with examining design concepts and options for layouts. We will then discuss the sequencing and editing process before moving on to producing a layout using Blurb. Students can choose to have their books published or not.

\$110.00

Organize Your Digital Photography Files

Bruce Dunbar

Saturday | 10:00 AM - 2:00 PM

1 Day: November 13

Learn how to make a workflow that includes organizing, storing and backing up your digital photographic files with ease. We all know how frustrating it is to spend hours looking for a particular photograph. In this class, learn the strategies to organize, store and back up your files using different programs such as Lightroom Classic or Adobe Bridge. Learn how to keep them organized and make retrieval a breeze.

\$110.00



JEWELRY & METAL ARTS

Experimental Enameling: Beginning & Intermediate Levels

Gail Bradshaw

Wednesday, Thursday | 10:00 AM - 4:00 PM

2 Days: September 08 - September 09

Capture the spectacular luminosity of reflected light in one-of-a-kind enamel art. This is a very forgiving and fun medium with a breathtaking surprise when the kiln door is opened! Gain an understanding of enameling while having fun playing with color on copper and experimenting with numerous embellishments. Basic introduction includes preparation of enamel, working with opaque and transparent colors, dry sifting and wet inlaying techniques. New as well as traditional methods will be explored. Techniques covered include: stenciling, watercolor, marker, rubber stamps, luster, basse taille(enamel over texture), sgraffito(scratching through enamel to create patterns), and cloisonné(wire separation enamel). Classes are small so register early. Experimentation is encouraged! No experience necessary.

\$265.00

Sterling Silver Window Pendant

Maureen Henriques

Saturday | 10:00 AM - 4:00 PM

1 Day: October 02

Create a colorful window necklace pendant in this 6 hour workshop. Students will learn and practice several metalsmithing techniques including: sawing, soldering and applying patina. Students can choose from a simple beginner design (photo shows beginner design in ink) or an intermediate design (photo shows design on finished pendant). Resulting sterling silver pendant will be approximately 1 1/4 in. round.

\$170.00

Fused Fine Silver Bracelet

Maureen Henriques

Saturday | 10:00 AM - 3:00 PM

1 Day: December 11

Students will learn the simple technique of fusing fine silver, which does not require solder, flux or pickling! We will coil, cut and saw our own rings, fuse them with an ordinary table top torch, texture and join the rings to create a linked bracelet...ready to wear! Techniques for forming a simple hand made clasp and earring wires will be discussed as well.

\$155.00

ADULT ONLINE COURSES & WORKSHOPS

Navigating the Tableau: Still Life in Pen, Ink & Watercolor

Nancy McTague-Stock

Thursday | 10:30 AM - 11:30 AM

4 Weeks: September 23 - October 14

Historically, still life paintings have been comprised in large part around and about food. This workshop will explore the many possibilities that exist in that genre as we work to create still life paintings of both historical and contemporary interest! This class is an online ZOOM class.

\$120.00

Autumnal Observations: Landscape & Natural Entities in Pen, Ink and Watercolor

Nancy McTague-Stock

Thursday | 10:30 AM - 11:30 AM

4 Weeks: October 21 - November 11

Fall is a memorable time for all, but especially for artists, as they are moved to capture the kaleidoscope of color in the world around them. Autumn's beauty awaits us! This class is an online ZOOM class.

\$120.00

Still Life in Interiors with Watercolors

Christy Gallagher


Thursday | 10:00 AM - 2:00 PM

7 Weeks: November 04 - December 16

Winter will give us the opportunity to explore what is right at hand in our own homes. It is a chance to look around us in new ways for subject matter and composition. Using the guidance of the artists both past and present like Bonnard, Cezanne, Fairfield Porter and others, we will be able to create paintings which reflects life going on right around us using the things on our shelves, closets and drawers. The emphasis will be color relationships and composition and how to express through our paintings our personal world anew. Think of the assignment for this class as a weekly class, meeting once a week on zoom where we share our work for discussion and critique. We will email you the meeting link and password 24 hours in advance of the class.

\$350.00

YOUTH COURSES



PAINTING & DRAWING

Exploring Drawing, Painting and More! (Ages: 7-9)

Karen Siegel

Tuesday | 4:30 PM - 6:30 PM

6 Weeks: September 14 - October 19

Tuesday | 4:30 PM - 6:30 PM

6 Weeks: November 02 - December 07

In this 6 week course students will explore the elements of art (color, form, line, shape, space, texture, and value) through various artistic media. Subject matter will include still-life, landscape, abstraction and more. A different art technique will be introduced each week giving the young artist a chance to have fun exploring a variety of materials.

\$255.00

Youth Art Studio: Sketching and Painting (Ages: 9-13)

Wendy MacCordy

Tuesday | 4:30 PM - 6:30 PM

6 Weeks: September 14 - October 19

Tuesday | 4:30 PM - 6:30 PM

6 Weeks: November 02 - December 07

Students of all levels of experience who want to explore the magic of drawing and painting are invited to join this fun class. Through group and one-on-one instruction, students will be introduced to the fundamentals of color, line, and texture and shape techniques while exploring different styles of modern artists. Projects include drawing and painting from still life, landscape, portraiture and students' own creations.

\$255.00

Exploring Drawing, Painting and More! (Ages: 10-12)

Karen Siegel

Wednesday | 4:30 PM - 6:30 PM

6 Weeks: September 15 - October 20

Wednesday | 4:30 PM - 6:30 PM

6 Weeks: November 03 - December 08

In this 6 week course students will explore the elements of art (color, form, line, shape, space, texture, and value) through various artistic media. Subject matter will include still-life, landscape, abstraction and more. A different art technique will be introduced each week giving the young artist a chance to have fun exploring a variety of materials.

\$255.00

Youth Oil Painting (Ages: 13-17)

C.J Guerin

Thursday | 4:30 PM - 6:30 PM

12 Weeks: September 23 - December 16

Students will learn about the beautiful and unique qualities of painting in oil. We will learn about setting up a palette, color mixing, mediums and glazing, layering and care of materials. Working both in the studio and plein air to create a still-life and landscape, the areas of sighting, linear and aerial perspective will be covered, allowing students to accurately paint what they see. The school will provide all materials.

\$400.00

Portfolio Development: Figure Pastel Painting (Ages: 14-17)

Nomi Silverman

Saturday | 9:30 AM - 12:30 PM

8 Weeks: October 16 - December 11

This course will continue students' development of the figure while exploring pastel painting techniques working directly from the nude model. Students will gain experience solving problems with proportions, foreshortening and perspective as well as learning the various techniques. Students will receive personal attention in the process of creating a fully modeled figure painting as well as attaining knowledge of representing the human form in a convincing realistic manner. Parents should be aware the use of both male and female professional nude models in this course. The school will supply all materials.

\$460.00



WOODWORKING

Basics of Woodworking (Ages: 13-17)


Mark Andreas

Tuesday | 4:30 PM - 6:30 PM

8 Weeks: October 26 - December 14

In this course students will learn the art of carving wood and creating functional 3-dimensional artwork. There will be an introduction to tools such as chisels, rasps and gouges. Students should wear long sleeves, pants and work boots. No open toe shoes. Longhair must be tied back. The school will provide some of the materials. Additional materials will be discussed at the first class.

\$320.00



METAL & SCULPTURE

Youth Metal Sculpture (Ages: 14-17)

Justin Perlman

Saturday | 1:30 PM - 3:30 PM


6 Weeks: September 18 - October 23

Saturday | 1:30 PM - 3:30 PM

6 Weeks: November 06 - December 11

We will learn the methods and techniques to create traditional, contemporary and functional three-dimensional pieces of art. There will be demonstrations of various pieces of equipment, including oxy-acetylene and electric arc welding. Additionally, students will be taught hand and stationary metal working tools. The first class will cover safety protocols and materials, as well as your goals for the term. Students should wear work boots, long sleeved cotton clothing and pants. Long hair must be tied back and please bring work gloves. Materials will be discussed at the first class.

\$330.00



SPECIAL STUDIES

Pollinator Puppetry (Ages: 3-6)

Adelka Polak

Tuesday | 2:00 PM – 3:15 PM

5 Weeks: September 14 - October 12

Make rod puppets and draw gardens full of flowers while learning about the amazing lives of pollinators, including butterflies, dragonflies, flies, hummingbirds and bees every day. Participants will spend time inside the studio and outdoors near the pond where dragonflies love to visit.

\$150.00

Curious Critters (Ages: 3-6)

Adelka Polak

Tuesday | 2:00 PM - 3:15 PM

5 Weeks: October 26 – November 23

We will learn how to make totally interactive art with spiders that weave, bugs that crawl, insects that fly and frogs that hop both through drawings and puppets made from everyday materials. This is sure to capture the curiosity of every young mind!

\$150.00

Youth Glass Flame Working (Ages: 12–17)

Stephanie Maddalena

Wednesday | 4:30 PM - 6:30 PM

12 Weeks: September 15 - December 01

Learn what lampworking is all about! Starting at the very beginning, students will learn to make glass beads the way they have been made in Venice for centuries. Students will use colorful glass rods, silver and copper foils and enamels to personalize their beads. No experience is necessary, but students with some experience will have the chance to work with the instructor on more advanced techniques. Students need to wear long sleeves and pants. Must tie back hair and wear closed toe shoes.

\$440.00

Introduction to Japanese Brush Painting Sumi-e (Ages: 9-13)

Maj Kalfus

Thursday | 4:30 PM - 6:30 PM

5 Weeks: September 23 - October 21

Thursday | 4:30 PM - 6:30 PM

6 Weeks: November 04 - December 09

Through the simplicity of minimalist brush strokes, learn the techniques used in the ancient art of brush painting known as Sumi-e . The art of brush painting aims at depicting the spirit of a subject through balance, rhythm and harmony. The techniques will be demonstrated in five consecutive classes exploring the use of brush, ink and rice paper. Students will learn to depict traditional images from nature such as orchids, bamboo, chrysanthemums and plum trees...mastering the unique brush strokes to execute each. Students will learn to use the distinctive Sumi-e materials: learn to make ink with ink sticks, learn about the different brush styles and how to hold them and how to utilize rice paper.

\$195.00

YOUTH WORKSHOPS



PAINTING & DRAWING

Lets Face It Caricature Studies (Ages: 11-14)

Maj Kalfus

Saturday | 1:00 PM - 4:00 PM

1 Day: November 13

Develop a likeness using caricature techniques. Learn how to draw a face emphasizing a person's distinguishing features and personality. Learn some of the basics of drawing a face and head. Portraiture with a sense of humor. We will develop several portraits using photographs of familiar faces. No experience necessary. Drawing pad, dark pencil, eraser, soft pastels or oil pastels.

\$80.00



CERAMICS

Family Clay Day: Collaborative Creation (Ages: 5 & Up)

Megan Collins

Sunday | 1:00 PM - 4:00 PM

1 Day: September 19

Sunday | 1:00 PM - 4:00 PM

1 Day: November 21

Sunday | 1:00 PM - 4:00 PM

1 Day: December 19

Looking for a creative afternoon to spend with your child, niece, nephew or grandchild? Come spend the afternoon making a collaborative project together with your loved one. This workshop is geared towards working in clay, using either hand building or wheel throwing to create ceramic pieces. Please bring a snack without nuts. The school supplies all materials. Clay

pieces take three to four weeks to be fired. The school will notify parents when pieces are ready to be picked up. The price of \$125 is for two participants.

\$125.00

Ceramic Holiday Treasure! (Ages: 3 & Up)

Jon Puzzuoli

Sunday | 1:00 PM - 4:00 PM

1 Day: December 05

All ages are welcome! Work alongside your loved ones to create a ceramic object that you can use in your holiday festivities. Make a cornucopia, menorah, Christmas tree, snowman, or seasonally inspired object, while learning slab and coil building techniques. The ceramic projects will be jazzed up with some color at the end of the workshop and will then be kiln fired. All Materials are provided. Projects take two to three weeks to be fired and you will be notified by phone and/or email when they are ready to be picked up. The price of \$125 is for two participants

\$125.00



MIXED MEDIA & COLLAGE

School Break: Studio Art Jams (Ages: 5-10)

Marta Kot

Animal Portraits

Thursday | 10:00 AM – 2:00 PM

1 Day: September 16

October Still Life

Monday | 10:00 AM – 2:00 PM

1 Day: October 04

The Autumn Landscape

Monday | 10:00 AM – 2:00 PM

1 Day: October 11

Fairies & Trolls

Tuesday | 10:00 AM – 2:00 PM

1 Day: November 02

The Self Portrait in Autumn

Thursday | 10:00 AM – 2:00 PM

1 Day: November 11

Bear's Hibernation- The Cave

Friday | 10:00 AM – 2:00 PM

1 Day: November 26

No two workshops are the same! Children will be guided by instruction to reference works of art by well-known artists. They will participate in gentle group critiques that will take place in the studio setting. Children will have an outdoor break time for free play and exploration. Please pack a nut-free snack.

\$120.00

School Break: Studio Art Jams (Ages: 5-10)

Marta Kot

Bear's Holiday Celebration

Monday, Tuesday | 9:00 AM - 1:00 PM

2 Days: December 20 - December 21

No two workshops are the same! Children will be guided by instruction to reference works of art by well-known artists. They will participate in gentle group critiques that will take place in the studio setting. Children will have an outdoor break time for free play and exploration. Please pack a nut-free snack.

\$200.00

Autumn Art Jams (Ages: 5-10)

Marta Kot

Rainbows in the Late Summer Landscape

Sunday | 11:00 AM - 3:00 PM

1 Day: September 26

Painting a Still Life with Apples

Sunday | 11:00 AM - 3:00 PM

1 Day: October 03

Face to Face with Wild Turkeys Brushwork

Sunday | 11:00 AM - 3:00 PM

1 Day: November 14

The Artist's Pumpkin

Sunday | 11:00 AM - 3:00 PM

1 Day: October 17

Painting the Autumn Landscape

Sunday | 11:00 AM - 3:00 PM

1 Day: November 07

No two workshops are the same! Children will be guided by instruction to reference works of art by well known artists. They will participate in gentle group critiques that will have an outdoor break time for free pay and exploration. Please bring a nut-free snack.

\$120.00

Autumn Art Jams (Ages: 5-10)

Marta Kot

Diary of an Artist of Large Canvas

Sunday | 9:00 AM – 2:00 PM

1 Day: December 05

Holiday Tree

Sunday | 9:00 AM – 2:00 PM

1 Day: December 12

No two workshops are the same! Children will be guided by instruction to reference works of art by well known artists. They will participate in gentle group critiques that will have an outdoor break time for free pay and exploration. Please bring a nut-free snack.

\$140.00

Surprise Studio Art Jams (Ages: 5-10)

Marta Kot

Wednesday | 9:00 AM - 1:00 PM

1 Day: December 22

Thursday | 9:00 AM - 1:00 PM

1 Day: December 23

Friday | 9:00 AM - 1:00 PM

1 Day: December 31

Friday | 9:00 AM - 1:00 PM

1 Day: December 24

Thursday | 9:00 AM - 1:00 PM

1 Day: December 30

Attend one, two, or three days (no two are the same). Children will explore new materials and themes in each session. This may include printmaking, painting on canvas, working with clay or collage, developing a sculpture, more. They will participate in gentle group critiques that will take place in the studio setting. Children will have an outdoor break time for free play and exploration. Please pack a nut-free snack.

\$120.00

Sculpting with Wood & Other Materials (Ages: 5-10)

Marta Kot

Monday, Tuesday, Wednesday | 9:00 AM - 1:00 PM

3 Days: December 27 - December 29

Children will explore sculpture using wood and a variety of materials in the development of a personal place or object. This may be a furry family pet, a dreamy castle, a robot with wheels, more. They will participate in gentle group critiques that will take place in the studio setting. Children will have an outdoor break time for free play and exploration. Please pack a nut-free snack.

\$280.00



SPECIAL STUDIES

Fiber Arts Exploration (Ages: 16+)

Robin McCahill

Yarn Spinning

Sunday | 10:00 AM - 3:00 PM

1 Day: September 19

Fabric Embellishments

Wet Felting

Sunday | 10:00 AM - 3:00 PM

1 Day: October 10

Sunday | 10:00 AM - 3:00 PM

1 Day: November 07

Whether you are new to Fiber Arts or have experience in several mediums these workshops will inspire and inform. Come experiment with spinning, weaving, and felting with more options as interest in fiber art grows. Find new ways to incorporate these techniques into your wardrobe, wall art, sculpture, home décor and more. Each workshop will allow you to learn a new technique and start a new project. Some tools such as tapestry looms and drop spindles will be available to borrow while others will be available during class time such as drum carders and spinning wheels. Participants are encouraged to bring their own tools and yarns as well.

\$145.00

Fiber Arts Exploration (Ages: 16+)

Robin McCahill

Weaving

Sunday | 10:00 AM - 3:00 PM

2 Days: September 26 & October 03

Whether you are new to Fiber Arts or have experience in several mediums these workshops will inspire and inform. Come experiment with spinning, weaving, and felting with more options as interest in fiber art grows. Find new ways to incorporate these techniques into your wardrobe, wall art, sculpture, home décor and more. Each workshop will allow you to learn a new technique and start a new project. Some tools such as tapestry looms and drop spindles will be available to borrow while others will be available during class time such as drum carders and spinning wheels. Participants are encouraged to bring their own tools and yarns as well.

\$245.00

Youth Glass Flame Working Workshop (Age: 12-17)

Stephanie Maddalena

Saturday | 10:00 AM - 3:00 PM

1 Day: October 16

Saturday | 10:00 AM - 3:00 PM

1 Day: December 04

Learn what lampworking is all about! Starting at the very beginning, students will learn to make glass beads the way they have been made in Venice for centuries. Students will use colorful glass rods, silver and copper foils and enamels to personalize their beads. No experience is necessary, but students with some experience will have the chance to work with the instructor on more advanced techniques. Students need to wear long sleeves and pants. Must tie back hair. The school will provide all materials. Students should bring a light nut-free snack.

\$140.00

Family Day of Felting (Ages: 4 & Up)


Robin McCahill

Sunday | 10:00 AM - 3:00 PM

1 Day: December 12

Create a seasonally inspired, 3 dimensional Needle-felted object. You have the option of creating an animal (pet or winter visitor), fruit, vegetable, flower, or ornament to treasure and display.

145.00



PHOTOGRAPHY & DIGITAL ARTS

Monochromatic Landscape Design (Ages: 11+)

Kate Muldoon

Ages: 11-14

Saturday | 10:00 AM

1 Day: September 18

Ages: 14-17

Saturday | 10:00 AM

1 Day: October 23

Come design your own monochromatic landscape. This beginner's workshop will teach the fundamentals of Adobe Illustrator and create your own unique landscape design. The students will pick a color of their choice to explore various tones to use in their landscape composition. This class will offer a step by step tutorial, learning about the graphic design process with time to brainstorm and sketch thumbnails for inspiration, with an informal critique at the end of the workshop. Each student will walk out of this workshop with a printed out copy of their landscape to bring home. The school will provide the Adobe Software.

\$80.00

Design Your Own Band Poster (Ages: 14-17)

Kate Muldoon

Saturday | 10:00 AM

1 Day: October 09

Saturday | 10:00 AM

1 Day: November 06

Have you ever wanted to create your own poster for your favorite musician? Join this beginner's workshop to learn the fundamentals of Adobe Illustrator and create your own band poster for the music artist of your choice. This class will offer a step by step tutorial, learning about the graphic design process with time to research, brainstorm and sketch thumbnails for inspiration, with an informal critique at the end of the workshop. Each student will walk out of this workshop with a large printed out copy of their poster to bring home. The school will provide the Adobe Software.

\$80.00

FAMILY WORKSHOPS

Family Clay Day: Collaborative Creation (Ages: 5 & Up)

Megan Collins

Sunday | 1:00 PM - 4:00 PM

1 Day: September 19

Sunday | 1:00 PM - 4:00 PM

1 Day: November 21

Sunday | 1:00 PM - 4:00 PM

1 Day: December 19

Looking for a creative afternoon to spend with your child, niece, nephew or grandchild? Come spend the afternoon making a collaborative project together with your loved one. This workshop is geared towards working in clay, using either hand building or wheel throwing to create ceramic pieces. Please bring a snack without nuts. The school supplies all materials. Clay pieces take three to four weeks to be fired. The school will notify parents when pieces are ready to be picked up. The price of \$125 is for two participants.

\$125.00

Rabbit & the Moon Family Workshop (Ages: 3 & Up)

Adelka Polak

Friday | 10:00 AM – 11:15 AM

3 Days: December 03, December 10, December 17

We will learn how to make totally interactive art with spiders that weave, bugs that crawl, insects that fly and frogs that hop both through drawings and puppets made from everyday materials. This is sure to capture the curiosity of every young mind!

\$120.00

Ceramic Holiday Treasure! (Ages: 3 & Up)

Jon Puzzuoli

Sunday | 1:00 PM - 4:00 PM

1 Day: December 05

All ages are welcome! Work alongside your loved ones to create a ceramic object that you can use in your holiday festivities. Make a cornucopia, menorah, Christmas tree, snowman, or seasonally inspired object, while learning slab and coil building techniques. The ceramic projects will be jazzed up with some color at the end of the workshop and will then be kiln fired. All Materials are provided. Projects take two to three weeks to be fired and you will be notified by phone and/or email when they are ready to be picked up. The price of \$125 is for two participants

\$125.00

Family Day of Felting (Ages: 4 & Up)

Robin McCahill

Sunday | 10:00 AM - 3:00 PM

1 Day: December 12

Create a seasonally inspired, 3 dimensional Needle-felted object. You have the option of creating an animal (pet or winter visitor), fruit, vegetable, flower, or ornament to treasure and display.

\$145.00

