

FALL 2021

SILVERMINE  
UNIVERSITY

School of Art

Silvermine Arts Center

## Fall Session 2021

**Courses: September 13 – December 17**

**Workshops: September 8 - December 31**

**Fall Session Holidays - School closed:**

Yom Kippur - Thursday, September 16

Thanksgiving – Thursday, November 25 & Friday, November 26

## Winter Session 2022

**Begins January 10**

---

### REGISTRATION INFORMATION

#### Need Help Choosing the Right Course?

If you need assistance in your selection, contact the school office at 203-966-6668, x 2 or [schooladmin@silvermineart.org](mailto:schooladmin@silvermineart.org)

#### How to Register?

Online: [www.silvermineart.org](http://www.silvermineart.org)

Phone: 203-966-6668, ext. 2

**NO IN-PERSON REGISTRATION, EMAIL or FAX**

---

### SCHOOL OFFICE HOURS

Monday – Friday

9 AM – 5 PM

1028 Silvermine Rd, New Canaan, CT

Phone: 203-966-6668, ext. 2

The school office is located across the street from the main building—to the left of the Silvermine Market.

---

### GIFT CERTIFICATES

Silvermine School of Art has gift certificates available in any denomination you wish. Please call 203-966-6668, ext. 2 to purchase gift certificates.

### Silvermine Arts Center

#### COVID-19 Assumption of Risk

COVID-19, is highly contagious and declared a worldwide pandemic by the World Health Organization. People can be infected and show no symptoms and therefore spread the disease. COVID-19 can cause serious and potentially life-threatening illness and even death. The Silvermine Arts Center cannot prevent you (or your family members) from becoming exposed to, contracting, or spreading COVID-19 while utilizing the Center's services or premises. Therefore, if you choose to utilize the Center's services and/or enter onto Center's premises you understand, acknowledge and accept the risks that you may be exposing yourself to and/or increasing your risk of contracting or spreading COVID-19.

#### COVID-19 Mask Requirements

Masks are required to be worn by everyone when indoors in all Silvermine buildings and studios, regardless of vaccination status. Outdoors masks are not required.

Please visit our website for more details: [www.silvermineart.org](http://www.silvermineart.org)

---

**Please address inquiries regarding programs of study to:**

Silvermine School of Art

1037 Silvermine Rd.

New Canaan, CT 06840-4398

Email:

[schooladmin@silvermineart.org](mailto:schooladmin@silvermineart.org)

Phone: 203-966-6668, ext. 2

## SCHOOL POLICIES

Registration Fees, Enrollment Information, Course or Workshop Changes, Attendance, Cancellations, Refund information, etc.

<https://www.silvermineart.org/school/policies/>

---

## OPEN SKETCH:

We are excited to be bringing back Open Sketch!

These sessions are open to the public ages 16 & up and provide the opportunity to work in a studio environment from a live model, in the artist's preferred medium. **We have a maximum capacity of 12 students per session. Availability of space is on a first come, first served basis.**

Models are of male and female genders and are nude for all bookings except the first Friday of every month.

Open Sketch sessions are all walk-in. Payment is made in cash (exact change only) or with a check made out to Silvermine School of Art. There is no payment through a credit card.

## SCHEDULE:

**Monday: 6:30 PM – 9:30 PM | Studio 2**

*No Meeting: Dec. 27*

**\$30**

**Wednesday: 1:00 PM – 4:00 PM | Studio 1**

*No Meeting: Nov. 24, Dec. 22*

**\$30**

**Friday: 10:00 AM – 3:30 PM | Studio 3**

*No Meeting: Oct 22, Nov 26, Dec 24, Dec 31*

**\$40**

---

## CERAMIC OPEN STUDIO & INFO:

Open Studio days, times , firing fees and information about purchasing clay

*Pg. 3*

## UPCOMING EVENTS

**Open House:** September 11

Details to Follow



**Family Halloween Party**

Saturday, October 23

Time TBD



---

## CONTENTS

<a href="#">Adult Courses</a>	4-22
<a href="#">Adult Workshops</a>	23-36
<a href="#">Adult Online Courses &amp; Workshops</a>	37
<a href="#">Youth Courses</a>	38-41
<a href="#">Youth Workshops</a>	42-47
<a href="#">Youth Online Courses &amp; Workshops</a>	48
<a href="#">Family Workshops</a>	49

# Ceramic Open Studios & Information

## Fall 2021

The Ceramic Open Studio provides current students with an opportunity to practice and advance their skills outside of class time. During open studio hours, students may build on wheel, handbuilding, and glazing techniques. While there will be a studio monitor present at all times, instruction will not be provided.

Students enrolled in a current session are entitled to 3 hours of Ceramic Open Studio time for each week of the semester. **Students have access to a total of 12 open studio sessions** and will have the option of attending any open studio as listed in the schedule below.

**No more than 12 students will be allowed entry to any given open studio session. Open Studio hours cannot be rolled over into other class periods and no make ups are available for missed sessions.**

### Open Studio Schedule

#### Monday

10:00 AM – 1:00 PM  
4:00 PM – 7:00 PM  
7:00 PM – 10:00 PM

#### Wednesday

4:00 PM – 7:00 PM  
7:00 PM – 10:00 PM

#### Thursday

1:00 PM - 4:00 PM  
4:00 PM – 7:00 PM

#### Friday

1:00 PM – 4:00 PM

#### Saturday

1:00 PM – 4:00 PM  
4:00 PM – 7:00 PM

### Fees for Clay

25 lb.	Brown Stoneware Clay	\$15
25 lb.	Porcelain	\$24
25 lb.	White Stoneware Clay	\$14

Students can purchase a tool kit for \$18 at the first class.



---

### Fees for Firing

All ceramic work fired in the school kilns are subject to a firing fee of 4 cents per cubic inch. Firing fees MUST be paid at the end of the semester. Credit cards will be taken upon registration to pay for all firing fees.

# ADULT COURSES



## PAINTING & DRAWING

### ***Basic Techniques of Watercolors***

Alex McFarlane

**Monday | 9:30 AM - 12:30 PM**

**12 Weeks: September 13 - November 29**

This course is for beginners and experienced students who want to progress. Watercolor painting is about technical skills that can be learned. There will be a demonstration at the beginning of each class. How to relax and be comfortable while using watercolors is encouraged. In addition, inventive compositions for still life, figure and landscape will be encouraged.

**\$575.00**

### ***Capturing Nature: Landscape Painting to Still Life***

Brian Wendler

**Monday | 10:00 AM - 1:00 PM**

**12 Weeks: September 13 - November 29**

The first half of this course we will work outdoors, weather permitting or from studies and photographs in the studio to introduce a method emphasizing aerial perspective (color's ability to represent space) using collage and paint value studies to facilitate dynamic compositions and bold color choices. The second half of the course students can continue to work on their landscapes from photos or there will be a still life set up for them. Students can work in oils or acrylics.

**\$565.00**

### ***Copying from the Masters***

Justin Wiest

**Monday | 9:30 AM - 12:30 PM**

**12 Weeks: September 13 - November 29**

Copying old master works was a time-tested tradition throughout the ages. Students will work from high quality reproductions and be led through a step-by-step approach to thinking and working in the old master manner. Beginning with the drawing, then capturing and slowly building the layers of paint with glazes mixed with chalk and oil, students will learn the full process, which they can introduce into their own methods of painting. Reproductions will be provided for the students.

**\$565.00**

## ***Painting with the Purest Pigment: Pastel***

Christine Ivers

**Monday | 1:00 PM - 4:00 PM**

**12 Weeks: September 13 - November 29**

Explore the numerous ways to approach painting your favorite landscape or still life. Bring a photo of a scene that you would love to paint or bring the items you would like to set up in a still life and the instructor will help you bring it to life in a few short weeks. Enjoy working in a relaxed and encouraging atmosphere while learning more about atmospheric perspective, color temperature and drawing basics. Portraits worked from reference shots are also welcome. Open to all levels.

**\$565.00**

## ***Acrylic Painting for Beginners***

Nash Hyon

**Tuesday | 1:00 PM - 4:00 PM**

**8 Weeks: September 14 - November 02**

In this eight-week course geared towards beginning students we will explore the many techniques and tools, including non-traditional tools currently available for working with acrylic paints. Formal aspects of painting such as color and composition will also be covered. No drawing experience is needed, the goal is to enjoy the process while developing an understanding of the many benefits that acrylic paints offer.

**\$400.00**

## ***Drawing: Atelier Method***

Justin Wiest

**Tuesday | 6:30 PM - 9:30 PM**

**12 Weeks: September 14 - November 30**

The Atelier Method is a proven way to develop the artist's eye in a profound way while providing a clear way in which the student can check their own progress. The class will start with an introduction to the Bargue drawing system. Once the students become familiar with various drawing topics they will draw from 3D sculpture. Lastly, these concepts will be applied to the live model. The students will attain a proficiency in drawing that will benefit other artistic endeavors.

**\$565.00**

## ***Foundation Drawing***

Matthew Shelley

**Tuesday | 7:00 PM - 9:00 PM**

**12 Weeks: September 14 – November 30**

This course will offer a comprehensive foundation in drawing for both beginners and those who wish to practice and brush up on their drawing skills. Working with a variety of dry materials, students learn to use line, value, gesture and perspective. Students will draw from observation; participants will learn to reorient their minds, focusing on the relationship of space rather than objects, working with still life, figure and landscape.

**\$380.00**

## ***Intermediate Still Life/Landscape Painting***

Kirill Doron

**Tuesday | 10:00 AM - 1:00 PM**

**12 Weeks: September 14 - November 30**

This course is for students with some background in drawing or painting. Working with landscape or still life, beginning oil painters will learn the fundamentals, including color, composition, form, and materials. Intermediate oil painters can hone existing skills and explore more complex challenges.

**\$565.00**

## ***Introduction to the Art of Drawing***

Alex McFarlane

**Monday | 1:00 PM - 4:00 PM**

**12 Weeks: September 13 - November 29**

We begin by learning how to measure using our eye, how to create the proportions of our subject. When applying these methods of measurement and proportion, we give drama and expression to our drawings. Learn about shading, perspective and composition. Subjects include basic forms, the figure, portrait and landscapes. Every class will start with a demonstration and individual attention is given to each student.

**\$585.00**

## ***Painting with Immediacy and Boldness in Oil or Acrylic***

Brian Wendler

**Tuesday | 1:00 PM - 4:00 PM**

**12 Weeks: September 14 - November 30**

**Tuesday | 6:30 PM - 9:30 PM**

**12 Weeks: September 14 - November 30**

This unique course will help painters of all levels better understand the working of color, correct values, and building forms in space with color relationships. Working from still-life set-ups or photographs of landscapes, learn to compose paintings with immediacy and boldness, through the use of value studies, a limited palette and collage. Students will receive individual instruction.

**\$565.00**

## ***Watercolor Landscapes***

Wendy MacCordy

**Tuesday | 9:30 AM - 12:30 PM**

**6 Weeks: September 14 - October 19**

**Tuesday | 9:30 AM - 12:30 PM**

**6 Weeks: November 02 - December 07**

The fundamentals of watercolor will be taught and the emphasis will be on becoming comfortable with the spontaneous nature of the medium. We will focus on how to capture light filled landscape paintings by using the white of the watercolor paper. Demonstrations will be given at the beginning of each class. Bring your own landscape photographs as a reference.

**\$290.00**

## ***Abstract Painting: Your Choice Floral, Landscape or Figure in Symbols and Color***

Dmitri Wright

**Wednesday | 9:00 AM - 12:00 PM**

**14 Weeks: September 15 - December 15**

**Wednesday | 1:00 PM - 4:00 PM**

**14 Weeks: September 15 - December 15**

Develop your own unique personal vision as an abstract painter and explore new ideas via the art of the creative process. Focus will be on the abstraction from the representative in applying one's personal perception, temperament and aesthetical beauty for more expressive freedom in chosen subject: such as figure, floral or landscape. There will be painting demonstrations and examples of color and compositional theory, in addition to playful exercises in working large, both individually and collectively. Students at all levels are welcome to work in any medium of their choice.

**\$565.00**

## ***Big Picture: Choose Your Theme Figure, Landscape, or Still Life***

Alex McFarlane

**Wednesday | 1:00 PM - 4:00 PM**

**12 Weeks: September 15 - December 08**

This course is ideal for someone who wants to start, execute and finish one painting or drawing. For the narrative artist, there will be a sustained pose for the entire session. The still life artist will have an individual set-up tailored to meet his or her needs. For the landscape artist, there will be individual guidance in making nature look natural. There will be demonstrations.

**\$565.00**

## ***Painting 101: Foundation Painting***

Alex McFarlane

**Wednesday | 9:30 AM - 12:30 PM**

**12 Weeks: September 15 - December 08**

This course is for beginning and intermediate students who want to learn the techniques and procedures necessary for painting in oils or acrylics. Basic skills in drawing, composition, mixing and applying paint will be demonstrated. Subject matter will include still life, figure, portrait and landscape. You will be guided through the foundation steps towards a satisfying work of art.

**\$590.00**

## ***Painting with Encaustics***

Nash Hyon

**Wednesday | 1:00 PM - 4:00 PM**

**8 Weeks: September 15 - November 03**

Explore the medium that works with a mixture of beeswax and pigment, giving your paintings a beautiful surface and depth. Learn the techniques, methods and history of the medium. A demonstration will start each class, followed by time to experiment or create your own painting, with individual instruction. No painting experience necessary. The school will supply major equipment. Other supplies can be purchased locally or online. This is a small class that gives students individual attention.

**\$400.00**



## ***Abstract Painting***

Natasha Karpinskaia

**Friday | 9:30 AM - 12:30 PM**

**12 Weeks: September 17 - December 10**

This class is intended for anyone who wants to explore non-representational painting, to strengthen and develop their own voice as a painter, and take some risks with their painting. We will experiment with color, proportion, shapes and texture. This course is also suitable for those who want to have more confidence in their own way of painting. No prior experience necessary, appropriate to beginners to advanced painters.

**\$565.00**

## ***Contemporary Impressionism and Beyond: Experience to Expression***

Dmitri Wright

**Friday | 9:00 AM - 12:00 PM**

**12 Weeks: September 17 - December 10**

**Friday | 1:00 PM - 4:00 PM**

**12 Weeks: September 17 - December 10**

Develop our own unique style while discovering the philosophy and techniques used by the impressionist masters. Such methods used by the impressionists were taken from the classical and today used by the modernists are the tools you will learn from illustrative to the abstract. Students from all levels and interests, as well as those working in all materials and methods are welcomed from classical to abstract.

**\$565.00**

## ***Acrylic Abstract Painting***

Aleksandr Razin

**Thursday | 1:00 PM - 4:00 PM**

**12 Weeks: September 23 - December 09**

Students of all levels develop a working knowledge of abstract painting that challenges them to see and interpret in new ways. Using acrylics students will learn color, line, movement, and form, through individual instruction. Subjects include landscape and still life, as well as non-representational forms.

**\$565.00**

## ***Basic Painting & Drawing***

C.J. Guerin

**Thursday | 1:00 PM - 4:00 PM**

**12 Weeks: September 23 - December 16**

This course is for the beginner or returning student to learn the fundamentals of drawing and painting. We begin with basic sketching techniques enabling students to accurately record what they see, and the second half of the course will introduce painting, color mixing, paint application, glazing, texture, and aerial and linear perspective. These sessions will be aimed at creating a still life and landscape.

**\$565.00**

### ***Beyond a Pretty Picture***

Alex McFarlane

**Thursday | 7:00 PM - 10:00 PM**

**12 Weeks: September 23 - December 16**

You know you are good, but how do you get your painting to look like the vision in your head? This is tailored to the individual, from how you think about art to how you develop a personalized statement. Learn to analyze your vision and find a seamless balance between concept, composition and technique.

**\$565.00**

### ***Broaden the View***

C.J Guerin

**Thursday | 9:30 AM - 12:30 PM**

**12 Weeks: September 23 - December 16**

This class is for students who have a working knowledge of sketching and painting. The sessions will be aimed at improving your painting through dynamic compositions, new and mixed materials, "out of the box" ideas, and various methods of working to stretch your concepts. The sessions will be aimed at landscape and still life to help you move on with your work to the next level while developing your own personal voice. There will be demonstrations and individual guidance in oil, watercolor and acrylic.

**\$565.00**

### ***Drawn to Draw***

Heidi Harrington

**Thursday | 1:00 PM - 4:00 PM**

**6 Weeks: September 23 - October 28**

In this course, we will explore three different drawing mediums: charcoal, graphite and pen and ink. Observation from life will be emphasized as students work from a portrait model, still life and a nude model in three two week sessions. There will be examples of artist's work and short demos each week. The course will cover focus points of tone, proportion, and composition to name a few. It is suitable for both beginner and advanced students.

**\$325.00**

### ***Figure Drawing***

Justin Wiest

**Thursday | 9:30 AM - 12:30 PM**

**12 Weeks: September 23 - December 16**

Learn the human figure's complex construction while heightening your ability to draw a figure from observation. Working from the model, emphasis on gesture, balance and proportion will be stressed throughout to aid in the illusion of credibility posed figures. Students should leave this class with a better understanding of the figure's key landmarks, form sense and construction as well as a greater ability to render a figure from life and from memory.

**\$630.00**

### ***Introduction to Abstract Painting***

Matthew Shelley

**Thursday | 10:00 AM - 1:00 PM**

**12 Weeks: September 23 - December 16**

This course offers a survey of painting approaches to familiarize students with the basic concepts of abstraction. The class will offer a wide range of methods, from partial abstraction, to gestural abstraction, to systematic abstraction. Weekly and bi-weekly assignments will offer students an overview of the techniques and ideas that define this category of painting.

**\$565.00**

### ***Painting the Landscape in the Landscape***

Christy Gallagher

**Thursday | 10:00 AM - 1:00 PM**

**6 Weeks: September 23 - October 28**

Painting on site, in the beautiful fall weather, is something we have been waiting for in this past year. We will paint at many local spots of interest in Fairfield County, on the water, in gardens and wooded areas and parks. Concentration will be on color and handling the medium. Looking at great artists, historical and recent, will help us understand their strategies in this most spontaneous of mediums. Darks and lights, color temperature, and how color can create space will all be emphasized. There will be end of the day critiques as well as demos to explain a point. Students with some background in using watercolor would benefit from this class.

**\$290.00**

### ***Talking Heads: Portrait Painting***

Heidi Harrington

**Thursday | 9:30 AM - 12:30 PM**

**10 Weeks: September 23 - December 02**

This course focuses on producing a more intimate view of a portrait. There will be individual attention as students work from a model in two five week poses. Throughout the course, there will be short demonstrations and examples of different artist's work. Each session will focus on one pictorial objective, such as tone, composition and color, as well as a focus on individual facial features. It welcomes both beginners and experienced artists.

**\$555.00**

### ***Drawing & Painting in Combination***

Alex McFarlane

**Saturday | 9:30 AM - 12:30 PM**

**12 Weeks: September 18 - December 11**

This course is designed to instruct students in the fundamentals of drawing, composition and the basic techniques of painting. Mixing and applying paint will be demonstrated. Subjects such as still life, figure and landscape will be covered. Those who wish to draw exclusively are guided from a beginning thumbnail to a finished presentation. Likewise, the painters will learn their craft step-by-step.

**\$565.00**

## ***Sculptural Figure Painting***

Dean Fisher

**Wednesday | 9:30 AM - 12:30 PM**

**8 Weeks: October 13 - December 08**

Be prepared to squint, step back and use your big brushes!

In this eight week course, through the use of painting and drawing live models, you will learn fundamental approaches to capturing correct proportions, convincing gestures and realistic effects of light and shadow through the use of gaining an understanding of tone and color temperature. Another focus will be using oil, acrylic or pastels in a sculptural way, using these mediums to impart greater solidity and expressive potential using impasto and accentuated planes changes in the form. We will focus on these key principles to see how they are all interconnected and play vital roles in breathing life into our work. This is a course for all levels of ability with the majority of the instruction offered on a one to one basis geared to the level of each participant.

**\$540.00**

## ***Drawing & Painting the Figure***

Nomi Silverman

**Thursday | 1:00 PM - 4:00 PM**

**8 Weeks: October 14 - December 09**

Students learn to "see" the figure; investigate the complex color of skin and how to paint or draw it. Tonal work to develop limited and full color studies identifying and understanding warm and cool color values in the figure. Proportions, articulation and flow, planes, values and the systematic construction of the human form will be covered. Students can work with a medium of their choice.

**\$460.00**



## **PRINTMAKING**

### ***Experimental Intaglio Printmaking Techniques***

David Gesualdi

**Monday | 10:00 AM - 1:00 PM**

**12 Weeks: September 13 - December 06**

Students will be encouraged to experiment with the wide range of materials and tools that can be utilized to create intaglio printing plates. Demonstrations will be given in etching, drypoint, carborundum aquatint, embossing, and collagraph. Various mark making techniques will be introduced using traditional etching and engraving tools to experimental methods including, flexible shaft grinders and other motorized tools. All these techniques can be utilized to produce an unlimited variety of lines, tone and textures. The plates will be printed on press and a wide range of printing techniques will be demonstrated.

**\$650.00**

### ***The Painterly Print: Adventures in Printmaking***

Nancy McTague-Stock

**Tuesday | 1:00 PM - 4:00 PM**

**4 Weeks: September 14 - October 05**

Printmaking is a terrific way for people eager to explore artmaking. It is also a natural segue for artists who have not done printmaking before, but who have enjoyed anything from drawing to painting in the past. Nancy will guide you as you explore the many virtues of this delightfully fun and exciting media. No experience is necessary to take this course! Just bring your energy, curiosity and supplies and you will be amazed at what you will create in a short period of time! This course will meet in person in the print studio.

**\$260.00**

### ***Monotype Printmaking***

Natasha Karpinskaia

**Thursday | 9:30 AM - 12:30 PM**

**12 Weeks: September 23 - December 16**

**Thursday | 1:00 PM - 4:00 PM**

**12 Weeks: September 23 - December 16**

Participants will learn all the basic techniques for creating monotypes: multiple plates, chine colle', stencils and viscosity. It will focus on practicing, experimenting and letting the process lead you to new innovations. Discover endless possibilities as you print more. Emphasis is given to helping each student develop a personal knowledge of the process.

**\$605.00**

### ***Explorations in Printmaking***

Nancy McTague-Stock

**Tuesday | 1:00 PM - 4:00 PM**

**4 Weeks: October 12 - November 02**

This is a great class for anyone who is curious about different types of printmaking. In this course, I will introduce students to a variety of printmaking techniques, one new one each week! This course enables you to try new things and later decide which you enjoy the most...and which ones you may want to combine with other media. No prior experience necessary - just bring your energetic self!

**\$260.00**



## **CERAMICS**

### ***On & Off the Potter's Wheel for All Levels***

Jon Puzzuoli

**Monday | 1:00 PM - 4:00 PM**

**12 Weeks: September 13 - November 29**

Whether you've never touched clay or have been at it for years, this class will accommodate your needs. The initial focus of the class will be on the potter's wheel and will then transition to exploration of handbuilding techniques, with an emphasis on slab work. Beginners will be taught foundational wheel skills, general pottery techniques and gain an understanding of the complete ceramic process. For those who have more experience, the class will focus on complex forms, various surface treatments and advanced glazing methods. Class demos as well as individual instruction will be provided.

**\$570.00**

### ***Exploring Functional Pots: Wheel Throwing***

Rob Pursell

**Tuesday | 9:00 AM - 12:00 PM**

**12 Weeks: September 14 - November 30**

**Tuesday | 12:30 PM - 3:30 PM**

**12 Weeks: September 14 - November 30**

Focusing on functional forms we will explore pots for daily use. Group discussion will drive demonstrations including wheel throwing and hand-building techniques, altering, decorating, and glazing. Basic proficiency expected as students will work individually towards advancing technical skills and developing personal style to create pieces that excite.

**\$570.00**

### ***Exploring Soda Firing***

Jon Puzzuoli

**Tuesday | 3:45 PM – 6:45 PM**

**12 Weeks: September 14 - November 30**

Create work, glaze and fire your pottery in our newly built Soda Kiln and learn about this unique firing process from beginning to end. During the beginning of the semester we design work with this firing method in mind. Weekly demos will refine your skills and individual instruction. Mid semester, we will explore flashing slips and 7 new glazes, including new crystalline matte and ash glazes. As a class we will then prep for the firing and strategically load the kiln. At the end of the semester, we will fire the kiln collectively and participate in adding wood, baking soda and salt through the kilning. The class will also have access to the gas reduction kiln.

**\$650.00**

### ***Potter's Wheel for All Levels***

Jon Puzzuoli

**Tuesday | 7:00 PM - 10:00 PM**

**12 Weeks: September 14 - November 30**

**Thursday | 7:00 PM - 10:00 PM**

**12 Weeks: September 23 - December 09**

Whether you are new to the potter's wheel or wish to build upon your existing skills, this class will fill your needs. Beginners will be taught the important skills needed to create a vessel on the wheel. For those who have more experience, the class will focus on more complex shapes, various surface textures and alternative glazing methods. Class demos as well as individual instruction will be provided.

**\$570.00**

### ***Intermediate & Advanced Ceramics***

Heather Houston

**Wednesday | 9:30 AM - 12:30 PM**

**12 Weeks: September 15 - December 08**

Explore the process of intermediate to advanced throwing, hand building, construction and glazing techniques. Students will build on basic skills to learn how to make complex forms and interesting shapes using both hand building and wheel throwing techniques. Everyone will receive individual instruction in addition to class demos and will be encouraged to work independently on projects.

**\$570.00**

### ***Wheel Throwing and Hand Building: Beginning and Intermediate***

Lynda James Carroll

**Wednesday | 1:00 PM - 4:00 PM**

**12 Weeks: September 15 - December 08**

Beginner and Intermediate students will explore a variety of wheel throwing, hand building, and surfacing, and glazing techniques will be covered. The emphasis is on using skills to build pieces on and off the wheel. Personal creativity will be encouraged.

**\$570.00**

### ***Beyond the Fundamentals of Pottery***

Clare Lewis

**Friday | 10:00 AM - 1:00 PM**

**12 Weeks: September 17 - December 10**

Have fun while refreshing your basic skills and learning more advanced throwing. Demonstrations and individual help are offered to bring out the best in your projects and ideas, whether functional or sculptural. A variety of decorating and forming techniques, as well as glazing, will be addressed. The focus is on discovering your personal style and moving up to the next level.

**\$570.00**

## ***Wheel Throwing for the Total Beginner***

Wendy Hower

**Saturday | 10:00 AM - 1:00 PM**

**6 Weeks: September 18 - October 23**

This course is designed both for newcomers to the potters wheel and for those who have a little experience and would like to refine their skills. We will explore the ABCs of wheel throwing through demonstrations, project assignments and plenty of one-on-one instruction. Students will learn to turn a lump of clay into a bowl, vase, mug and other forms. We will then work on the skills of trimming a thrown piece, adding surface design and glazing.

**\$300.00**

## ***Pottery & Vessel Sculpture: Intermediate to Advanced***

Keiko Ashida

**Thursday | 10:00 AM - 1:00 PM**

**12 Weeks: September 23 - December 16**

Intermediate and advanced students will explore alternative methods. A variety of wheel throwing, hand building, and surfacing, and glazing techniques will be covered. The emphasis is on using skills to build vessel sculptures on and off the wheel. Personal creativity will be encouraged.

**\$570.00**

## ***Basic Pottery***

Peter Lopatin

**Saturday | 10:00 AM - 1:00 PM**

**6 Weeks: November 06 - December 11**

Designed for both the newcomer and those with a little experience, this class will focus on wheel throwing basics. Novices will learn key foundational skills needed to throw, trim, and glaze vessels. Beginning potters with some wheel experience can refine their technique and work towards greater proficiency and consistency. Students will progress at their own pace through individualized guidance and support. With an emphasis on fundamentals, we'll begin to explore the dynamic and transformative process of creating functional art from a lump of clay.

**\$300.00**



## **WOODWORKING**



## ***Introduction to Woodworking***

Mark Andreas

**Monday | 9:30 AM - 12:30 PM**

**8 Weeks: October 25 - December 13**

There are many mediums in sculpture but none so versatile as wood. Bent, carved, glued, or fastened, wood has been holding up the world we live in. This class is designed to engage the student in the many facets of this wonderful material including many of the tools and techniques used in working with it. All levels of experience are welcome.

**\$440.00**

## ***Furniture Building & the Art of Carpentry***

Mark Andreas

**Tuesday | 1:30 PM - 4:30 PM**

**8 Weeks: October 26 - December 14**

**Tuesday | 7:00 PM - 10:00 PM**

**8 Weeks: October 26 - December 14**

Students with no experience working with wood will set an introduction to tools and equipment. There will be lectures and demonstrations throughout the course. Learn to create furniture out of wood using hand and power tools. Materials discussed at the first class.

**\$440.00**



## **METAL & SCULPTURE**

### ***Methods and Materials in Sculpture***

Justin Perlman

**Monday | 1:30 PM - 4:30 PM**

**12 Weeks: September 13 - November 29**

This class is an opportunity for novice and advanced student alike to explore new tools and materials in the world of three-dimensional art. Whether you are interested in classical art or modernist work, this class will help you develop a work of sculpture in whatever material you choose. Emphasis will be on the techniques and the usage of tools for the given medium. From stone carving to welded steel, from two-inch model to large-scale work, this class offers a wide range for the student's interests.

**\$605.00**

## ***Sculpture and Bronze Casting***

Justin Perlman

**Monday | 10:00 AM - 1:00 PM**

**12 Weeks: September 13 - November 29**

This course provides an exploration of the art, techniques and practices based on traditional methods of lost wax bronze casting. Students will prepare a wax object, create the mold, and cast sculptural pieces in bronze. After the pour, students will have the opportunity to finish their bronze sculpture. Students will leave with one small bronze sculpture. There is an additional fee for all bronze including gating once your artwork is poured. Fee depends on weight and market value of the bronze. Additional fee must be paid at the end of the semester.

**\$810.00**

## ***All Levels: Metal Sculpture***

Justin Perlman

**Tuesday | 6:30 PM - 10:00 PM**

**6 Weeks: September 14 - October 19**

All levels will learn the methods and techniques to create traditional, contemporary and functional three-dimensional pieces of art. There will be demonstrations of various pieces of equipment, including oxy-acetylene and electric arc welding. Among many other lessons, forging, will introduce students to the concept of annealing and hardening of metal. Students should wear work boots, long sleeved cotton clothing, and bring work gloves. Long hair must be tied back. Materials will be discussed at the first class.

**\$373.00**

## ***All Levels: Metal Sculpture***

Justin Perlman

**Saturday | 9:00 AM - 1:00 PM**

**12 Weeks: September 18 - December 11**

All levels will learn the methods and techniques to create traditional, contemporary and functional three-dimensional pieces of art. There will be demonstrations of various pieces of equipment, including oxy-acetylene and electric arc welding. Among many other lessons, forging, will introduce students to the concept of annealing and hardening of metal. Students should wear work boots, long sleeved cotton clothing, and bring work gloves. Long hair must be tied back. Materials will be discussed at the first class.

**\$605.00**

## ***The Art of Stone Sculpture***

Andrew Davis

**Thursday | 10:00 AM - 2:00 PM**

**12 Weeks: September 23 - December 16**

Students will learn, through hands-on experience and demonstrations, this timeless art of sculpting stone and working with various types of stone. Experience hand and power tools while executing a stone piece. You will be taken through the entire process from stone selection to carving and polishing.

**\$725.00**

## ***The Art of Stone Sculpture***

Andrew Davis

**Thursday | 7:00 PM - 10:00 PM**

**12 Weeks: September 23 - December 16**

Students will learn, through hands-on experience and demonstrations, this timeless art of sculpting stone and working with various types of stone. Experience hand and power tools while executing a stone piece. You will be taken through the entire process from stone selection to carving and polishing.

**\$570.00**

## ***Introduction to Figure Sculpture and Casting***

Mark Andreas

**Monday | 1:00 PM - 4:00 PM**

**8 Weeks: October 25 - December 13**

This course will introduce students to the traditional techniques of figure sculpture. Students will create a figure sculpture in clay with the inspiration of a live model. After students complete their clay model, they will learn the process of casting their clay sculpture in plaster and then producing duplicates, such as a wax for bronze casting or a traditional waste mold. There will be an additional fee for firing pieces.

**\$465.00**

## ***Metal Sculpture All Levels***

Mark Andreas

**Monday | 7:00 PM - 10:00 PM**

**8 Weeks: October 25 - December 13**

**Tuesday | 9:00 AM - 1:00 PM**

**8 Weeks: October 26 - December 14**

Learn the methods and techniques to create traditional, contemporary and functional three-dimensional pieces of art. There will be demonstrations of various pieces of equipment, including oxy-acetylene and electric arc welding. Students should wear cotton clothing with long-sleeves and long pants, work boots and no open toed shoes. Long hair must be tied back. Bring work gloves. Materials discussed at the first class.

**\$440.00**



## **SPECIAL STUDIES**

## ***Introduction to Japanese Brush Painting Sumi-e***

Maj Kalfus

**Tuesday | 10:00 AM - 12:00 PM**  
**5 Weeks: September 14 - October 12**

**Tuesday | 10:00 AM - 12:00 PM**  
**5 Weeks: November 02 - November 30**

Through the simplicity of minimalist brush strokes, learn the techniques used in the ancient art of brush painting known as Sumi-e . The art of brush painting aims at depicting the spirit of a subject through balance, rhythm and harmony. The techniques will be demonstrated in five consecutive classes exploring the use of brush, ink and rice paper. Students will learn to depict traditional images from nature such as orchids, bamboo, chrysanthemums and plum trees...mastering the unique brush strokes to execute each. Students will learn to use the distinctive Sumi-e materials: learn to make ink with ink sticks, learn about the different brush styles and how to hold them and how to utilize rice paper.

**\$180.00**

## ***Glass Working: All Levels***

Stephanie Maddalena

**Wednesday | 1:00 PM - 4:00 PM**  
**12 Weeks: September 15 - December 01**

Learn what lampworking is all about! Starting at the very beginning, students will learn to make glass beads the way they have been made in Venice for centuries. Students will use colorful glass rods, silver and copper foils and enamels to personalize their beads. No experience is necessary, but students with some experience will have the chance to work with the instructor on more advanced techniques. Please wear cotton clothing, tie long hair back and wear closed-toe shoes. The school will provide all materials.

**\$605.00**

## ***Sogetsu Ikebana: The Japanese Art of Flower Arrangement***

Shizue Pleasanton

**Wednesday | 10:00 AM - 12:00 PM**  
**12 Weeks: September 15 - December 01**

Sogetsu Ikebana is much more than "Japanese flower arranging," it is a modern form of an ancient art of sculpture with living materials. Students will learn the traditional principles and aesthetic disciplines, combined with creative energies to capture, express and enhance natural beauty. Students should bring vessels, shears, pin-holders and plant materials or you can purchase some plant materials from the instructor for a nominal cost.

**\$440.00**

## ***The Oblique Pointed Pen: Ornamental Handwriting***

Moki Kokoris

**Wednesday | 1:00 PM - 3:00 PM**  
**6 Weeks: September 15 - October 20**

The Engrosser's Script, is a beautiful flowing script with letterforms composed of delicate hairline strokes and contrasting thicker downward strokes. It originated in Italy in the 17th century, where it rapidly became the dominant writing style because of a growing commercial need for a script that could be written quickly. With the blunt-edge Italic nib used for earlier scripts, variations in width were created by frequently lifting the nib to change its angle on the paper.

**\$210.00**

### ***Traditional Calligraphy: The Humanist Hand***

Moki Kokoris

**Wednesday | 10:00 AM - 12:00 PM**

**6 Weeks: September 15 - October 20**

Calligraphy is a delicate and elegant yet endangered craft. This course is an introduction to the art form's true meaning: calli- kalos in Greek, meaning "fine," and -graphy from the Greek grapho meaning "to write." Following an old-school philosophy, and beginning with the fundamental methods and principles of the calligrapher's implements and materials, students will be taught key calligraphy terms, structural guidelines, scale, angles, direction and basic pen strokes. Starting with the dual-pencil technique, the class will progress to the broad-edged calligraphy marker and eventually to the steel nib liquid ink. No prior experience or skills are necessary. The only prerequisites are enthusiasm and the willingness to learn the skills needed to create beautiful letters.

**\$210.00**

### ***Ornamental Brush Pen Lettering***

Moki Kokoris

**Wednesday | 1:00 PM - 3:00 PM**

**6 Weeks: October 27 - December 08**

Brush Pen Lettering is a more contemporary and popular form of writing, often referred to as "modern calligraphy." Perfect for beginners, brush pen lettering is much less rigid in form, allowing the writer's personal style to come through. In this course, students will learn about different brush pen types, the stylized alphabet, and how to vary the strokes and pressure to create movement as we explore the wide spectrum of writing - from casual scripts through decorative freestyle forms to bold expression. Make a statement! Be daring! Be free! As Pablo Picasso said, "Learn the rules like a pro so you can break them like an artist."

**\$210.00**

### ***Traditional Calligraphy: The Blackletter Hand(script)***

Moki Kokoris

**Wednesday | 10:00 AM - 12:00 PM**

**6 Weeks: October 27 - December 08**

Blackletter is a Gothic script composed of simple yet distinctive strokes using a broad-nib pen, also known as chisel-tip. Nearly 1000 years old, Blackletter is what we often think of in association with medieval European manuscripts. We will begin with the highly approachable minuscule (lowercase) Blackletter alphabet. Classes will be spent covering variations of serifs and majuscule (capital) letters. This course is suitable for the beginner, and can also make a wonderful addition to the repertoire of the more experienced calligrapher.

**\$210.00**



## **PHOTOGRAPHY & DIGITAL ARTS**

### ***The Fine Art of Film Photography and Darkroom***

Bruce Dunbar

**Wednesday | 9:30 AM – 12:30 PM**

**12 Weeks: September 15 – December 08**

This is an all-level course for those wishing to learn or refine their techniques and ideas. Emphasis is placed on the printing process and presentation of images. Demonstrations, critiques, and slide lecture presentations will be given as a means to investigate creativity, as well as to gain insight into creating ideas and understanding concepts of black and white photographs. Students provide camera, film, and printing paper.

**\$620.00**

### ***Ghost Photography and Other Haunting Techniques***

Luciana McClure

**Saturday | 2:00 PM – 4:30 PM**

**5 Weeks: September 18 – October 23**

This class will invite students to learn about the technique of ghost photography through the use of double, long exposure and movement. Students will also be introduced to the history behind spirit photography.

Camera and/or iPhone required.

**\$275.00**

### ***Grey Landscape***

Luciana McClure

**Saturday | 2:00 PM – 4:30 PM**

**5 Weeks: November 06 – December 11**

Join us for this class as we discover and learn about the use of natural light when creating landscapes in overcast grey days. We will be looking at a number of photographs under varied light and weather conditions, while understating the ways you can utilize your camera to have full control while addressing the ways light affect your photograph. Students will develop a small body of black, white and grey work, learn about editing their landscapes in Lightroom and learn about landscape composition under a grey scale.

**\$275.00**



## **JEWELRY & METAL ARTS**

### ***Basic Jewelry & Silversmithing***

Gail Bradshaw

**Monday | 10:00 AM - 1:00 PM**

**12 Weeks: September 13 - December 06**

This course will introduce beginning students to the exciting world of making jewelry. In addition to learning fabrication techniques, students will come away with a new appreciation for handcrafted jewelry. Through demonstrations and hands on experience, students will acquire basic metalsmithing and jewelry skills. Projects are tailored to build proficiency with techniques and tools. The focus will be on learning the fundamentals – sawing, drilling, filing, riveting, soldering, basic bezel construction, and finishing. Sawing is the first task, which can be challenging initially - however it is a critical element of jewelry fabrication. Projects include a riveted design for acquiring basic skills, followed by fabricating a bezel for a cabochon. Additional projects will be incorporated if time allows. No experience necessary.

**\$570.00**

### ***Intermediate Jewelry & Silversmithing***

Gail Bradshaw

**Monday | 6:30 PM – 9:30 PM**

**12 Weeks: September 13 – December 06**

**Wednesday | 1:30 PM – 4:30 PM**

**12 Weeks: September 15 – December 08**

**Wednesday | 10:00 AM – 1:00 PM**

**12 Weeks: September 15 – December 08**

This intermediate jewelry class is designed to build on metalworking skills learned in the Basic Jewelry course, with the goal of refining proficiency and adding more advanced jewelry techniques and design abilities. Project choices are flexible focusing on student needs and enhancing the student's skill set. The school will provide base metal (nickel, brass, copper) and silver will be purchased from the instructor. Plan for cash purchases of \$20-\$40, depending on quantity of metal used. Requirements: Basic Jewelry Silversmithing or equivalent or approval from instructor.

**\$570.00**

## ***Enameling on the Edge: Intermediate Level***

Gail Bradshaw

**Tuesday | 10:00 AM - 1:00 PM**

**12 Weeks: September 14 - November 30**

This intermediate technique-based course will continue the exploration of traditional enamel skills, such as cloisonné and champlevé. In addition, newer enameling procedures will be introduced. Classes are small so register early. Open to only experienced enamellists.

**\$580.00**

## ***Complex Flower Pendant***

Maureen Henriques

**Friday | 10:00 AM - 2:00 PM**

**6 Weeks: September 24 - October 29**

**Friday | 10:00 AM - 2:00 PM**

**6 Weeks: November 05 - December 17**

In this 6 week class, students will learn a variety of jewelry fundamentals and techniques, including but not limited to, soldering, sand casting, creating realistic flowers from sterling sheet, making chain and bezel setting. Each week we will accomplish one section of the pendant, with the last week devoted to assembly, patina, polishing and stone setting. (please note stones will vary in shape, size and color).

**\$420.00**

## **ADULT WORKSHOPS**



## **PAINTING & DRAWING**

### ***Introduction to Encaustic Painting (Hot Wax)***

Nash Hyon

**Sunday | 10:00 AM - 3:00 PM**

**1 Day: September 12**

Love how encaustic paintings look? Want to know more about it and try it out without a large investment of time or materials? In this workshop you will learn all the basics including, tools, techniques, and safety. After demonstrations, you will have time to work hands-on with this unique and historic medium that is gaining popularity among all types of artists. The school will supply all of the equipment. Please see our website for additional materials you should bring.

**\$160.00**



## ***One Night Stand: Fluid Acrylic Pours***

Nash Hyon

**Friday | 7:00 PM - 9:00 PM**

**1 Day: September 17**

**Friday | 7:00 PM - 9:00 PM**

**1 Day: October 08**

**Friday | 7:00 PM - 9:00 PM**

**1 Day: November 12**

**Friday | 7:00 PM - 9:00 PM**

**1 Day: December 03**

Come learn the techniques, tips and tricks of acrylic pours in this fun, interactive workshop. Learn various techniques to create abstract paintings without any painting experience. Each person will do two different pours on canvas that create multi-colored abstract designs. Please come dressed for mess. Bring two pizza boxes that fits two 12 x 12 canvases to take home wet artwork.

**\$60.00**

## ***One Night Stand: Painting the Landscape to Live Music***

Karen Siegel

**Friday | 6:30 PM - 8:30 PM**

**1 Day: September 24**

Learn how to paint a landscape step-by-step. We will explore various watercolor techniques including color mixing and shading while professional acoustic bass musician will improvise during the class. Discover your creative process in a relaxed environment while listening to live music! Music by Mary McSweeney.

**\$60.00**

## ***Beginning Watercolors***

Wendy MacCordy

**Saturday, Sunday | 10:00 AM - 1:00 PM**

**2 Days: October 02 - October 03**

Experience the fun of watercolor painting. This workshop is designed for students who are beginners in watercolors and would like to learn the fundamentals of the medium. We will explore watercolor materials, techniques, and color mixing in a relaxed atmosphere. There will be demonstrations every day and lots of individual attention. Bring your own photographs for painting inspiration.

**\$170.00**

## ***Painting Creatively from Photos | Oil and Acrylic Workshop***

Souby Boski

**Saturday | 10:30 AM - 3:30 PM**

**1 Day: October 02**

Most artists use source photos in some capacity when they work, whether to jog their memory of a particular place and time or to record specific visual details to incorporate in later pieces. In this workshop students will learn to paint in a creative, personal, and expressive way using reference photographs - freeing them from copying. Learn to dismiss the sense of obligation to show exactly what is depicted in the photo and feel free and inspired to manipulate the composition, assuring vitality and making the painting your personal creation. Bring several canvases and reference photos. A suggested materials list will be provide upon registration.

**\$170.00**

### ***Silvermine Saturday: Fluid Acrylic Pours***

Nash Hyon

**Saturday | 2:00 PM - 4:00 PM**

**1 Day: October 09**

**Saturday | 2:00 PM – 4:00 PM**

**1 Day: December 04**

Come learn the techniques, tips and tricks of acrylic pours in this fun, interactive workshop. Learn various techniques to create abstract paintings without any painting experience. Each person will do two different pours on canvas that create multi-colored abstract designs. Please come dressed for mess. Bring two pizza boxes that fits two 12 x 12 canvases to take home wet artwork. Ages 16+ are welcomed to join this workshop!

**\$60.00**

### ***Abstract Flowers***

Lenny Moskowitz

**Sunday | 10:00 AM - 3:00 PM**

**1 Day: October 10**

This one-day workshop is about exploring drawing, painting, and collaging flowers. Previous art experience is not necessary but coming to the workshop with an open and playful mindset is. We will be dealing with some basics of value, color, and playfulness. Some of the techniques we will be using will be drawing, crayoning, and collaging—a real mixed-media assortment. This class is suited for someone who is looking to loosen up and add to their repertoire of techniques.

**\$120.00**

### ***Artistic Anatomy Workshop***

Justin Wiest

**Saturday, Sunday | 10:00 AM - 2:00 PM**

**2 Days: October 16 - October 17**

This class will observe and draw the figure model while referring to anatomical charts and models. The goal of the workshop is for the individual artist to be able conceive a figure in their mind's eye and apply their observations of the live model to it. Each day will feature a specific anatomical topic and exercise. Historical approaches and techniques will be covered as well. All levels are welcome.

**\$255.00**

### ***Silvermine Saturday: Fluid Acrylic Pours II***

Nash Hyon

**Saturday | 2:00 PM - 4:00 PM**

**1 Day: October 16**

**Saturday | 2:00 PM - 4:00 PM**

**1 Day: December 11**

Loved doing fluid acrylic pours? Acrylic Pours II will go beyond the "dirty" pour technique to two new ways to create unique, multi-colored abstract designs on canvas. The school supplies all materials but please bring boxes (pizza ones work best) or metal roasting pan that fits two 12 x 12 canvases to bring your WET canvases home while keeping them flat. Dress for a mess! Participant should have attended Acrylic Pour I.

**\$60.00**

## ***The Deep Dive: Painting a Series***

Souby Boski

**Saturday | 10:30 AM - 3:30 PM**

**1 Day: November 13**

Let's really explore a subject and think deeply about it. Let's develop your ideas fully and see just how far you can push those ideas. The closer you look the more fascinating your explorations will become. In this weekend workshop we will learn how working in a series gives you a plan, a direction, a goal and the confidence to explore different angles, perspectives, contexts, etc. By studying your subject and painting it more than once you are better able to interpret it on a higher level. You have to try new ideas, techniques, colors, etc. Try to find something that has a personal emotional connection. Have several canvases and a selection of reference photos of the same subject. Suggested materials list provided upon registration.

**\$170.00**

## ***Classical Still Life***

Justin Wiest

**Saturday, Sunday | 10:00 AM - 2:30 PM**

**2 Days: November 20 - November 21**

This demonstration will deal with making a painting front start to finish. How to conceive and record initial ideas while editing the composition. Lighting and atmosphere are very important elements that often are ignored. Tips will be given on how to make your personal space or studio optimal for still life painting. Viewers are encouraged to paint along with the instructor and to text questions text questions that will be addressed in real time.

**\$145.00**



## **PRINTMAKING**

### ***Silvermine Saturday: Gel Plate Printing***

Nash Hyon

**Saturday | 2:00 PM - 4:00 PM**

**1 Day: November 13**

No experience needed! In this new, fun two hour workshop we will experience the magic of printing in multiple colors, design, textures and transfers using the gel plate. With water based paints multiple layers will be created by printing the same paper over and over. When these dry, the prints may be used for collage, cards, gift wrap or framed as finished artwork. You will be amazed at what you can make during the two hours of this workshop.

**\$60.00**

### ***Silvermine Saturday: Gel Plate Printing II***

Nash Hyon

**Saturday | 2:00 PM - 4:00 PM**

**1 Day: November 20**

In this new 2 hour Friday night class we will take all those wonderful gel plate prints that you made and create a collage "painting" on artists panel. We will use acrylic medium and a limited selection of colors for over painting and/or to use with stencils. Have fun and create a finished piece suitable for framing. Must have taken Gel Plate I to sign up.

**\$60.00**

### ***One Night Stand: Creating Holiday Notecards & Gift Tags***

Nancy McTague-Stock

**Friday | 7:00 PM - 9:00 PM**

**1 Day: December 03**

Using the monotype process and further embellishing with gold ink and watercolors, you will learn how to make different types of images to create special cards or tags for the holiday season. Your cards will be treasured by those who receive them! Each student will be able to go home with 8-15 note cards and/or gift tags, all ready to be mailed or attached to packages! All levels are welcome.

**\$60.00**



## **CERAMICS**

### ***Wheel Throwing Workshop***

Wendy Hower

**Sunday | 10:00 AM - 3:00 PM**

**1 Day: September 12**

Have you ever wanted to try something just for the day? In this one-day workshop for the total beginner, you can get your hands in clay as we construct and throw some simple clay forms. Learn basic throwing techniques to create your own piece of pottery. No experience needed.

**\$155.00**

### ***One Night Stand: On the Potter's Wheel***

Jon Puzzuoli

**Friday | 7:00 PM - 9:00 PM**

**1 Day: September 17**

**Friday | 7:00 PM - 9:00 PM**

**1 Day: September 24**

**Friday | 7:00 PM - 9:00 PM**

**1 Day: October 08**

**Friday | 7:00 PM - 9:00 PM**

**1 Day: October 22**

**Friday | 7:00 PM - 9:00 PM**  
**1 Day: November 05**

**Friday | 7:00 PM - 9:00 PM**  
**1 Day: November 19**

**Friday | 7:00 PM - 9:00 PM**  
**1 Day: December 03**

**Friday | 7:00 PM - 9:00 PM**  
**1 Day: December 17**

Join us for a fun evening out with friends or family! The evening will start with a wheel throwing demonstration followed by an opportunity for you to learn how to throw on the potter's wheel. You'll create your very own bowl(s) which we will glaze and fire for you to pick up at a later date. We promise you'll have a blast and it will be a different experience for you. Bring a friend, family member or a date, and enjoy the evening. The pieces will take four to six weeks to fire, and the school office will notify you when pieces are ready to be picked up.

**\$60.00**

### ***Raku Workshop***

Jon Puzzuoli

**Sunday | 10:00 AM - 3:00 PM**  
**1 Day: September 26**

**Sunday | 10:00 AM - 3:00 PM**  
**1 Day: October 24**

Students bring their bisque pieces and spend the day glazing and firing in the raku kiln. We will do a combination of firings: traditional raku, and fuming techniques using horsehair and feathers. Students should use white stoneware clay, which may be purchased in advance. Pieces can be bisque fired in Silvermine's kiln two weeks prior to the date of the workshop. We will accommodate as many firings as the day allows. Expect to get at least 5 medium size (approx. 8 x 8 x 8 inches would be considered medium size) pieces fired. Pieces should be based on cylindrical forms, not flat, or over 10 lbs. Students must wear cotton clothing that covers arms and legs, sturdy shoes, and hair must be tied back. To withdraw, students must notify the school office two weeks prior to the workshop date to receive a refund or credit. Rain date will be decided at a later date.

**\$180.00**

### ***Texture Tiles***

Wendy Hower

**Sunday | 10:00 AM - 4:00 PM**  
**1 Day: October 03**

Come spend the day learning different ways to create textures on your work. We will be using porcelain tiles for the workshop to provide the best contrast in texture for the different techniques we will be exploring. Carving, rolling, sculpting and shellac are only a few of the many ways you can enhance your pieces.

**\$155.00**

### ***Making Teapots***

Keiko Ashida

**Sunday | 10:00 AM - 3:00 PM**  
**2 Day: October 10 & October 17**

This two-day, workshop will lead students through the complete process of creating a teapot. This workshop will be wheel-based. Discussion, demonstration, worktime will guide your exploration of this compelling ceramic form. The workshop is great for intermediate to advanced students. If you have experience already, here is your chance to open up your concept of the teapot to consider the range of design expressive choices. If you've been working toward making your first-ever teapot, and you have some experience on the wheel, here is your chance for encouragement, insight, practical tips.

**\$220.00**

## ***Ceramic Basket Weaving***

Wendy Hower

**Sunday | 10:00 AM - 4:00 PM**

**1 Day: November 14**

Ever wondered how ceramic woven baskets are created? This fun all hands-on workshop will have you weaving clay in no time. Come spend the day with me as we weave our ceramic baskets, plates and more.

**\$155.00**



## **MIXED MEDIA & COLLAGE**

### ***Value in Mixed Media***

Lenny Moskowitz

**Sunday | 10:00 AM - 1:00 PM**

**1 Days: October 24**

In this workshop students are encouraged to abandon judgment, and instead playfully explore art-making. Working through a combination of drawing, collage, paint, and mixed media techniques this workshop is intended to lead to inventive personal expression. Course includes demonstrations in collage technique, value study, collage paint, and simplified drawing.

**\$80.00**

### ***Creative Aging: Collage & Conversation***

Judith Weber

**Friday | 10:00 AM - 12:30 PM**

**2 Days: November 05 & November 12**

Share your stories and bring them to life working with collage, mixed media, and mono-printing. Create your own painted papers, explore stenciling, layering textured surfaces, and integrate ephemera into your work. Demonstrations will help you to discover, explore and sharpen your skills while printing, pasting, and painting with a new relaxed approach. Individual guidance will be ongoing and all levels are welcome to join! Creative Aging workshops are designed to connect to your inner artist! We all have one and through exploration and play you can not only create beautiful work but gain a sense of wonderment about the lives we have lived.

**\$145.00**

### ***Creative Aging: Create Your Book of Memories***

Judith Weber

**Friday | 10:00 AM - 12:30 PM**

**2 Days: December 03 & December 10**

Embrace your creativity and bring your memories to the craft table. Working with photocopies of your favorite people and places, images sourced from magazines, found objects and odds and

ends, you will explore photo-transfer, mixed-media techniques, mono-printing and layering as you cut, paste, and collage your own personal story while sharpening your crafting skills. Individual guidance will be on-going, and all levels are welcome to join! Creative Aging workshops are designed to connect to your inner artist! We all have one and through exploration and play you can not only create beautiful work but gain a sense of wonderment about the lives we have lived.  
**\$145.00**



## **WOODWORKING**

### ***Introduction to Furniture Making Workshop***

Mark Andreas

**Saturday, Sunday | 10:00 AM - 3:00 PM**

**2 Days: September 18 - September 19**

Build a simple table in the while learning all the basics of furniture making from equipment safety to choosing wood and milling your pieces. Through demonstrations of equipment and safety rules you will create a one-of-a-kind wooden piece. Long hair must be tied back. Bring work gloves. All materials will be provided.

**\$250.00**



## **METAL & SCULPTURE**

### ***Carving the Human Head & Figure in Stone***

David Gesualdi

**Thursday, Friday | 10:00 AM - 3:00 PM**

**2 Days: September 09 - September 10**

Using their choice of marble, limestone, or alabaster, students will be introduced to a wide range of stone carving techniques geared to the carving of the human head and figure in stone. Hand tools, as well as pneumatic air hammers, will be used and demonstrated throughout the entire process. Students will be guided from the roughing out of the general planes of the head and figure through to the carving of the individual features and details. A wide variety of traditional stone carving and finishing techniques will be demonstrated. For students who do not already have a stone for use in the workshop. 30 to 40 lb. blocks of Vermont marble or Indiana limestone will be available for purchase. For students who do not have their own tools. A wide variety of tools will be available for students to use during the workshop.

**\$250.00**

### ***A Day to Weld!***

Justin Perlman

**Sunday | 10:00 AM - 4:00 PM**

**1 Day: September 12**

**Sunday | 10:00 AM - 4:00 PM**

**1 Day: December 19**

This workshop is for beginning students. If you have ever wondered what it would be like to weld or create something out of metal, this is the workshop for you. This is a hands-on workshop. Through demonstrations of equipment and safety rules you will create a piece of art. Students should wear cotton clothing with long-sleeves and long pants, work boots and no open toed shoes. Long hair must be tied back. Bring work gloves. All materials are provided.

**\$175.00**



## **SPECIAL STUDIES**

### ***Fiber Arts Exploration (Ages: 16+)***

Robin McCahill

*Yarn Spinning*

**Sunday | 10:00 AM - 3:00 PM**

**1 Day: September 19**

*Wet Felting*

**Sunday | 10:00 AM - 3:00 PM**

**1 Day: October 10**

*Fabric Embellishments*

**Sunday | 10:00 AM - 3:00 PM**

**1 Day: November 07**

Whether you are new to Fiber Arts or have experience in several mediums these workshops will inspire and inform. Come experiment with spinning, weaving, and felting with more options as interest in fiber art grows. Find new ways to incorporate these techniques into your wardrobe, wall art, sculpture, home décor and more. Each workshop will allow you to learn a new technique and start a new project. Some tools such as tapestry looms and drop spindles will be available to borrow while others will be available during class time such as drum carders and spinning wheels. Participants are encouraged to bring their own tools and yarns as well.

**\$145.00**



### ***Lampwork in Miniature***

Maureen Henriques

**Saturday | 10:00 AM - 4:00 PM**

**1 Day: September 25**

Learn to create miniature plants, animals, figures, beasts, of all types! Heat control, sculpting the glass, and attention to detail will be some of the topics covered during this class. Students are encouraged to bring in photos and drawings of ideas for pieces they would like to create. Previous lampwork experience is required.

**\$175.00**

### ***Fiber Arts Exploration (Ages: 16+)***

Robin McCahill

*Weaving*

**Sunday | 10:00 AM - 3:00 PM**

**2 Days: September 26 - October 03**

Whether you are new to Fiber Arts or have experience in several mediums these workshops will inspire and inform. Come experiment with spinning, weaving, and felting with more options as interest in fiber art grows. Find new ways to incorporate these techniques into your wardrobe, wall art, sculpture, home décor and more. Each workshop will allow you to learn a new technique and start a new project. Some tools such as tapestry looms and drop spindles will be available to borrow while others will be available during class time such as drum carders and spinning wheels. Participants are encouraged to bring their own tools and yarns as well.

**\$245.00**

### ***Store Bought Flowers- Fall Garden Design***

Trish O'Sullivan

**Saturday | 10:00 AM - 12:00 PM**

**1 Day: October 09**

Working with a variety of seasonal flowers, herbs and vegetables you will learn how to purchase and easily design store bought flowers. Leave class with a beautiful and brightly colored fall garden design along with the tips and tricks of the trade insuring a long-lasting and vibrant floral display without harmful chemicals or floral foam.

**\$155.00**

### ***How Does Your Garden Grow***

Maureen Henriques

**Sunday | 10:00 AM - 4:00 PM**

**1 Day: October 17**

Course Description: These fun beads look good enough to eat! In this class we will push the basic fundamentals of glass bead making further to create a sculptural harvest! Techniques that will be discussed and implemented include heat control, pulling cane, encasement, and using the correct tools for creating special textures and looks. A green thumb isn't required, but basic lampwork experience is.

**\$175.00**

### ***Autumnal Everlasting Grapevine Wreath Crafted with Botanical***

Trish O'Sullivan

**Sunday | 1:00 PM - 3:00 PM**

**1 Day: September 26**

Our 18" to 20" inch handcrafted fresh grape vine wreath will be a welcoming touch to your door or table from Halloween to Thanksgiving. Our festive wreath will be wrapped with fresh bittersweet vine, interspersed with colorful glycerin oak leaves, yarrow, pods and moss for lasting freshness. Learn the tricks and tips of the trade for the storage of botanical decorations for years to come.

**\$180.00**

### ***All About Stringer***

Maureen Henriques

**Saturday | 10:00 AM - 4:00 PM**

**1 Day: November 13**

Ready to step up your glass work? In this All About Lampwork Stringer class, students learn to take their stringer control to new levels. Placement, heat control, consistency, encasement, scroll and line work, and finding the "sweet spot" in the flame are just some of the topics that will be covered! Basic Lampwork experience is a must.

**\$175.00**

### ***Thanksgiving Harvest Centerpiece***

Trish O'Sullivan

**Saturday | 10:00 AM - 12:00 PM**

**1 Day: November 20**

Create a glorious autumnal centerpiece with step by step, hands-on instruction, for your Thanksgiving table crafted from store-bought seasonal flowers, herbs, mini pumpkins and lady apples. We will set our flowers in a vase wrapped in branches for personalized holiday presentation. Learn tips and tricks of the trade for insuring a long-lasting and vibrant floral centerpiece without chemicals or floral foam.

**\$155.00**

### ***Family Day of Felting (Ages: 4 & Up)***

Robin McCahill

**Sunday | 10:00 AM - 3:00 PM**

**1 Day: December 12**

Create a seasonally inspired, 3 dimensional Needle-felted object. You have the option of creating an animal (pet or winter visitor), fruit, vegetable, flower, or ornament to treasure and display.

**\$145.00**

### ***Winter White Holiday Centerpiece: Master Class***

Trish O’Sullivan

**Saturday | 10:00 AM - 12:00 PM**

**1 Day: December 18**

Learn to craft a beautiful Della Robbia/Colonial Williamsburg style holiday wreath adorned with clusters of seasonal dried fruits, herbs, berries, pods, leaves and other dried natural materials. Our wreath frame is a fresh and fragrant 24” Noble pine mixed with juniper, pine cones and incense cedar, making for a perfect welcoming to any door or as a table centerpiece for the holiday season. Our Della Robbia wreath can be displayed indoors or at front door welcoming thought the winter. Floral tools and floral glue will be provided.

**\$180.00**

### ***Holiday Della Robbia Wreath***

Trish O’Sullivan

**Saturday | 10:00 AM - 12:00 PM**

**1 Day: December 04**

Learn to craft a beautiful Della Robbia/Colonial Williamsburg style holiday wreath adorned with clusters of seasonal dried fruits, herbs, berries, pods, leaves and other dried natural materials. Our wreath frame is a fresh and fragrant 24” Noble pine mixed with juniper, pine cones and incense cedar, making for a perfect welcoming to any door or as a table centerpiece for the holiday season. Our Della Robbia wreath can be displayed indoors or at front door welcoming thought the winter. Floral tools and floral glue will be provided.

**\$200.00**



## **PHOTOGRAPHY & DIGITAL ARTS**

### ***iPhone Photography: Shooting and Editing with Lightroom Mobile***

Bruce Dunbar

**Saturday | 10:00 AM - 2:00 PM**

**1 Day: September 25**

Learn about the potential of the Lightroom mobile camera then learn to use Lightroom Mobile to edit your photos in a creative style. Class time will be split between lecture/demonstrations, shooting photos on Silvermine’s campus and hands on editing. Basic camera tips and editing tips to enhance your images will be discussed. Students must have the Lightroom mobile app installed before class. If you have an iPad or laptop you can install the app there too, sync the photos for easier editing and bring along to the workshop. Open to all levels.

**\$110.00**

## ***The Magial World of Smartphone Infrared Photography***

Susanne Brandt

**Saturday | 9:30 AM – 1:30 PM**

**1 Day: September 25**

This course will focus on using your smartphone to capture Infrared photographs. Participants will be introduced to the Magical World of “Unseen Light” as Infrared wavelengths are not visible to the naked eye. Infrared photography has a surreal and dream-like quality unlike traditional photography. An iPhone 7+ or greater will work for this infrared technique. This process also works with the Android line of phones, however this course will be taught using the iPhone as the artistic medium. The infrared filter can be easily attached and removed from your smartphone. During this class you will learn how an Infrared camera captures photographs of landscapes, architecture, still life, nature and the human form. Demonstrations will be given on how to capture photographs utilizing the filter as well as processing and editing the photographs.

**\$115.00**

## ***From Picture Album to Photobook***

Bruce Dunbar

**Saturday | 10:00 AM - 2:00 PM**

**1 Day: October 16**

Do you have a bunch of photos filling up your computer? Do you want to take those images and make them into a Photobook? Let’s transform your family photos, vacations snapshots or documentary images into an engaging story as a Photobook. The class will begin with examining design concepts and options for layouts. We will then discuss the sequencing and editing process before moving on to producing a layout using Blurb. Students can choose to have their books published or not.

**\$110.00**

## ***Organize Your Digital Photography Files***

Bruce Dunbar

**Saturday | 10:00 AM - 2:00 PM**

**1 Day: November 13**

Learn how to make a workflow that includes organizing, storing and backing up your digital photographic files with ease. We all know how frustrating it is to spend hours looking for a particular photograph. In this class, learn the strategies to organize, store and back up your files using different programs such as Lightroom Classic or Adobe Bridge. Learn how to keep them organized and make retrieval a breeze.

**\$110.00**



## **JEWELRY & METAL ARTS**

### ***Experimental Enameling: Beginning & Intermediate Levels***

Gail Bradshaw

**Wednesday, Thursday | 10:00 AM - 4:00 PM**

**2 Days: September 08 - September 09**

Capture the spectacular luminosity of reflected light in one-of-a-kind enamel art. This is a very forgiving and fun medium with a breathtaking surprise when the kiln door is opened! Gain an understanding of enameling while having fun playing with color on copper and experimenting with numerous embellishments. Basic introduction includes preparation of enamel, working with opaque and transparent colors, dry sifting and wet inlaying techniques. New as well as traditional methods will be explored. Techniques covered include: stenciling, watercolor, marker, rubber stamps, luster, basse taille(enamel over texture), sgraffito(scratching through enamel to create patterns), and cloisonné(wire separation enamel). Classes are small so register early. Experimentation is encouraged! No experience necessary.

**\$265.00**

### ***Sterling Silver Window Pendant***

Maureen Henriques

**Saturday | 10:00 AM - 4:00 PM**

**1 Day: October 02**

Create a colorful window necklace pendant in this 6 hour workshop. Students will learn and practice several metalsmithing techniques including: sawing, soldering and applying patina. Students can choose from a simple beginner design (photo shows beginner design in ink) or an intermediate design (photo shows design on finished pendant). Resulting sterling silver pendant will be approximately 1 1/4 in. round.

**\$170.00**

### ***Fused Fine Silver Bracelet***

Maureen Henriques

**Saturday | 10:00 AM - 3:00 PM**

**1 Day: December 11**

Students will learn the simple technique of fusing fine silver, which does not require solder, flux or pickling! We will coil, cut and saw our own rings, fuse them with an ordinary table top torch, texture and join the rings to create a linked bracelet...ready to wear! Techniques for forming a simple hand made clasp and earring wires will be discussed as well.

**\$155.00**

# ADULT ONLINE COURSES & WORKSHOPS

## ***Navigating the Tableau: Still Life in Pen, Ink & Watercolor***

Nancy McTague-Stock

**Thursday | 10:30 AM - 11:30 AM**

**4 Weeks: September 23 - October 14**

Historically, still life paintings have been comprised in large part around and about food. This workshop will explore the many possibilities that exist in that genre as we work to create still life paintings of both historical and contemporary interest! This class is an online ZOOM class.

**\$120.00**

## ***Animation Basics***

R. Lee

**Wednesday | 5:00 PM - 7:30 PM**

**5 Weeks: October 20 - November 17**

Fall is a memorable time for all, but especially for artists, as they are moved to capture the kaleidoscope of color in the world around them. Autumn's beauty awaits us! This class is an online ZOOM class.

**\$185.00**

## ***Autumnal Observations: Landscape & Natural Entities in Pen, Ink and Watercolor***

Nancy McTague-Stock

**Thursday | 10:30 AM - 11:30 AM**

**5 Weeks: October 21 - November 18**

Fall is a memorable time for all, but especially for artists, as they are moved to capture the kaleidoscope of color in the world around them. Autumn's beauty awaits us! This class is an online ZOOM class.

**\$120.00**

## ***Still Life in Interiors with Watercolors***

Christy Gallagher

**Thursday | 10:00 AM - 2:00 PM**

**7 Weeks: November 04 - December 16**

Winter will give us the opportunity to explore what is right at hand in our own homes. It is a chance to look around us in new ways for subject matter and composition. Using the guidance of the artists both past and present like Bonnard, Cezanne, Fairfield Porter and others, we will be able to create paintings which reflects life going on right around us using the things on our shelves, closets and drawers. The emphasis will be color relationships and composition and how to express through our paintings our personal world anew. Think of the assignment for this class as a weekly class, meeting once a week on zoom where we share our work for discussion and critique. We will email you the meeting link and password 24 hours in advance of the class.

**\$350.00**

# YOUTH COURSES



## **PAINTING & DRAWING**

### ***Exploring Drawing, Painting and More! (Ages: 7-9)***

Karen Siegel

**Tuesday | 4:30 PM - 6:30 PM**

**6 Weeks: September 14 - October 19**

**Tuesday | 4:30 PM - 6:30 PM**

**6 Weeks: November 02 - December 07**

In this 6 week course students will explore the elements of art (color, form, line, shape, space, texture, and value) through various artistic media. Subject matter will include still-life, landscape, abstraction and more. A different art technique will be introduced each week giving the young artist a chance to have fun exploring a variety of materials.

**\$255.00**

### ***Youth Art Studio: Sketching and Painting (Ages: 9-13)***

Wendy MacCordy

**Tuesday | 4:30 PM - 6:30 PM**

**6 Weeks: September 14 - October 19**

**Tuesday | 4:30 PM - 6:30 PM**

**6 Weeks: November 02 - December 07**

Students of all levels of experience who want to explore the magic of drawing and painting are invited to join this fun class. Through group and one-on-one instruction, students will be introduced to the fundamentals of color, line, and texture and shape techniques while exploring different styles of modern artists. Projects include drawing and painting from still life, landscape, portraiture and students' own creations.

**\$255.00**

### ***Exploring Drawing, Painting and More! (Ages: 10-12)***

Karen Siegel

**Wednesday | 4:30 PM - 6:30 PM**

**6 Weeks: September 15 - October 20**

**Wednesday | 4:30 PM - 6:30 PM**

**6 Weeks: November 03 - December 08**

In this 6 week course students will explore the elements of art (color, form, line, shape, space, texture, and value) through various artistic media. Subject matter will include still-life, landscape, abstraction and more. A different art technique will be introduced each week giving the young artist a chance to have fun exploring a variety of materials.

**\$255.00**

## **Youth Oil Painting (Ages: 13-17)**

C.J Guerin

**Thursday | 4:30 PM - 6:30 PM**

**12 Weeks: September 23 - December 16**

Students will learn about the beautiful and unique qualities of painting in oil. We will learn about setting up a palette, color mixing, mediums and glazing, layering and care of materials. Working both in the studio and plein air to create a still-life and landscape, the areas of sighting, linear and aerial perspective will be covered, allowing students to accurately paint what they see. The school will provide all materials.

**\$400.00**

## **Portfolio Development: Figure Pastel Painting (Ages: 14-17)**

Nomi Silverman

**Saturday | 9:30 AM - 12:30 PM**

**8 Weeks: October 16 - December 11**

This course will continue students' development of the figure while exploring pastel painting techniques working directly from the nude model. Students will gain experience solving problems with proportions, foreshortening and perspective as well as learning the various techniques. Students will receive personal attention in the process of creating a fully modeled figure painting as well as attaining knowledge of representing the human form in a convincing realistic manner. Parents should be aware the use of both male and female professional nude models in this course. The school will supply all materials.

**\$460.00**



## **WOODWORKING**

### **Basics of Woodworking (Ages: 13-17)**

Mark Andreas


**Tuesday | 4:30 PM - 6:30 PM**

**8 Weeks: October 26 - December 14**

In this course students will learn the art of carving wood and creating functional 3-dimensional artwork. There will be an introduction to tools such as chisels, rasps and gouges. Students should wear long sleeves, pants and work boots. No open toe shoes. Longhair must be tied back. The school will provide some of the materials. Additional materials will be discussed at the first class.

**\$320.00**





## **METAL & SCULPTURE**

### ***Youth Metal Sculpture (Ages: 14-17)***

Justin Perlman

**Saturday | 1:30 PM - 3:30 PM**


**6 Weeks: September 18 - October 23**

**Saturday | 1:30 PM - 3:30 PM**

**6 Weeks: November 06 - December 11**

We will learn the methods and techniques to create traditional, contemporary and functional three-dimensional pieces of art. There will be demonstrations of various pieces of equipment, including oxy-acetylene and electric arc welding. Additionally, students will be taught hand and stationary metal working tools. The first class will cover safety protocols and materials, as well as your goals for the term. Students should wear work boots, long sleeved cotton clothing and pants. Long hair must be tied back and please bring work gloves. Materials will be discussed at the first class.

**\$330.00**



## **SPECIAL STUDIES**

### ***Pollinator Puppetry (Ages: 3-6)***

Adelka Polak

**Tuesday | 2:00 PM – 3:15 PM**

**5 Weeks: September 14 - October 12**

Make rod puppets and draw gardens full of flowers while learning about the amazing lives of pollinators, including butterflies, dragonflies, flies, hummingbirds and bees every day. Participants will spend time inside the studio and outdoors near the pond where dragonflies love to visit.

**\$150.00**

### ***Curious Critters (Ages: 3-6)***

Adelka Polak

**Tuesday | 2:00 PM - 3:15 PM**

**5 Weeks: October 26 – November 23**

We will learn how to make totally interactive art with spiders that weave, bugs that crawl, insects that fly and frogs that hop both through drawings and puppets made from everyday materials. This is sure to capture the curiosity of every young mind!

**\$150.00**

### ***Youth Glass Flame Working (Ages: 12–17)***

Stephanie Maddalena

**Wednesday | 4:30 PM - 6:30 PM**

**12 Weeks: September 15 - December 01**

Learn what lampworking is all about! Starting at the very beginning, students will learn to make glass beads the way they have been made in Venice for centuries. Students will use colorful glass rods, silver and copper foils and enamels to personalize their beads. No experience is necessary, but students with some experience will have the chance to work with the instructor on more advanced techniques. Students need to wear long sleeves and pants. Must tie back hair and wear closed toe shoes.

**\$440.00**

### ***Introduction to Japanese Brush Painting Sumi-e (Ages: 9-13)***

Maj Kalfus

**Thursday | 4:30 PM - 6:30 PM**

**5 Weeks: September 23 - October 21**

**Thursday | 4:30 PM - 6:30 PM**

**6 Weeks: November 04 - December 09**

Through the simplicity of minimalist brush strokes, learn the techniques used in the ancient art of brush painting known as Sumi-e . The art of brush painting aims at depicting the spirit of a subject through balance, rhythm and harmony. The techniques will be demonstrated in five consecutive classes exploring the use of brush, ink and rice paper. Students will learn to depict traditional images from nature such as orchids, bamboo, chrysanthemums and plum trees...mastering the unique brush strokes to execute each. Students will learn to use the distinctive Sumi-e materials: learn to make ink with ink sticks, learn about the different brush styles and how to hold them and how to utilize rice paper.

**\$195.00**

# YOUTH WORKSHOPS



## PAINTING & DRAWING

### ***Lets Face It Caricature Studies (Ages: 11-14)***

Maj Kalfus

**Saturday | 1:00 PM - 4:00 PM**

**1 Day: November 13**

Develop a likeness using caricature techniques. Learn how to draw a face emphasizing a person's distinguishing features and personality. Learn some of the basics of drawing a face and head. Portraiture with a sense of humor. We will develop several portraits using photographs of familiar faces. No experience necessary. Drawing pad, dark pencil, eraser, soft pastels or oil pastels.

**\$80.00**



## CERAMICS

### ***Family Clay Day: Collaborative Creation (Ages: 5 & Up)***

Megan Collins

**Sunday | 1:00 PM - 4:00 PM**

**1 Day: September 19**

**Sunday | 1:00 PM - 4:00 PM**

**1 Day: November 21**

**Sunday | 1:00 PM - 4:00 PM**

**1 Day: December 19**

Looking for a creative afternoon to spend with your child, niece, nephew or grandchild? Come spend the afternoon making a collaborative project together with your loved one. This workshop is geared towards working in clay, using either hand building or wheel throwing to create ceramic pieces. Please bring a snack without nuts. The school supplies all materials. Clay

pieces take three to four weeks to be fired. The school will notify parents when pieces are ready to be picked up. The price of \$125 is for two participants.

**\$125.00**

### ***Ceramic Holiday Treasure! (Ages: 3 & Up)***

Jon Puzzuoli

**Sunday | 1:00 PM - 4:00 PM**

**1 Day: December 05**

All ages are welcome! Work alongside your loved ones to create a ceramic object that you can use in your holiday festivities. Make a cornucopia, menorah, Christmas tree, snowman, or seasonally inspired object, while learning slab and coil building techniques. The ceramic projects will be jazzed up with some color at the end of the workshop and will then be kiln fired. All Materials are provided. Projects take two to three weeks to be fired and you will be notified by phone and/or email when they are ready to be picked up. The price of \$125 is for two participants

**\$125.00**



## **MIXED MEDIA & COLLAGE**

### ***School Break: Studio Art Jams (Ages: 5-10)***

Marta Kot

*Animal Portraits*

**Thursday | 10:00 AM – 2:00 PM**

**1 Day: September 16**

*October Still Life*

**Monday | 10:00 AM – 2:00 PM**

**1 Day: October 04**

*The Autumn Landscape*

**Monday | 10:00 AM – 2:00 PM**

**1 Day: October 11**

*Fairies & Trolls*

**Tuesday | 10:00 AM – 2:00 PM**

**1 Day: November 02**

*The Self Portrait in Autumn*

**Thursday | 10:00 AM – 2:00 PM**

**1 Day: November 11**

*Bear's Hibernation- The Cave*

**Friday | 10:00 AM – 2:00 PM**

**1 Day: November 26**

No two workshops are the same! Children will be guided by instruction to reference works of art by well-known artists. They will participate in gentle group critiques that will take place in the studio setting. Children will have an outdoor break time for free play and exploration. Please pack a nut-free snack.

**\$120.00**

### **School Break: Studio Art Jams (Ages: 5-10)**

Marta Kot

*Bear's Holiday Celebration*

**Monday, Tuesday | 9:00 AM - 1:00 PM**

**2 Days: December 20 - December 21**

No two workshops are the same! Children will be guided by instruction to reference works of art by well-known artists. They will participate in gentle group critiques that will take place in the studio setting. Children will have an outdoor break time for free play and exploration. Please pack a nut-free snack.

**\$200.00**

### **Autumn Art Jams (Ages: 5-10)**

Marta Kot

*Rainbows in the Late Summer Landscape*

**Sunday | 11:00 AM - 3:00 PM**

**1 Day: September 26**

*Painting a Still Life with Apples*

**Sunday | 11:00 AM - 3:00 PM**

**1 Day: October 03**

*Face to Face with Wild Turkeys Brushwork*

**Sunday | 11:00 AM - 3:00 PM**

**1 Day: November 14**

*The Artist's Pumpkin*

**Sunday | 11:00 AM - 3:00 PM**

**1 Day: October 17**

*Painting the Autumn Landscape*

**Sunday | 11:00 AM - 3:00 PM**

**1 Day: November 07**

No two workshops are the same! Children will be guided by instruction to reference works of art by well known artists. They will participate in gentle group critiques that will have an outdoor break time for free pay and exploration. Please bring a nut-free snack.

**\$120.00**

### **Autumn Art Jams (Ages: 5-10)**

Marta Kot

*Diary of an Artist on Large Canvas*

**Sunday | 9:00 AM – 2:00 PM**

**1 Day: December 05**

*Holiday Tree*

**Sunday | 9:00 AM – 2:00 PM**

**1 Day: December 12**

No two workshops are the same! Children will be guided by instruction to reference works of art by well known artists. They will participate in gentle group critiques that will have an outdoor break time for free pay and exploration. Please bring a nut-free snack.

**\$140.00**

### ***Surprise Studio Art Jams (Ages: 5-10)***

Marta Kot

Wednesday | 9:00 AM - 1:00 PM

1 Day: December 22

Thursday | 9:00 AM - 1:00 PM

1 Day: December 23

Friday | 9:00 AM - 1:00 PM

1 Day: December 31

Friday | 9:00 AM - 1:00 PM

1 Day: December 24

Thursday | 9:00 AM - 1:00 PM

1 Day: December 30

Attend one, two, or three days (no two are the same). Children will explore new materials and themes in each session. This may include printmaking, painting on canvas, working with clay or collage, developing a sculpture, more. They will participate in gentle group critiques that will take place in the studio setting. Children will have an outdoor break time for free play and exploration. Please pack a nut-free snack.

**\$120.00**

### ***Sculpting with Wood & Other Materials (Ages: 5-10)***

Marta Kot

Monday, Tuesday, Wednesday | 9:00 AM - 1:00 PM

3 Days: December 27 - December 29

Children will explore sculpture using wood and a variety of materials in the development of a personal place or object. This may be a furry family pet, a dreamy castle, a robot with wheels, more. They will participate in gentle group critiques that will take place in the studio setting. Children will have an outdoor break time for free play and exploration. Please pack a nut-free snack.

**\$280.00**



### **SPECIAL STUDIES**

#### ***Fiber Arts Exploration (Ages: 16+)***

Robin McCahill

*Yarn Spinning*

Sunday | 10:00 AM - 3:00 PM

1 Day: September 19

*Wet Felting*

Sunday | 10:00 AM - 3:00 PM

1 Day: October 10

### *Fabric Embellishments*

**Sunday | 10:00 AM - 3:00 PM**

**1 Day: November 07**

Whether you are new to Fiber Arts or have experience in several mediums these workshops will inspire and inform. Come experiment with spinning, weaving, and felting with more options as interest in fiber art grows. Find new ways to incorporate these techniques into your wardrobe, wall art, sculpture, home décor and more. Each workshop will allow you to learn a new technique and start a new project. Some tools such as tapestry looms and drop spindles will be available to borrow while others will be available during class time such as drum carders and spinning wheels. Participants are encouraged to bring their own tools and yarns as well.

**\$145.00**

### ***Fiber Arts Exploration (Ages: 16+)***

Robin McCahill

*Weaving*

**Sunday | 10:00 AM - 3:00 PM**

**2 Days: September 26 & October 03**

Whether you are new to Fiber Arts or have experience in several mediums these workshops will inspire and inform. Come experiment with spinning, weaving, and felting with more options as interest in fiber art grows. Find new ways to incorporate these techniques into your wardrobe, wall art, sculpture, home décor and more. Each workshop will allow you to learn a new technique and start a new project. Some tools such as tapestry looms and drop spindles will be available to borrow while others will be available during class time such as drum carders and spinning wheels. Participants are encouraged to bring their own tools and yarns as well.

**\$245.00**

### ***Youth Glass Flame Working Workshop (Age: 12-17)***

Stephanie Maddalena

**Saturday | 10:00 AM - 3:00 PM**

**1 Day: October 16**

**Saturday | 10:00 AM - 3:00 PM**

**1 Day: December 04**

Learn what lampworking is all about! Starting at the very beginning, students will learn to make glass beads the way they have been made in Venice for centuries. Students will use colorful glass rods, silver and copper foils and enamels to personalize their beads. No experience is necessary, but students with some experience will have the chance to work with the instructor on more advanced techniques. Students need to wear long sleeves and pants. Must tie back hair. The school will provide all materials. Students should bring a light nut-free snack.

**\$140.00**

### ***Family Day of Felting (Ages: 4 & Up)***


Robin McCahill

**Sunday | 10:00 AM - 3:00 PM**

**1 Day: December 12**

Create a seasonally inspired, 3 dimensional Needle-felted object. You have the option of creating an animal (pet or winter visitor), fruit, vegetable, flower, or ornament to treasure and display.

**145.00**



## **PHOTOGRAPHY & DIGITAL ARTS**

### ***Monochromatic Landscape Design (Ages: 11+)***

Kate Muldoon

Ages: 11-14

**Saturday | 10:00 AM - 1:00 PM**

**1 Day: September 18**

Ages: 14-17

**Saturday | 10:00 AM - 1:00 PM**

**1 Day: October 23**

Come design your own monochromatic landscape. This beginner's workshop will teach the fundamentals of Adobe Illustrator and create your own unique landscape design. The students will pick a color of their choice to explore various tones to use in their landscape composition. This class will offer a step by step tutorial, learning about the graphic design process with time to brainstorm and sketch thumbnails for inspiration, with an informal critique at the end of the workshop. Each student will walk out of this workshop with a printed out copy of their landscape to bring home. The school will provide the Adobe Software.

**\$80.00**

### ***Design Your Own Band Poster (Ages: 14-17)***

Kate Muldoon

**Saturday | 10:00 AM - 1:00 PM**

**1 Day: October 09**

**Saturday | 10:00 AM - 1:00 PM**

**1 Day: November 06**

Have you ever wanted to create your own poster for your favorite musician? Join this beginner's workshop to learn the fundamentals of Adobe Illustrator and create your own band poster for the music artist of your choice. This class will offer a step by step tutorial, learning about the graphic design process with time to research, brainstorm and sketch thumbnails for inspiration, with an informal critique at the end of the workshop. Each student will walk out of this workshop with a large printed out copy of their poster to bring home. The school will provide the Adobe Software.

**\$80.00**



# YOUTH ONLINE COURSES & WORKSHOPS



## PHOTOGRAPHY & DIGITAL ARTS

### ***Animation Basics (Ages: 12-17)***

R. Lee

**Wednesday | 5:00 PM - 7:30 PM**

**5 Weeks: September 15 - October 13**

In this beginner-level ONLINE course students will learn the software and principles to make animation. No computer literacy being necessary. Students will animate the classic ball bounce, elements & effects, character walk cycles and more! No prior animation experience is necessary, though students must have access to the program Adobe Animate. Drawing tablets are not required but strongly recommended.

**\$185.00**

### ***Intro to Procreate (Ages: 12-17)***

R. Lee

**Thursday | 5:00 PM - 7:30 PM**

**5 Weeks: September 23 - October 21**

In this beginner-level five-session course, students will learn the skills needed to operate the iPad software, Procreate. We'll cover all basic elements of the app through a range of different exercises- from photo editing and illustration to animation! Students must own an iPad and the Procreate app to participate in this class. (Apple pencils are encouraged but not mandatory.)

**\$185.00**

### ***Teen Animation Online 2.0 (Ages: 12-17)***

R. Lee

**Thursday | 5:00 PM - 7:30 PM**

**5 Weeks: October 28 - December 02**

In this beginner-level five-session course, students will learn the skills needed to operate the iPad software, Procreate. We'll cover all basic elements of the app through a range of different exercises- from photo editing and illustration to animation! Students must own an iPad and the Procreate app to participate in this class. (Apple pencils are encouraged but not mandatory.)

**\$185.00**

# FAMILY WORKSHOPS

## ***Family Clay Day: Collaborative Creation (Ages: 5 & Up)***

Megan Collins

**Sunday | 1:00 PM - 4:00 PM**  
**1 Day: September 19**

**Sunday | 1:00 PM - 4:00 PM**  
**1 Day: November 21**

**Sunday | 1:00 PM - 4:00 PM**  
**1 Day: December 19**

Looking for a creative afternoon to spend with your child, niece, nephew or grandchild? Come spend the afternoon making a collaborative project together with your loved one. This workshop is geared towards working in clay, using either hand building or wheel throwing to create ceramic pieces. Please bring a snack without nuts. The school supplies all materials. Clay pieces take three to four weeks to be fired. The school will notify parents when pieces are ready to be picked up. The price of \$125 is for two participants.

**\$125.00**

## ***Rabbit & the Moon Family Workshop (Ages: 3 & Up)***

Adelka Polak

**Friday | 10:00 AM – 11:15 AM**  
**3 Days: December 03, December 10, December 17**

Participants will learn a story told for possibly thousands of years here in North America in the Saskatchewan region where a once plentiful, now endangered great bird lives during nesting season. This is the setting for Rabbit, who has a dream of going to the moon. Work with your little one to retell your own version of this story using natural materials, such as pine cones, to bring all of the characters to life.

This workshop will meet December 2nd, 9th, and 16th. On each meeting a character from the story will be created. Attendance is recommended at all meetings, for the full experience.

**\$120.00**

## ***Ceramic Holiday Treasure! (Ages: 3 & Up)***

Jon Puzzuoli

**Sunday | 1:00 PM - 4:00 PM**  
**1 Day: December 05**

All ages are welcome! Work alongside your loved ones to create a ceramic object that you can use in your holiday festivities. Make a cornucopia, menorah, Christmas tree, snowman, or seasonally inspired object, while learning slab and coil building techniques. The ceramic projects will be jazzed up with some color at the end of the workshop and will then be kiln fired. All Materials are provided. Projects take two to three weeks to be fired and you will be notified by phone and/or email when they are ready to be picked up. The price of \$125 is for two participants

**\$125.00**

## ***Family Day of Felting (Ages: 4 & Up)***

Robin McCahill

**Sunday | 10:00 AM - 3:00 PM**  
**1 Day: December 12**

Create a seasonally inspired, 3 dimensional Needle-felted object. You have the option of creating an animal (pet or winter visitor), fruit, vegetable, flower, or ornament to treasure and display.

**\$145.00**

