

WINTER 2022

Silvermine

School of Art

Silvermine Arts Center

# Winter Session 2022

## January 10 – March 20

Registration Opens: Thursday, November 18 | 9:00 AM

### Winter Session Holidays - School Closed:

Martin Luther King Jr. – Monday, January 17

President's Day – Monday, February 21

# Spring Session 2022

## April 4 – June 26

### Spring Session Holidays - School Closed:

Memorial Day – Monday, May 31

---

## REGISTRATION INFORMATION

### Need Help Choosing a Course?

If you need assistance in your selection, contact the school office at 203-966-6668, x 2 or [schooladmin@silvermineart.org](mailto:schooladmin@silvermineart.org)

### How to Register?

Online: [www.silvermineart.org](http://www.silvermineart.org)

Phone: 203-966-6668, ext. 2

**NO IN-PERSON REGISTRATION, EMAIL or FAX**

---

## SCHOOL OFFICE HOURS

Monday – Friday

9:00 AM – 5:00 PM

Phone: 203-966-6668, ext. 2

1028 Silvermine Rd, New Canaan, CT

The school office is located across the street from the main building—to the left of the Silvermine Market.

---

## SCHOOL POLICIES

Registration Fees

Attendance

Enrollment Information

Cancellations

Course or Workshop Changes

Refunds & Credits

<https://www.silvermineart.org/school/policies/>

## Silvermine Arts Center

### COVID-19 Assumption of Risk

COVID-19, is highly contagious and declared a worldwide pandemic by the World Health Organization. People can be infected and show no symptoms and therefore spread the disease. COVID-19 can cause serious and potentially life-threatening illness and even death. The Silvermine Arts Center cannot prevent you (or your family members) from becoming exposed to, contracting, or spreading COVID-19 while utilizing the Center's services or premises. Therefore, if you choose to utilize the Center's services and/or enter onto Center's premises you understand, acknowledge and accept the risks that you may be exposing yourself to and/or increasing your risk of contracting or spreading COVID-19.

### COVID-19 Mask Requirements

Masks are required to be worn by everyone when indoors in all Silvermine buildings and studios, regardless of vaccination status. Outdoors masks are not required.

### COVID-19 Protocols

Silvermine is setting a max capacity in every studio. Depending on the class and the instructor's request, the maximum may differ. Silvermine is social distancing to the best of our ability in every studio. We provide hand sanitizer dispensers & touchless thermometers in each classroom. We have Hepa Filters installed in our A/C units that keeps the air clean and constantly flowing.

---

### Please address inquiries regarding programs of study to:

Silvermine School of Art

1037 Silvermine Rd.

New Canaan, CT 06840-4398

Email: [schooladmin@silvermineart.org](mailto:schooladmin@silvermineart.org)

Phone: 203-966-6668, ext. 2



## STAFF CONTACTS:

**Kelly O'Sullivan**

*Arts Education Manager*

[kelly@silvermineart.org](mailto:kelly@silvermineart.org)

203-966-6668 X12

**Claire Cohen**

*School Operations Manager*

[schooladmin@silvermineart.org](mailto:schooladmin@silvermineart.org)

203-966-6668 x13

**Kate Muldoon**

*Registrar*

[schoolregistrar@silvermineart.org](mailto:schoolregistrar@silvermineart.org)

203-966-6668 x10



## UPCOMING EVENTS

### Holiday Sale & Fundraiser

Our annual Holiday Sale & Fundraiser is almost here! All art and crafts for sale are created by Silvermine School of Art students and Silvermine instructors. Your purchases support Silvermine, the Silvermine Scholarship Fund and our participating artists.

#### Dates & Times:

Saturday, December 11 | 10:00 AM – 4:00 PM

Sunday, December 12 | 10:00 AM – 3:00 PM



These courses & workshops are introductory. They will provide students the foundation in the medium.

## Become a Silver Benefactor Today!

Donations of \$1,000 or more annually, entitle you to register early, before the public.

[Click here to donate](#) and become a Silver Benefactor today!

---

## GIFT CERTIFICATES

Silvermine School of Art has gift certificates available in any denomination you wish. Please call 203-966-6668, ext. 2 to purchase.

---

---

## CONTENTS

<a href="#">Adult Courses</a>	3-21
<a href="#">Adult Workshops</a>	22-35
<a href="#">Adult Online Courses</a>	36
<a href="#">Youth Courses</a>	36-39
<a href="#">Youth Workshops</a>	40-47
<a href="#">Youth Online Courses</a>	48
<a href="#">Family Workshops</a>	49

# ADULT COURSES



## PAINTING & DRAWING

### ★ ***Basic Techniques of Watercolors***

Alex McFarlane

**Monday | 9:30 AM - 12:30 PM**

**8 Weeks: January 10 - March 14**

This course is for beginners and experienced students who want to progress. Watercolor painting is about technical skills that can be learned. There will be a demonstration at the beginning of each class. How to relax and be comfortable while using watercolors is encouraged. In addition, inventive compositions for still life, figure and landscape will be encouraged. **\*\*class will not meet Jan 17 & Feb 21\*\***

**\$400.00**

### ***Capturing Nature: Landscape Painting to Still Life***

Brian Wendler

**Monday | 1:00 PM - 4:00 PM**

**8 Weeks: January 10 - March 14**

In this course, students will work from studies and photographs in the studio to introduce a method emphasizing aerial perspective (color's ability to represent space) using collage and paint value studies to facilitate dynamic compositions and bold color choices. Students can work in oils or acrylics. **\*\*class will not meet Jan 17 & Feb 21\*\***

**\$400.00**

### ***Copying from the Masters***

Justin Wiest

**Monday | 9:30 AM - 12:30 PM**

**8 Weeks: January 10 - March 14**

Copying old master works was a time-tested tradition throughout the ages. Students will work from high quality reproductions and be led through a step-by-step approach to thinking and working in the old master manner. Beginning with the drawing, then capturing and slowly building the layers of paint with glazes mixed with chalk and oil, students will learn the full process, which they can then introduce into their own methods of painting. Reproductions will be provided for the students. **\*\*class will not meet Jan 17 & Feb 21\*\***

**\$400.00**

## ★ **Introduction to Abstract Painting**

Matthew Shelley

**Monday | 1:00 PM - 4:00 PM**

**8 Weeks: January 10 - March 14**

This course offers a survey of painting approaches to familiarize students with the basic concepts of abstraction. The class will offer a wide range of methods, from partial abstraction, to gestural abstraction, to systematic abstraction. Weekly and bi-weekly assignments will offer students an overview of the techniques and ideas that define this category of painting.

*\*\*class will not meet Jan 17 & Feb 21\*\**

**\$400.00**

## ★ **Introduction to the Art of Drawing**

Alex McFarlane

**Monday | 1:00 PM - 4:00 PM**

**8 Weeks: January 10 - March 14**

We begin by learning how to measure using our eye, how to create the proportions of our subject. When applying these methods of measurement and proportion, we give drama and expression to our drawings. Learn about shading, perspective and composition. Subjects include basic forms, the figure, portrait and landscapes. Every class will start with a demonstration and individual attention is given to each student. *\*\*class will not meet Jan 17 & Feb 21\*\**

**\$445.00**



## **Painting with the Purest Pigment: Pastel**

Christine Ivers

**Monday | 9:30 AM - 12:30 PM**

**5 Weeks: January 10 - February 14**

**Monday | 9:30 AM - 12:30 PM**

**5 Weeks: February 28 - March 28**

Explore the numerous ways to approach painting your favorite landscape or still life. Bring a photo of a scene that you would love to paint or bring the items you would like to set up in a still life and the instructor will help you bring it to life in a few short weeks. Enjoy working in a relaxed and encouraging atmosphere while learning more about atmospheric perspective, color temperature and drawing basics. Portraits worked from reference shots are also welcome. Open to all levels. *\*\*class will not meet Jan 17\*\**

**\$245.00**

## **Painting with Immediacy and Boldness in Oil or Acrylic**

Brian Wendler

**Tuesday | 1:00 PM - 4:00 PM**

**10 Weeks: January 11 - March 15**

This unique course will help painters of all levels better understand the working of color, correct values, and building forms in space with color relationships. Working from still-life set-ups or photographs of landscapes, learn to compose paintings with immediacy and boldness, through the use of value studies, a limited palette and collage. Students will receive individual instruction.

**\$480.00**

## ★ **Getting a Hold on the Language of Drawing**

Josephine Robinson

**Thursday | 9:30 AM - 12:30 PM**

**10 Weeks: January 13 - March 17**

In this course, students will explore 3 approaches to drawing. Students will come to understand how each approach can be either more, or less appropriate, to a particular subject. In this way, students will be defining a “language” of drawing methods. Students will practice these methods in class, deciding which method may be more appropriate, with each subject presented to them. Being aware of a language, and using it in an appropriate manner, will allow students to produce more fluid and confident drawings, both important factors, in producing a drawing people want to look at, and absorb! Examples of beautiful fluidity, and beautifully confident drawings, will be shown and discussed, using both old master drawings and contemporary artists’ drawings. Our subject matter will consist of still life objects, arranged around a model’s hands, arms and head. All levels are welcome.

**\$570.00**

## **Intermediate Still Life/Landscape Painting**

Kirill Doron

**Tuesday | 10:00 AM - 1:00 PM**

**10 Weeks: January 11 - March 15**

This course is for students with some background in drawing or painting. Working with landscape or still life, beginning oil painters will learn the fundamentals, including color, composition, form, and materials. Intermediate oil painters can hone existing skills and explore more complex challenges.

**\$480.00**

## **Painting: Methods & Materials**

Justin Wiest

**Tuesday | 6:00 PM - 9:00 PM**

**5 Weeks: January 11 - February 08**

**Tuesday | 6:00 PM - 9:00 PM**

**5 Weeks: February 22 - March 22**

This course is geared to those who would like to explore their creative expression with paint. By understanding the nature and qualities of paint, the artist can enhance and personalize their palette to their greatest advantage. Different subject matter requires different palette approaches which will be demonstrated in class. These will include portrait, landscape, and still life. Class discussions will center on composition and color theory.

**\$245.00**

## ★ **Watercolor Landscapes**

Wendy MacCordy

**Tuesday | 9:30 AM - 12:30 PM**

**10 Weeks: January 11 - March 22**

The fundamentals of watercolor will be taught and the emphasis will be on becoming comfortable with the spontaneous nature of the medium. We will focus on how to capture light filled landscape paintings by using the white of the watercolor paper. Demonstrations will be given at the beginning of each class. Bring your own landscape photographs as a reference.

**\*\*class will not meet on Feb 22\*\***

**\$480.00**

## ***Abstract Painting: Dynamics of Symbols and Color in Composition***

Dmitri Wright

**Wednesday | 9:00 AM - 12:00 PM**

**10 Weeks: January 12 - March 16**

Develop your own unique personal vision as an abstract painter and explore new ideas via the art of the creative process. Focus will be on the abstracted from the representative - figure, landscape or floral in applying one's personal perception, temperament and aesthetical beauty for more expressive freedom in chosen subject. There will be presentations of color and compositional theory, in addition to playful exercises in working large. Students at all levels are welcome to work in any medium of their choice. Bring an Artist Journal and any supplies you are already working in.

**\$480.00**

## ***Big Picture: Choose Your Theme Figure, Landscape, or Still Life***

Alex McFarlane

**Wednesday | 1:00 PM - 4:00 PM**

**10 Weeks: January 12 - March 16**

This course is ideal for someone who wants to start, execute and finish one painting or drawing. For the narrative artist, there will be a sustained pose for the entire session. The still life artist will have an individual set-up tailored to meet his or her needs. For the landscape artist, there will be individual guidance in making nature look natural. There will be demonstrations.

**\$480.00**

## **★ *Foundations and Fundamentals of Abstract Painting***

Dmitri Wright

**Wednesday | 1:00 PM - 4:00 PM**

**10 Weeks: January 12 - March 16**

Students will be introduced to the fundamentals of abstract painting – color, form, composition, while building from dot, line, shape into form. Students will review the history, foundations, and characteristics of abstract painting through their favorite artists of the different schools. Students will discover through demonstrations and experimentation of different traditional and contemporary application methods in working with paint materials. Students are welcomed to work in any media of their choice.

**\$480.00**



## **★ *Painting 101: Foundation Painting***

Alex McFarlane

**Wednesday | 9:30 AM - 12:30 PM**

**10 Weeks: January 12 - March 16**

This course is for beginning and intermediate students who want to learn the techniques and procedures necessary for painting in oils or acrylics. Basic skills in drawing, composition, mixing and applying paint will be demonstrated. Subject matter will include still life, figure, portrait and landscape. You will be guided through the foundation steps towards a satisfying work of art.

**\$525.00**



## ***Sculptural Figure & Portrait Painting in Oil or Pastel***

Dean Fisher


**Wednesday | 9:30 AM - 12:30 PM**

**10 Weeks: January 12 - March 16**

Be prepared to squint, step back and use your big brushes! In this course, through the use of painting and drawing live models, you will learn fundamental approaches to capturing correct proportions, convincing gestures and realistic effects of light and shadow through the use of gaining an understanding of tone and color temperature. Another focus will be using oil, acrylic or pastels in a sculptural way, using these mediums to impart greater solidity and expressive potential using impasto and accentuated planes changes in the form.

We will focus on these key principles to see how they are all interconnected and play vital roles in breathing life into our work. This is a course for all levels of ability with the majority of the instruction offered on a one to one basis geared to the level of each participant.

**\$580.00**



## ***Acrylic Abstract Painting***

Aleksandr Razin

**Thursday | 1:00 PM - 4:00 PM**

**10 Weeks: January 13 - March 17**

Students of all levels develop a working knowledge of abstract painting that challenges them to see and interpret in new ways. Using acrylics students will learn color, line, movement, and form, through individual instruction. Subjects include landscape and still life, as well as non-representational forms.

**\$480.00**

## ***Beyond a Pretty Picture***

Alex McFarlane

**Thursday | 7:00 PM - 10:00 PM**

**10 Weeks: January 13 - March 17**

You know you are good, but how do you get your painting to look like the vision in your head? This is tailored to the individual, from how you think about art to how you develop a personalized statement. Learn to analyze your vision and find a seamless balance between concept, composition and technique.

**\$480.00**

## ***Figure Drawing***

Justin Wiest

**Thursday | 9:30 AM - 12:30 PM**

**10 Weeks: January 13 - March 17**

Learn the human figure's complex construction while heightening your ability to draw a figure from observation. Working from the model, emphasis on gesture, balance and proportion will be stressed throughout to aid in the illusion of credibility posed figures. Students should leave this class with a better understanding of the figure's key landmarks, form sense and construction as well as a greater ability to render a figure from life and from memory.

**\$580.00**



### ***Talking Heads: Portrait Painting***

Heidi Harrington

**Thursday | 9:30 AM - 12:30 PM**

**10 Weeks: January 13 - March 17**

This course focuses on producing a more intimate view of a portrait. There will be individual attention as students work from a model in two five week poses. Throughout the course, there will be short demonstrations and examples of different artist's work. Each session will focus on one pictorial objective, such as tone, composition and color, as well as a focus on individual facial features. It welcomes both beginners and experienced artists.

**\$580.00**



### **★ *The Art of Pen & Ink Drawing***

Nomi Silverman

**Thursday | 1:00 PM - 4:00 PM**

**5 Weeks: January 13 - February 10**

In this course you will work with a variety of pens and inks. You will learn hatching, stipple, line, brushwork and even unusual techniques like eye lashing, as you work from actual still life set ups and copying from masters. With ink, lines become all-important, and can help your ability to see, and thus to become a better draftsman.

**\$245.00**

### ***Abstract Painting***

Natasha Karpinskaia

**Friday | 9:30 AM - 12:30 PM**

**10 Weeks: January 14 - March 18**

This class is intended for anyone who wants to explore non-representational painting, to strengthen and develop their own voice as a painter, and take some risks with their painting. We will experiment with color, proportion, shapes and texture. This course is also suitable for those who want to have more confidence in their own way of painting. No prior experience necessary, appropriate to beginners to advanced painters.

**\$480.00**



### ***Contemporary Impressionism and Beyond: Experience to Expression***

Dmitri Wright

**Friday | 9:00 AM - 12:00 PM**

**10 Weeks: January 14 - March 18**

**Friday | 1:00 PM - 4:00 PM**

**10 Weeks: January 14 - March 18**

Develop our own unique style while discovering the philosophy and techniques used by the impressionist masters. Such methods used by the impressionists were taken from the classical and today used by the modernists are the tools you will learn from illustrative to the abstract. Students from all levels and interests, as well as those working in all materials and methods are welcomed from classical to abstract.

**\$480.00**

## ★ ***Drawing & Painting in Combination***

Alex McFarlane

**Saturday | 9:30 AM - 12:30 PM**

**10 Weeks: January 15 - March 19**

This course is designed to instruct students in the fundamentals of drawing, composition and the basic techniques of painting. Mixing and applying paint will be demonstrated. Subjects such as still life, figure and landscape will be covered. Those who wish to draw exclusively are guided from a beginning thumbnail to a finished presentation. Likewise, the painters will learn their craft step-by-step.

**\$510.00**

## ★ ***Foundation Drawing***

Matthew Shelley

**Saturday | 1:00 PM - 4:00 PM**

**10 Weeks: January 15 - March 19**

This course will offer a comprehensive foundation in drawing for both beginners and those who wish to practice and brush up on their drawing skills. Working with a variety of dry materials, students learn to use line, value, gesture and perspective. Students will draw from observation; participants will learn to reorient their minds, focusing on the relationship of space rather than objects, working with still life, figure and landscape.

**\$480.00**

## ***Painting with Encaustics***


Nash Hyon

**Wednesday | 1:00 PM - 4:00 PM**

**8 Weeks: January 19 - March 09**

Explore the medium that works with a mixture of beeswax and pigment, giving your paintings a beautiful surface and depth. Learn the techniques, methods and history of the medium. A demonstration will start each class, followed by time to experiment or create your own painting, with individual instruction. No painting experience necessary. The school will supply major equipment. This is a small class that gives students individual attention.

**\$380.00**



## ★ ***Acrylic Painting for Beginners***

Nash Hyon

**Thursday | 1:00 PM - 4:00 PM**

**8 Weeks: January 20 - March 10**

In this eight-week course geared towards beginning students we will explore the many techniques and tools, including non-traditional tools currently available for working with acrylic paints. Formal aspects of painting such as color and composition will also be covered. No drawing experience is needed, the goal is to enjoy the process while developing an understanding of the many benefits that acrylic paints offer.

**\$380.00**

## ★ **Expressive Abstract Painting**

Heather Neilson

**Tuesday | 11:00 AM - 2:00 PM**

**8 Weeks: January 25 - March 15**

In this class you will develop abstract painting skills and confidence using acrylic paints, mark-making and a variety of other tools. Through a series of fun exercises using high quality mixed media paper, you will learn to loosen up and paint more expressively. Play with color, line, texture and composition. These exercises will build your understanding of how to start, build and finish an abstract painting on canvas or panel. Experience the freedom and joy that comes from trusting your instincts and taming the inner critic in a warm and non-judgmental setting. Tap your unique style and bring your full human experience to the canvas.

**\$480.00**

## ★ **Basic Painting & Drawing**

C.J. Guerin

**Thursday | 1:00 PM - 4:00 PM**

**8 Weeks: January 27 - March 17**

This course is for the beginner or returning student to learn the fundamentals of drawing and painting. We begin with basic sketching techniques enabling students to accurately record what they see, and the second half of the course will introduce painting, color mixing, paint application, glazing, texture, and aerial and linear perspective. These sessions will be aimed at creating a still life and landscape.

**\$400.00**

## **Broaden the View**

C.J. Guerin

**Thursday | 9:30 AM - 12:30 PM**

**8 Weeks: January 27 - March 17**

This class is for students who have a working knowledge of sketching and painting. The sessions will be aimed at improving your painting through dynamic compositions, new and mixed materials, "out of the box" ideas, and various methods of working to stretch your concepts. The sessions will be aimed at landscape and still life to help you move on with your work to the next level while developing your own personal voice. There will be demonstrations and individual guidance in oil, watercolor and acrylic.

**\$400.00**

## **Mixing it Up: Mixed Media Drawing**

Nomi Silverman

**Thursday | 1:00 PM - 4:00 PM**

**5 Weeks: February 24 - March 24**

This is an exciting opportunity to develop and expand your drawing skills. Drawing fundamentals will be covered while experimenting with various mediums such as pen, ink, pastel, conte crayon, silver point and watercolors.

**\$245.00**





## **CERAMICS**

### ***On & Off the Potter's Wheel for All Levels***

Jon Puzzuoli

**Monday | 1:00 PM - 4:00 PM**

**8 Weeks: January 10 - March 14**

Whether you've never touched clay or have been at it for years, this class will accommodate your needs. The initial focus of the class will be on the potter's wheel and will then transition to exploration of handbuilding techniques, with an emphasis on slab work. Beginners will be taught foundational wheel skills, general pottery techniques and gain an understanding of the complete ceramic process. For those who have more experience, the class will focus on complex forms, various surface treatments and advanced glazing methods. Class demos as well as individual instruction will be provided. ***\*\*class will not meet Jan 17 & Feb 21\*\****

**\$415.00**

### ***Clay Your Way***

Clare Lewis

**Tuesday | 9:30 AM - 12:30 PM**

**10 Weeks: January 11 - March 15**

Whether new to clay, or experienced, your instructor will guide you through demonstrations and individual coaching. Throwing on the wheel and hand building will be offered. You can choose your own approach: functional or sculptural. The emphasis is on discovering your unique creativity while having fun and learning new techniques.

**\$490.00**

### ***Potter's Wheel for All Levels***

Jon Puzzuoli

**Tuesday | 7:00 PM - 10:00 PM**

**10 Weeks: January 11 - March 15**

**Thursday | 7:00 PM - 10:00 PM**

**10 Weeks: January 13 - March 17**

Whether you are new to the potter's wheel or wish to build upon your existing skills, this class will fill your needs. Beginners will be taught the important skills needed to create a vessel on the wheel. For those who have more experience, the class will focus on more complex shapes, various surface textures and alternative glazing methods. Class demos as well as individual instruction will be provided.

**\$490.00**

## ***Potter's Wheel with Colored Clay***

Jon Puzzuoli

**Tuesday | 3:45 PM - 6:45 PM**

**10 Weeks: January 11 - March 15**

Continue your throwing skills, and glazing methods while also learning how to make and use your own custom colored clays using stains and oxides. The initial focus of the class will be on methods to color your clays, using a few provided materials (other options will be given to purchase a wider array of choices). After students have their desired clays made we will focus on forms that will make the colored clays shine. Various surface treatments and textures will be explored. Everyone will receive individual instruction in addition to class demos and will be encouraged to work independently on projects.

**\$490.00**

## ***Intermediate & Advanced Ceramics***

Heather Houston

**Wednesday | 10:00 AM - 1:00 PM**

**10 Weeks: January 12 - March 16**

Explore the process of intermediate to advanced throwing, hand building, construction and glazing techniques. Students will build on basic skills to learn how to make complex forms and interesting shapes using both hand building and wheel throwing techniques. Everyone will receive individual instruction in addition to class demos and will be encouraged to work independently on projects.

**\$490.00**

## **★ *Making Things: An Introduction to Working with Clay***

Don Reynolds

**Wednesday | 4:00 PM - 7:00 PM**

**10 Weeks: January 12 - March 16**

In this class, students will explore a variety of forming methods associated with making ceramic objects. We will start off building with coils, slabs, and the pinching method. Students will learn about the specific properties of clay, and how to properly join parts together for a successful, strong bond both before and after firing. The class will also cover the beginning steps of working on a potter's wheel to create basic cylinders that can be turned into mugs, vases, or planters. The possibilities are endless! We will explore techniques to activate the surfaces of our pots such as carving, water etching, and using commercial underglazes. Pieces made in class will be fired and glazed to make beautiful finished pieces. No, really! Students are asked to come to class with an open mind, and a willingness to learn new tricks. This class is designed for the beginning student, but those with experience can also gain useful knowledge, and are encouraged to enroll.

**\$490.00**



## ***Pottery & Vessel Sculpture: Intermediate to Advanced***

Keiko Ashida

**Thursday | 10:00 AM - 1:00 PM**  
**10 Weeks: January 13 - March 17**

**Saturday | 10:00 AM - 1:00 PM**  
**10 Weeks: January 15 - March 19**

Intermediate and advanced students will explore alternative methods. A variety of wheel throwing, hand building, and surfacing, and glazing techniques will be covered. The emphasis is on using skills to build vessel sculptures on and off the wheel. Personal creativity will be encouraged.

**\$490.00**

## ***Beyond the Fundamentals of Pottery***

Clare Lewis

**Friday | 9:30 AM - 12:30 PM**  
**10 Weeks: January 14 - March 18**

Have fun while refreshing your basic skills and learning more advanced throwing. Demonstrations and individual help are offered to bring out the best in your projects and ideas, whether functional or sculptural. A variety of decorating and forming techniques, as well as glazing, will be addressed. The focus is on discovering your personal style and moving up to the next level.

**\$490.00**



## **PRINTMAKING**

### **★ *Monotype Printmaking***

Natasha Karpinskaia

**Thursday | 1:00 PM - 4:00 PM**  
**10 Weeks: January 13 - March 17**

**Thursday | 9:30 AM - 12:30 PM**  
**10 Weeks: January 13 - March 17**

Participants will learn all the basic techniques for creating monotypes: multiple plates, chine colle', stencils and viscosity. It will focus on practicing, experimenting and letting the process lead you to new innovations. Discover endless possibilities as you print more. Emphasis is given to helping each student develop a personal knowledge of the process.

**\$500.00**





## **WOODWORKING**

### ***Furniture Building & the Art of Carpentry***

Mark Andreas

**Monday | 9:30 AM - 12:30 PM**

**8 Weeks: January 10 - March 14**

Students with no experience working with wood will set an introduction to tools and equipment. There will be lectures and demonstrations throughout the course. Learn to create furniture out of wood using hand and power tools. Materials discussed at the first class.

**\*\*class will not meet Jan 17 & Feb 21\*\***

**\$440.00**

### **★ *Introduction to Woodworking***

Mark Andreas

**Tuesday | 1:30 PM - 4:30 PM**

**10 Weeks: January 11 - March 15**

**Tuesday | 7:00 PM - 10:00 PM**

**10 Weeks: January 11 - March 15**

There are many mediums in sculpture but none so versatile as wood. Bent, carved, glued, or fastened, wood has been holding up the world we live in. This class is designed to engage the student in the many facets of this wonderful material including many of the tools and techniques used in working with it. All levels of experience are welcome.

**\$515.00**

### **★ *Furniture Design: SketchUp & Construct***

David Heim

**Thursday | 10:00 AM - 1:00 PM**

**10 Weeks: January 13 - March 17**

In this course, you will learn the basics of the SketchUp 3D design program and leverage that knowledge to design your own original piece of furniture and generate a complete set of measured drawings. Then you'll move to the woodworking studio and use those drawings to build the piece you've designed. Students can be new to SketchUp, but they must have some woodworking experience.

**\$560.00**



## **METAL & SCULPTURE**

### ★ ***Introduction to Figure Sculpture and Casting***

Mark Andreas

**Monday | 1:00 PM - 4:00 PM**

**8 Weeks: January 10 - March 14**

This course will introduce students to the traditional techniques of figure sculpture. Students will create a figure sculpture in clay with the inspiration of a live model. After students complete their clay model, they will learn the process of casting their clay sculpture in plaster and then producing duplicates, such as a wax for bronze casting or a traditional waste mold. There will be an additional fee for firing pieces. ***\*\*class will not meet Jan 17 & Feb 21\*\****

**\$475.00**

### ***Metal Sculpture All Levels***

Mark Andreas

**Monday | 6:30 PM - 10:00 PM**

**8 Weeks: January 10 - March 14**

Learn the methods and techniques to create traditional, contemporary and functional three-dimensional pieces of art. There will be demonstrations of various pieces of equipment, including oxy-acetylene and electric arc welding. Students should wear cotton clothing with long-sleeves and long pants, work boots and no open toed shoes. Long hair must be tied back. Bring work gloves. Materials discussed at the first class. ***\*\*class will not meet Jan 17 & Feb 21\*\****

**\$495.00**

### ***Methods and Materials in Sculpture***

Justin Perlman

**Monday | 1:30 PM - 4:30 PM**

**8 Weeks: January 10 - March 14**

This class is an opportunity for novice and advanced student alike to explore new tools and materials in the world of three-dimensional art. Whether you are interested in classical art or modernist work, this class will help you develop a work of sculpture in whatever material you choose. Emphasis will be on the techniques and the usage of tools for the given medium. From stone carving to welded steel, from two-inch model to large-scale work, this class offers a wide range for the student's interests. ***\*\*class will not meet Jan 17 & Feb 21\*\****

**\$440.00**

## ***The Art of Sculpture and Bronze Casting***


Justin Perlman

**Monday | 10:00 AM - 1:00 PM**

**8 Weeks: January 10 - March 14**

This course provides an exploration of the art, techniques and practices based on traditional methods of lost wax bronze casting. Students will prepare a wax object, create the mold, and cast sculptural pieces in bronze. After the pour, students will have the opportunity to finish their bronze sculpture. Students will leave with one small bronze sculpture. There is an additional fee for all bronze including gating once your artwork is poured. Fee depends on weight and market value of the bronze. Additional fee must be paid at the end of the semester. ***\*\*class will not meet Jan 17 & Feb 21\*\****

**\$700.00**



## ***All Levels: Metal Sculpture***

Justin Perlman

**Tuesday | 6:30 PM - 10:00 PM**

**5 Weeks: January 11 - February 08**

**Tuesday | 6:30 PM - 10:00 PM**

**5 Weeks: February 22 - March 22**

All levels will learn the methods and techniques to create traditional, contemporary and functional three-dimensional pieces of art. There will be demonstrations of various pieces of equipment, including oxy-acetylene and electric arc welding. Among many other lessons, forging, will introduce students to the concept of annealing and hardening of metal. Students should wear work boots, long sleeved cotton clothing, and bring work gloves. Long hair must be tied back. Materials will be discussed at the first class.

**\$325.00**

## ***Metal Sculpture All Levels***

Mark Andreas

**Tuesday | 9:00 AM - 1:00 PM**

**10 Weeks: January 11 - March 15**

Learn the methods and techniques to create traditional, contemporary and functional three-dimensional pieces of art. There will be demonstrations of various pieces of equipment, including oxy-acetylene and electric arc welding. Students should wear cotton clothing with long-sleeves and long pants, work boots and no open toed shoes. Long hair must be tied back. Bring work gloves. Materials discussed at the first class.

**\$520.00**

## ***Sculpture Reviewed***

Janic Mauro

**Tuesday | 9:30 AM - 12:30 PM**

**10 Weeks: January 11 - March 15**

This course is designed to encourage students to create their own reality of the live model. Taught and guided by solid knowledge of the human figure, concerning anatomy, proportion and design, students may choose several options. These include bas-relief or 3-dimensional images of the full figure, head or fragment. The sculpture will be modeled in terra cotta clay, hollowed, air dried and fired. There will be an additional fee for firing pieces.

**\$590.00**



### ***The Art of Stone Sculpture***

Andrew Davis

**Thursday | 10:00 AM - 2:00 PM**

**10 Weeks: January 13 - March 17**

Students will learn, through hands-on experience and demonstrations, this timeless art of sculpting stone and working with various types of stone. Experience hand and power tools while executing a stone piece. You will be taken through the entire process from stone selection to carving and polishing.

**\$620.00**



### ***The Art of Stone Sculpture***

Andrew Davis

**Thursday | 7:00 PM - 10:00 PM**

**10 Weeks: January 13 - March 17**

Students will learn, through hands-on experience and demonstrations, this timeless art of sculpting stone and working with various types of stone. Experience hand and power tools while executing a stone piece. You will be taken through the entire process from stone selection to carving and polishing.

**\$490.00**

### ***All Levels: Metal Sculpture***

Justin Perlman

**Saturday | 9:00 AM - 1:00 PM**

**10 Weeks: January 15 - March 19**

All levels will learn the methods and techniques to create traditional, contemporary and functional three-dimensional pieces of art. There will be demonstrations of various pieces of equipment, including oxy-acetylene and electric arc welding. Among many other lessons, forging, will introduce students to the concept of annealing and hardening of metal. Students should wear work boots, long sleeved cotton clothing, and bring work gloves. Long hair must be tied back. Materials will be discussed at the first class.

**\$520.00**



## **JEWELRY & METAL ARTS**

### ★ **Basic Jewelry & Silversmithing**

Gail Bradshaw

**Monday | 10:00 AM - 1:00 PM**

**8 Weeks: January 10 - March 14**

This introductory class is perfect for anyone who wishes to explore the art of jewelry fabrication. Through demonstrations and hands-on experience, students will be taught basic metalsmithing and jewelry skills. The focus will be on learning these fundamentals – sawing, drilling, filing, riveting, soldering, basic bezel construction, and finishing. Sawing, one of the first tasks can be initially challenging - however, it is a critical element of metal fabrication. Projects are tailored to build proficiency with techniques and tools. The first is a cold connection, riveted design for acquiring basic competence with tools and processes, followed by bezel fabrication for a cabochon. No experience necessary. **\*\*class will not meet Jan 17 & Feb 21\*\***

**\$395.00**

### **Intermediate Jewelry & Silversmithing**

Gail Bradshaw

**Monday | 6:30 PM - 9:30 PM**

**8 Weeks: January 10 - March 14**

This intermediate jewelry class is designed to build on metalworking skills learned in the Basic Jewelry course, with the goal of refining proficiency and adding more advanced jewelry techniques and design abilities. Project choices are flexible focusing on student needs and enhancing the student's skill set. Requirements: Basic Jewelry Silversmithing or equivalent or approval from instructor.

**\*\*class will not meet Jan 17 & Feb 21\*\***

**\$395.00**



### **Enameling on the Edge: Intermediate Level**

Gail Bradshaw

**Tuesday | 10:00 AM - 1:00 PM**

**10 Weeks: January 11 - March 15**

This intermediate technique-based course will continue the exploration of traditional enamel skills, such as cloisonné and champlevé. In addition, newer enameling procedures will be introduced. Classes are small so register early. Open to only experienced enamellists.

**\$490.00**

## ***Intermediate Jewelry & Silversmithing***

Gail Bradshaw

**Wednesday | 10:00 AM - 1:00 PM**  
**10 Weeks: January 12 - March 16**

**Wednesday | 1:30 PM - 4:30 PM**  
**10 Weeks: January 12 - March 16**

This intermediate jewelry class is designed to build on metalworking skills learned in the Basic Jewelry course, with the goal of refining proficiency and adding more advanced jewelry techniques and design abilities. Project choices are flexible focusing on student needs and enhancing the student's skill set. Requirements: Basic Jewelry Silversmithing or equivalent or approval from instructor.

**\$415.00**



## **GLASS FLAME WORKING**

### ***Intermediate Beadmaking***

Maureen Henriques

**Monday | 1:00 PM - 4:00 PM**  
**8 Weeks: January 10 - March 14**

Push your skills, and get better. In this course we will build on your strengths, refine techniques, and get you and your beadmaking skills to another level. Stringer control, encasement, cane work, heat control, design, balance, and composition are some of the techniques and issues that will be discussed and addressed. A kit will be supplied by the instructor for purchase, and students are encouraged to bring their own glass and design ideas to class.

***\*\*class will not meet Jan 17 & Feb 21\*\****

**\$470.00**

### **★ *Floral Murrini Beads***

Maureen Henriques

**Friday | 10:00 AM - 2:00 PM**  
**5 Weeks: January 14 - February 11**

**Friday | 10:00 AM - 2:00 PM**  
**5 Weeks: February 18 - March 18**

Students will learn the basics of murrini making, flower style...Techniques and issues that will be stressed are the making of stamen, petals, color, balance and layout, to the final construction of the flower. Also the use of various putties, pulling of the cane, and finally the application to our finished beads.

**\$385.00**



## **PHOTOGRAPHY & DIGITAL ARTS**

### **★ *The Fine Art of Black & White Photography and Darkroom***

Bruce Dunbar

**Wednesday | 9:30 AM - 12:30 PM**

**10 Weeks: January 12 - March 16**

This is an all-level course for those wishing to learn or refine their techniques and ideas. Emphasis is placed on the printing process and presentation of images. Demonstrations, critiques, and slide lecture presentations will be given as a means to investigate creativity, as well as to gain insight into creating ideas and understanding concepts of black and white photographs.

**\$530.00**



## **SPECIAL STUDIES**

### ***Sogetsu Ikebana: The Japanese Art of Flower Arrangement***

Shizue Pleasanton

**Wednesday | 10:00 AM - 12:00 PM**

**10 Weeks: January 12 - March 16**

Sogetsu Ikebana is much more than "Japanese flower arranging," it is a modern form of an ancient art of sculpture with living materials. Students will learn the traditional principles and aesthetic disciplines, combined with creative energies to capture, express and enhance natural beauty. Students should bring vessels, shears, pin-holders and plant materials or you can purchase some plant materials from the instructor for a nominal cost.

**\$380.00**



## ★ **Introduction to Sogetsu Ikebana: The Japanese Art of Flower Arrangement**

Shizue Pleasanton

**Saturday | 10:00 AM - 12:00 PM**

**5 Weeks: January 15 - February 12**

Sogetsu Ikebana is much more than “Japanese flower arranging,” it is a modern form of an ancient art of sculpture with living materials. Beginner students will be introduced to the traditional principles and aesthetic disciplines, combined with creative energies to capture, express and enhance natural beauty. Students should bring vessels, shears, pin-holders and plant materials or you can purchase some plant materials from the instructor for a nominal cost.

**\$215.00**



## ★ **Gentle Flow Yoga with Art**

Elysa Demartini

**Monday | 11:00 AM - 12:00 PM**

**8 Weeks: January 24 - March 21**

**Monday | 12:30 PM - 1:30 PM**

**8 Weeks: January 24 - March 21**

Gentle Flow Yoga is geared specifically for those new to yoga, those who are interested in a gentler practice and the opportunity to honor individuals' energetic levels earlier in the morning. This class allows you to arrive and enjoy quiet stillness, warm up and energize the body, and leave class ready to enter the rest of your day with vitality and equanimity. This class incorporates simple flowing sequences to warm up the body, as well as slower paced movements focusing on alignment, strength, balance, and flexibility. Each class will end with an extended period of relaxation. This class is appropriate for anyone of any age, shape or size. No experience or flexibility required. **\*\*class will not meet on Feb 21\*\***

**\$180.00**



# ADULT WORKSHOPS



## PAINTING & DRAWING

### ★ *Introduction to Expressive Abstract Painting Workshop*

Heather Neilson

**Tuesday | 11:00 AM - 2:00 PM**

**1 Day: January 11**

In this painting workshop, you will learn approaches for creating expressive abstract paintings using acrylic paint. Through exercises on high quality mixed media paper, you will learn principles of composition, color, value and line. We will use a variety of tools to build dynamic and unique paintings. Mostly, you will learn how to loosen up and enjoy painting from a place of intuition and expression! If you are interested in the longer course, this will give you the perfect chance to meet the instructor and know if the class is right for you.

**\$95.00**

### *Finding your Way: Oil & Acrylic Workshop*

Souby Boski

**Saturday | 11:00 AM - 4:00 PM**

**1 Day: January 15**

Students will stretch their imagination while strengthening skills through the process of painting. Various approaches to painting will be encouraged: experimentation of techniques and ideas, trial and error. Students will be challenged to see and interpret in new ways. Personal consultations in each class will cultivate students' vision. Students will gain the confidence to explore the use of color, mark making, surface quality and composition, emphasizing their own pictorial language. Explore where you are and where you wish to go. Please bring a reference material (photos) for inspiration. Instructor has provided a suggested supply list.

**\$140.00**



## ★ **Beginner Watercolor Workshop**

Wendy MacCordy

**Sat, Sun | 10:00 AM - 1:00 PM**

**2 Days: January 22 - January 23**

Experience the fun of watercolor painting. This workshop is designed for students who are beginners in watercolors and would like to learn the fundamentals of the medium. We will explore watercolor materials, techniques, and color mixing in a relaxed atmosphere. There will be demonstrations every day and lots of individual attention. Bring your own photographs for painting inspiration.

**\$175.00**



## **Simple Composition with Complex Color**

Justin Wiest

**Fri, Sat | 10:00 AM - 3:00 PM**

**2 Days: January 28 - January 29**

Elegant and economical composition allows the painter to delve deeply into the many chromatic decisions that need to be made for successful paintings. By organizing temperatures and resolving edges the painter can impart clarity and mood. We will contrast Henri Fantin-LaTour and Paul Cézanne and how the simplicity of some of their compositions, enhanced with deliberate color choices, made for images that were greater than the sum of their parts.

Students should have some basic painting experience. The demonstrations provided will be done using oil paints, however the use of and various painting media by students is welcome. Bring any supplies you have at home, or the basic painting materials (colors, brushes, canvases).

**\$270.00**

## ★ **Silvermine Saturday: Fluid Acrylic Pours**

Nash Hyon

**Saturday | 2:00 PM - 4:00 PM**

**1 Day: January 29**

**Saturday | 2:00 PM - 4:00 PM**

**1 Day: February 19**

Come learn the techniques, tips and tricks of acrylic pours in this fun, interactive workshop. Learn various techniques to create abstract paintings without any painting experience. Each person will do two different pours on canvas that create multi-colored abstract designs. Please come dressed for mess. Bring two pizza boxes that fits two 12 x 12 canvases to take home wet artwork.

**\$60.00**

## **Painting Acrylic Techniques**

Natasha Karpinskaia

**Sunday | 10:00 AM - 3:00 PM**

**1 Day: January 30**

This one-day workshop is designed for artists working in acrylics and intended to help them master various applications of acrylic paint including dry brushing that feels like drawing with paint, washing that creates a thin veil of color, dabbing for adding texture, sponging and detailing. Participants will experiment with various techniques and create artworks using them. Silvermine provides all materials.

**\$140.00**

## ★ **Theme Drawing**

Paola Page

**Thurs, Fri, Sat | 9:30 AM - 11:30 AM**  
**3 Days: February 10 - February 12**

**Thurs, Fri, Sat | 9:30 AM - 11:30 AM**  
**3 Days: March 24 - March 26**

This project -based workshop, involves all aspects of drawing and picture- making with opportunities for personal expression and introspection. Through a series of skill building activities, you will develop an understanding of line, gesture, relative proportions, value, composition, perspective and color. An art historic component, relative to the multi layered "theme", will provide inspiration on which to develop your visual narrative. As you navigate the pictorial plane, you will be guided through a content building process, creating work that is both visually and thematically compelling and exhibition worthy. Classes are expected to generate robust conversations and a collaborative spirit with highly individual results.

**\$185.00**

## ***Painting Creatively from Photos | Oil and Acrylic Workshop***

Souby Boski

**Saturday | 11:00 AM - 4:00 PM**  
**1 Day: February 19**

Most artists use source photos in some capacity when they work, whether to jog their memory of a particular place and time or to record specific visual details to incorporate in later pieces. In this workshop students will learn to paint in a creative, personal, and expressive way using reference photographs - freeing them from copying. Learn to dismiss the sense of obligation to show exactly what is depicted in the photo and feel free and inspired to manipulate the composition, assuring vitality and making the painting your personal creation. Bring several canvases and reference photos.

**\$140.00**

## ★ **Working in Watercolor Pencils**

Lisa Arnold

**Tuesday | 1:00 PM - 3:00 PM**  
**1 Day: February 22**

Now is the time to enhance watercolor skills by adding or just using watercolor pencils for a bit more of control. Learn how to work with these special pencils-by blending washes, using wet on wet techniques as well as using watercolor pencils to bring out the elements of an already completed painting. Blending techniques, different applications of pencil strokes, as well as shading will be demonstrated by the instructor.

**\$105.00**





## ★ **Introduction to Encaustic Painting (Hot Wax)**

Nash Hyon

**Saturday | 10:00 AM - 3:00 PM**

**1 Day: February 26**

Love how encaustic paintings look? Want to know more about it and try it out without a large investment of time or materials? In this workshop you will learn all the basics including, tools, techniques, and safety. After demonstrations, you will have time to work hands-on with this unique and historic medium that is gaining popularity among all types of artists.

**\$160.00**

## ★ **Beginner Watercolor Workshop**

Wendy MacCordy

**Wed, Thurs, Fri | 10:00 AM - 1:00 PM**

**3 Days: March 02 - March 04**

Experience the fun of watercolor painting. This workshop is designed for students who are beginners in watercolors and would like to learn the fundamentals of the medium. We will explore watercolor materials, techniques, and color mixing in a relaxed atmosphere. There will be demonstrations every day and lots of individual attention. Bring your own photographs for painting inspiration.

**\$255.00**

## **Silvermine Saturday: Fluid Acrylic Pours II**

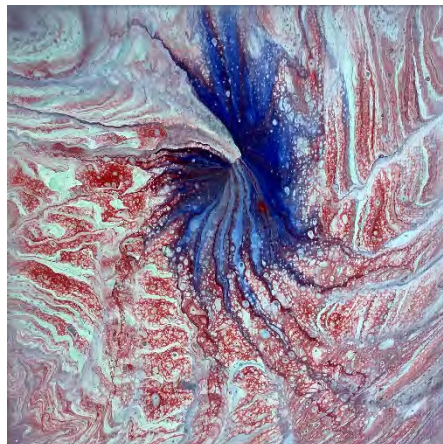
Nash Hyon

**Saturday | 2:00 PM - 4:00 PM**

**1 Day: March 19**

Loved doing fluid acrylic pours? Acrylic Pours II will go beyond the "dirty" pour technique to two new ways to create unique, multi-colored abstract designs on canvas. The school supplies all materials but please bring boxes (pizza ones work best) or metal roasting pan that fits two 12 x 12 canvases to bring your WET canvases home while keeping them flat. Dress for a mess! Participant should have attended Acrylic Pour I.

**\$60.00**



## **Figure Abstract Painting**

Natasha Karpinskaia

**Sunday | 10:00 AM - 3:00 PM**

**1 Day: March 20**

This workshop is designed for painters interested in exploring more deeply the fundamental elements that come together to create a successful abstract painting working with the figure model. There will be a focus on building a personal abstract language, as students will be given ample time to work independently with their own materials. There will be discussion of the work throughout class, as well as group critiques.

**\$140.00**



## **CERAMICS**

### ***Three Day Wheel Intensive Workshop***

Jon Puzzuoli

**Thur, Fri, Sat | 10:00 AM - 2:00 PM**

**3 Days: January 06 - January 08**

Whether you are refining your skills on the potter's wheel or have never touched clay, this workshop will suit your needs. In this three-day workshop we will analyze the foundational skills need to make a vessel on the wheel. We will dissect and discuss the science behind each step so it is easy to understand. Starting with a bowl form on day one, then moving onto shapes that are more complex, and decorating techniques in day two. Beginners will learn all the steps to creating on the wheel. Having a new prospective and working through stumbling points for intermediate students will be a strong focus. The last day of the workshop will be spent trimming, carving, polishing, and putting finishing details on the pieces made during the first two days. Everything created in the workshop will be bisque fired and ready for pick up approx. 3 to 4 weeks after the last day of class. Participating in one of the Raku workshops offered in the Spring semester would be a great opportunity to bring back your bisqued pots and have them glazed and fired.

**\$285.00**

### **★ *One Night Stand: On the Potter's Wheel***

Jon Puzzuoli

**Friday | 7:00 PM - 9:00 PM**

**1 Day: January 21**

---

**Friday | 7:00 PM - 9:00 PM**

**1 Day: February 04**

---

**Friday | 7:00 PM - 9:00 PM**

**1 Day: February 18**

**Friday | 7:00 PM - 9:00 PM**

**1 Day: March 04**

---

**Friday | 7:00 PM - 9:00 PM**

**1 Day: March 18**

Join us for a fun evening out with friends or family! The evening will start with a wheel throwing demonstration followed by an opportunity for you to learn how to throw on the potter's wheel. You'll create your very own bowl(s) which we will glaze and fire for you to pick up at a later date. We promise you'll have a blast and it will be a different experience for you. Bring a friend, family member or a date, and enjoy the evening. The pieces will take four to six weeks to fire, and the school office will notify you when pieces are ready to be picked up.

**\$60.00**

## ★ **Decoration Nation: Let's Talk About Underglaze!**

Don Reynolds

**Sunday | 10:00 AM - 4:00 PM**

**1 Day: March 06**

This Workshop will focus on the techniques of layering colors of underglaze and wax to create crisp, colorful patterns on ceramic objects; I will share the tools, and processes I use to decorate with commercial underglazes. Discussions will include, what is underglaze, and how is it different from slip, deciding when in the making process to decorate, dividing the space on your forms into areas for patterning (or not), finding tools in the most unlikely places, choosing the right brushes for the job, and creating the illusion of precision while arranging repetitive marks into compelling patterns. Students should bring two pieces of greenware (leather hard, or bone dry) with them to the workshop to try out some of the techniques presented. Keep in mind that simple forms are the easiest to work on, and, if you do bring leather hard pieces, it will take longer for layers to dry between steps. One piece should be flat, a tile or a plate, and one piece vertical, like a cup. While time will be given for participants to get some hands on knowledge, works may not be entirely finished at the end of the workshop. Come with fun on your mind, and fun will be had!

**\$150.00**



## **Raku Workshop**

Jon Puzzuoli

**Sunday | 10:00 AM - 3:00 PM**

**1 Day: March 13**

Students bring their bisque pieces and spend the day glazing and firing in the raku kiln. We will do a combination of firings: traditional raku, and fuming techniques using horsehair and feathers. Students should use white stoneware clay, which may be purchased in advance. Pieces can be bisque fired in Silvermine's kiln two weeks prior to the date of the workshop. We will accommodate as many firings as the day allows. Expect to get at least 5 medium size (approximately 8 x 8 x 8 inches would be considered medium size) pieces fired. Pieces should be based on cylindrical forms, not flat, or over 10 lbs. Students must wear cotton clothing that covers arms and legs, sturdy shoes, and hair must be tied back. To withdraw, students must notify the school office two weeks prior to the workshop date to receive a refund or credit. Rain date will be decided at a later date.

**\$180.00**





## **MIXED MEDIA & COLLAGE**

### ★ ***Silvermine Saturday: Gel Plate Printing***

Nash Hyon

**Saturday | 2:00 PM - 4:00 PM**

**1 Day: January 22**

**Saturday | 2:00 PM - 4:00 PM**

**1 Day: February 12**

No experience needed! In this new, fun two hour workshop we will experience the magic of printing in multiple colors, design, textures and transfers using the gel plate. With water based paints multiple layers will be created by printing the same paper over and over. When these dry, the prints may be used for collage, cards, gift wrap or framed as finished artwork. You will be amazed at what you can make during the two hours of this workshop.

**\$60.00**



### ★ ***Value in Mixed Media***


Lenny Moskowitz

**Sunday | 10:00 AM - 2:00 PM**

**1 Day: February 20**

In this workshop students are encouraged to abandon judgment, and instead playfully explore art-making, and composing imagery through collage. We will be creating through a combination of mediums and materials such as drawing, collage, paint, and mixed media techniques. This workshop is intended to lead to inventive personal expression. Course includes demonstrations in collage technique, value study, collage composing, and simplified drawing and painting. This workshop would be suitable for someone looking to loosen up and try some new approaches, in addition to someone who is new to the arts.

**\$115.00**





## ★ **Focus on Abstraction: Drawing, Painting & Collage**

Lenny Moskowitz

**Sunday | 10:00 AM - 2:00 PM**

**1 Day: March 06**

This workshop is open-ended, a whole world of possibilities. We will be sourcing abstraction by simplifying from natural forms and delving into your personal interior landscape and history. Demonstrations will cover idea collecting, collage, simplified drawing, cropping, photo-exploration and mixed media painting. We will view the works of other artists and discuss concepts such as space, values and depth, basic color theory, composition, simplification, and the viewing window. These approaches combine to establish a point of departure, into which self-expression and creativity present endless possibilities. This workshop will be especially suited for people who are looking for ways to work more loosely or are ready for some new approaches. It will also be great for a beginner who has never worked abstractly. Previous experience is not necessary but coming to the workshop with a playful attitude is suggested.

**\$115.00**

## ★ **Creating Collage Cards**

Lisa Arnold

**Tuesday | 1:00 PM - 3:00 PM**

**1 Day: March 08**

During these difficult times, why not reach out and create some collage cards for those who are special to you? It's personal work that you create by using just about anything - bits of wallpaper, maps, stamps, paint, music sheets, and more. Be creative! This workshop is not about scrapbooking; it's about weaving and layering materials to create various and dense moods.. Demos will be given by the instructor.

**\$105.00**



## **Silvermine Saturday: Gel Plate Printing II**

Nash Hyon

**Saturday | 2:00 PM - 4:00 PM**

**1 Day: March 12**

In this new 2 hour Friday night class we will take all those wonderful gel plate prints that you made and create a collage "painting" on artists panel. We will use acrylic medium and a limited selection of colors for over painting and/or to use with stencils. Have fun and create a finished piece suitable for framing. Must have taken Gel Plate I to sign up.

**\$60.00**



## **WOODWORKING**

### ★ ***Bowl Turning with Plywood***

David Heim

**Friday | 10:00 AM - 3:00 PM**

**1 Day: January 28**

**Friday | 10:00 AM - 3:00 PM**

**1 Day: February 25**

**Friday | 10:00 AM - 3:00 PM**

**1 Day: February 11**

**Friday | 10:00 AM - 3:00 PM**

**1 Day: March 18**

In this workshop, students will channel some woodturning history by creating small bowls from glued-up blanks of plywood. Rude Osolnik, one of the more influential turners from the twentieth century, popularized this technique. The layers of plywood produce striking effects in turned pieces.

**\$160.00**

### ***Exploring Hollow Forms***

David Heim

**Friday | 10:00 AM - 3:00 PM**

**1 Day: March 11**

Hollow forms—turned vessels with a relatively small opening—present artisans with a wide range of design options as well as some practical challenges. In this two-day workshop, students will design and create at least one hollow form. They will learn how to mount work securely on the lathe, various techniques for hollowing the wood, and finishing options.

**\$170.00**





## **METAL & SCULPTURE**

### ★ ***A Day to Weld!***

Justin Perlman

**Sunday | 10:00 AM - 4:00 PM**

**1 Day: January 09**

**Sunday | 10:00 AM - 4:00 PM**

**1 Day: March 27**

This workshop is for beginning students. If you have ever wondered what it would be like to weld or create something out of metal, this is the workshop for you. This is a hands-on workshop. Through demonstrations of equipment and safety rules you will create a piece of art. Students should wear cotton clothing with long-sleeves and long pants, work boots and no open toed shoes. Long hair must be tied back. Bring work gloves. All materials are provided.

**\$185.00**



## **JEWELRY & METAL ARTS**

### ★ ***Experimental Enameling: Beginning & Intermediate Levels***

Gail Bradshaw

**Wed, Thurs | 10:00 AM - 4:00 PM**

**2 Days: January 05 - January 06**

Capture the spectacular luminosity of reflected light in one-of-a-kind enamel art. This is a very forgiving and fun medium with a breathtaking surprise when the kiln door is opened! Gain an understanding of enameling while having fun playing with color on copper and experimenting with numerous embellishments. Basic introduction includes preparation of enamel, working with opaque and transparent colors, dry sifting and wet inlaying techniques. Techniques covered include: stenciling, watercolor, marker, rubber stamps, luster, basse taille (enamel over texture), sgraffito (scratching through sifted enamel to create patterns) and cloisonne (wire separation enamel). Experimentation is encouraged! *No experience necessary.*

**\$270.00**

### ***Sterling Silver Bangle Bracelets***

Maureen Henriques

**Sunday | 10:00 AM - 4:00 PM**

**1 Day: January 16**

Whether one or a whole armful, sterling silver bangles are a must on your wrist classic! They look great in different widths, with different textures, decorated or plain. In this class students will learn how to measure and calculate their bangle size, the use of mandrels, dies, sizers, miter jig, and the basics of a jewelers saw, sanding, filing, soldering, and embellishments. We will make 5 bangles from a variety of plain and patterned wire. *\*Instructor will supply all materials at a cost of \$75 per student\**

**\$140.00**

### ***Sterling Silver Tube Set Earrings***

Maureen Henriques

**Saturday | 10:00 AM - 4:00 PM**

**1 Day: January 29**

Simple and Stylish. Tube setting is a sleek way to set round gemstones, and it's a great first step toward learning more complex settings. Students will create settings for faceted CZs using heavy wall sterling silver tubing, solder them to personalized sterling silver blanks, add ear wires, patina, polish and for the final step, set the stones. Stone colors will vary depending on availability. Experience is encouraged but not necessary. *\*Instructor will supply all materials at a cost of \$68 per person\**

**\$140.00**

### ***Sterling Silver Ride the Wave Bangle Bracelet***

Maureen Henriques

**Thursday | 10:00 AM - 4:00 PM**

**1 Day: February 03**

Ride the wave! Create a piece that is fun and as totally unique as you are! Students will learn how to measure and calculate their bracelet size, the use of specific hammers, bracelet mandrels, cupola punches, achieving patina colours, and how to embellish their bracelet by pinning. *\*Instructor will supply all materials at a cost of \$68 per student\**

**\$140.00**





### ★ **Sterling Silver Bezel Set Ring**

Maureen Henriques

**Sunday | 10:00 AM - 4:00 PM**

**1 Day: February 13**

**Saturday | 10:00 AM - 4:00 PM**

**1 Day: March 12**

Perfect for beginners! This bezel setting class will get you on your way to creating a variety of jewelry designs. Students will learn how to create and solder bezels, measure and calculate their ring size, fashion and solder a ring shank, basic use of jeweler tools, and techniques, and of course... setting the stone! *\*Instructor will supply all materials at a cost of \$72 per person\**

**\$140.00**

### **Sterling Silver Spinner Rings**

Maureen Henriques

**Sunday | 10:00 AM - 4:00 PM**

**1 Day: February 20 - February 20**

**Sunday | 10:00 AM - 4:00 PM**

**1 Day: March 06**

Spinner rings are just as fun to make as they are to wear! Using sterling silver sheet and wire, we will focus on simple ring construction, sizing, metal texturing, soldering, patina and polish. Experience is encouraged, but not necessary for this fidgety fun class. *\*Instructor will supply all materials at a cost of \$55 per student\**

**\$140.00**



## **PHOTOGRAPHY & DIGITAL ARTS**

### ★ **Furniture Design: Introduction to SketchUp**

David Heim

**Monday | 1:00 PM - 4:00 PM**

**1 Day: January 03**

SketchUp is a 3D design and modeling program that can prove useful for ceramists, woodworkers, woodturners—even jewelry makers and blacksmiths. SketchUp is quite versatile and intuitive, but there are a few basic good practices beginners need to learn and follow in order to use the program to full advantage. This one-day course will focus on those good practices and give students plenty of hands-on experience.

**\$110.00**

## ★ *iPhone Photography: The Basics*

Bruce Dunbar

**Saturday | 10:00 AM - 2:00 PM**

**1 Day: January 29**

Learn to take full advantage of all the capabilities of your iPhone camera. During this workshop, you'll learn how and when to use the different modes of the iPhone camera. Some tips and tricks of iPhone photography and how to make the most of your phone's camera will be discussed. No experience necessary!

**\$120.00**

## *iPhone Photography: Beyond the Basics*

Bruce Dunbar

**Saturday | 10:00 AM - 2:00 PM**

**1 Day: February 12**

Do you want to move beyond your native iPhone Camera app? Do you want to know how to use your iPhone as a manual camera? Do you want to know about some apps to be more creative? In this session, we will cover iPhone camera apps for greater control and greater creativity. Some class time will be devoted to working with the apps on location at Silvermine. A list of apps will be sent to students and should be installed before the start of the workshop.

**\$120.00**



## ★ *Basics of Your Digital Camera*

Bruce Dunbar

**Saturday | 10:00 AM - 2:00 PM**

**1 Day: March 12**

Become familiar and comfortable with your digital camera. We will go over all the basic controls of the digital camera. Students will also learn photography terms and learn the icons that appear on the camera's LCD screen. Students will learn by seeing some examples and by doing some shooting in class to have a visual record of some of the digital camera controls.

**\$120.00**





## **SPECIAL STUDIES**

### ★ ***Felted Crackle Scarfs***

Robin McCahill

Sat, Sun | 10:00 AM - 3:00 PM (Sat) & 10:00 AM – 1:00 PM (Sun)

2 Days: February 05 – February 06

Create a “crackle” felted scarf on a silk gauze background, using colorful merino wool. This technique is a bit time intensive with several steps of design and layout before the wet felting process begins. The resulting scarf has a 3 dimensional appearance and lovely draping quality.

**\$190.00**

### ★ ***Introduction to Mosaics***


Peter Pasquerello

Saturday | 10:00 AM - 3:00 PM

1 Day: February 26

Learn traditional and modern techniques essential to building mosaic artwork! The aim of this course will be to introduce students to the basic elements and materials used in mosaic fabrication as taught at the Scuola Mosaicisti Del Friuli in Italy. Learn the cutting and preparation of materials. Take a look at classical and modern trends being used in mosaics for public art works. Try hands-on fabrication of direct-technical applications of mosaic tesserae. If you have a passion for mosaics or simple curiosity, you will enjoy trying your hand at a centuries old form of art!

**\$215.00**



### ★ ***Yoga for the Artist***

Elysa Demartini

Monday | 11:00 AM – 12:00 PM

1 Day: January 10

Gentle Flow Yoga is geared specifically for those new to yoga, those who are interested in a gentler practice and the opportunity to honor individuals’ energetic levels earlier in the morning. This workshop allows you to arrive and enjoy quiet stillness, warm up and energize the body, and leave ready to enter the rest of your day with vitality and equanimity. This workshop incorporates simple flowing sequences to warm up the body, as well as slower paced movements focusing on alignment, strength, balance, and flexibility. This workshop is appropriate for anyone of any age, shape or size. No experience or flexibility required.

**\$30.00**



## ADULT ONLINE COURSES

### ***Still Life in Interiors with Watercolors***

Christy Gallagher

**Thursday | 10:00 AM - 1:00 PM**


**10 Weeks: January 13 - March 17**

This class is for students who wish to understand how artists of the past can teach and guide us in creating our own world with the familiar things in and around our environment. Some of the artists we will study are; Matisse, Munch, Porter, Bonnard, Blaine, Dodd and others. We will be creating paintings by sharpening our observations, learn from them and enjoy a sense of surprise in discovery in our own work. Technical questions will be addressed as they arise. The day will end with sharing our paintings, discussion and critique.

**\$430.00**



## YOUTH COURSES



### **PAINTING & DRAWING**

#### **★ Youth Art Studio: Sketching and Painting (Ages: 9-13)**

Wendy MacCordy

**Tuesday | 4:30 PM - 6:30 PM**

**10 Weeks: January 11 - March 22**

Students of all levels of experience who want to explore the magic of drawing and painting are invited to join this fun class. Through group and one-on-one instruction, students will be introduced to the fundamentals of color, line, and texture and shape techniques while exploring different styles of modern artists. Projects include drawing and painting from still life, landscape, portraiture and students' own creations. **\*\*class will not meet on Feb 22\*\***

**\$430.00**



### ★ **Youth Oil Painting (Ages: 13-17)**

C.J. Guerin

**Thursday | 4:00 PM - 6:00 PM**

**8 Weeks: January 27 - March 17**

Students will learn about the beautiful and unique qualities of painting in oil. We will learn about setting up a palette, color mixing, mediums and glazing, layering and care of materials. Working both in the studio and plein air to create a still-life and landscape, the areas of sighting, linear and aerial perspective will be covered, allowing students to accurately paint what they see.

**\$365.00**

### **Portfolio Development: Figure Drawing (Ages: 14-17)**

Nomi Silverman

**Saturday | 9:30 AM - 12:30 PM**

**8 Weeks: January 15 - March 05**

This class is an intensive studio experience in drawing and painting. A variety of media will be explored, such as oils, acrylics and various dry materials. Projects are devised to build skills as well as express individuality and creativity. We will focus on developing observational and design skills in order to produce a varied portfolio. Class is geared toward specific portfolio requirements and includes one-on-one instruction. An excellent course for the serious art student or the student who needs to prepare a portfolio for college. ***Parents should be aware of both male and female professional nude models in this course.***

**\$480.00**



## **CERAMICS**

### ★ **Messy Hands! Clay for Teens (Ages: 14-17)**

Don Reynolds

**Thursday | 4:00 PM - 6:00 PM**

**10 Weeks: January 13 - March 17**

Let's get down into the mud, and get our hands messy, while learning to make pots out of clay. We will warm up by learning about the properties of clay while making pinch, coil, and/or slab constructed pieces. Next, we will make the giant leap to conquering the potter's wheel. With an open mind, and a lot of practice, students will be guided through the process of centering, opening, and pulling up the walls of a cylinder, or any other forms that strike their fancy. Students will transform their pieces into finished pots ready for use, by glazing and firing their unique masterpieces.

**\$380.00**



## WOODWORKING

### ★ **Basics of Woodworking (Ages: 13-17)**

Mark Andreas

**Tuesday | 4:30 PM - 6:30 PM**

**10 Weeks: January 11 - March 15**

In this course students will learn the art of carving wood and creating functional 3-dimensional artwork. There will be an introduction to tools such as chisels, rasps and gouges. Students should wear long sleeves, pants and work boots. No open toe shoes. Longhair must be tied back. The school will provide some of the materials. Additional materials will be discussed at the first class.

**\$360.00**

### ★ **Character Carving (Ages: 12-14)**


Aron Johnston

**Saturday | 10:00 AM - 12:30 PM**

**10 Weeks: January 15 - March 19**

In Character Carving, students will use hand-carving tools and techniques in order to bring their imaginations to life. They will shape and assemble wood in order to create 'original characters' (oc's) - avatars, alter-egos, and the like. These might be fantastic versions of themselves or entirely new creatures. Along with the basics of wood-working skills, students will learn how to harness their powers of observation and creativity. Students will primarily use hand tools but will get a guided introduction to power tools and woodworking equipment.

**\$425.00**



### ★ **Character Carving (Ages: 15-17)**

Aron Johnston

**Saturday | 1:00 PM - 3:30 PM**

**10 Weeks: January 15 - March 19**

In Character Carving, students will use hand-carving tools and techniques in order to bring their imaginations to life. They will shape and assemble wood in order to create 'original characters' (oc's) - avatars, alter-egos, and the like. These might be fantastic versions of themselves or entirely new creatures. Along with the basics of wood-working skills, students will learn how to harness their powers of observation and creativity. Students will be introduced to and use hand tools, power tools and power equipment.

**\$425.00**



## METAL & SCULPTURE

### ★ *Youth Metal Sculpture (Ages: 14-17)*

Justin Perlman

**Saturday | 1:30 PM - 3:30 PM**

**5 Weeks: January 15 - February 12**

**Saturday | 1:30 PM - 3:30 PM**

**5 Weeks: February 26 - March 26**

We will learn the methods and techniques to create traditional, contemporary and functional three-dimensional pieces of art. There will be demonstrations of various pieces of equipment, including oxy-acetylene and electric arc welding. Additionally, students will be taught hand and stationary metal working tools. The first class will cover safety protocols and materials, as well as your goals for the term. Students should wear work boots, long sleeved cotton clothing and pants. Long hair must be tied back and please bring work gloves. Materials will be discussed at the first class.

**\$225.00**



## GLASS FLAME WORKING

### *Beadmaking (Ages: 12-15)*

Maureen Henriques

**Monday | 4:30 PM - 6:30 PM**

**8 Weeks: January 10 - March 14**

Push your skills, and get better. In this course we will build on your strengths, refine techniques, and get you and your beadmaking skills to another level. Stringer control, encasement, cane work, heat control, design, balance, and composition are some of the techniques and issues that will be discussed and addressed. A kit will be supplied by the instructor for purchase, and students are encouraged to bring their own glass and design ideas to class. Students will make a series of beads in a variety of colors and shapes, using presses, enamels, stringer, and encasement. **\*\*class will not meet on Jan 17 & Feb 21\*\***

**\$360.00**



# YOUTH WORKSHOPS



## PAINTING & DRAWING

### ★ *Silvermine Saturday: Fluid Acrylic Pours (Ages: 14-17)*

Nash Hyon

**Saturday | 2:00 PM - 4:00 PM**

**1 Day: March 05**

Come learn the techniques, tips and tricks of acrylic pours in this fun, interactive workshop. Learn various techniques to create abstract paintings without any painting experience. Each person will do two different pours on canvas that create multi-colored abstract designs. Please come dressed for mess. Bring two pizza boxes that fits two 12 x 12 canvases to take home wet artwork.

**\$60.00**



## PRINTMAKING

### ★ *Beginning Printmaking Workshop for Teens (Ages: 12-16)*

Nancy McTague-Stock

**Saturday | 2:00 PM - 4:30 PM**

**1 Day: January 29**

In this class, students will learn the basics of monotype printmaking. Have fun with a friend while creating work for your portfolio in this exciting medium!

**\$110.00**



★ **Printmaking with Stencils Workshop for Teens**  
(Ages: 12-16)

Nancy McTague-Stock

Saturday | 2:00 PM - 4:30 PM

1 Day: February 19

In this course, teens will learn how to create exciting print variations using stencils with monotype technique for added textural and technical options! No prior experience necessary!  
\$110.00



**Printmaking & Mixed Media Workshop for Teens**  
(Ages: 12-16)

Nancy McTague-Stock

Saturday | 2:00 PM - 4:30 PM

1 Day: March 05

In this class, students will learn how to further create amazing works by adding other media atop finished prints. Have fun with a friend while creating work for your portfolio in this exciting medium!  
\$110.00



## CERAMICS

★ **Family Clay Day: Collaborative Creation (Ages: 5 & Up)**

Megan Collins

Sunday | 1:00 PM - 4:00 PM

1 Day: January 09

Sunday | 1:00 PM - 4:00 PM

1 Day: February 06

Sunday | 1:00 PM - 4:00 PM

1 Day: February 27

Sunday | 1:00 PM - 4:00 PM

1 Day: March 20

Looking for a creative afternoon to spend with your child, niece, nephew or grandchild? Come spend the afternoon making a collaborative project together with your loved one. This workshop is geared towards working in clay, using either hand building or wheel throwing to create ceramic pieces. Please bring a snack without nuts. The school supplies all materials. Clay pieces take three to four weeks to be fired. The school will notify parents when pieces are ready to be picked up. **The price of \$125 is for two participants. Please register your child for this workshop, and the parent/guardian attending will automatically be included in that registration.**

\$125.00



## **MIXED MEDIA & COLLAGE**

### ★ **Weekend Studio Art Jams (Ages: 5-10)**

Mart Kot

*Drawing & Painting Fairytales in Winter Landscapes*

**Sunday | 10:00 AM - 2:00 PM**

**1 Day: January 09**

---

*The Snowy Owl, Winter Bald & Gold Eagles*

**Sunday | 10:00 AM - 2:00 PM**

**1 Day: January 23**

---

*Love is in the Air*

**Sunday | 10:00 AM - 2:00 PM**

**1 Day: February 06**

*Which Arty Animals Are You?*

**Sunday | 10:00 AM - 2:00 PM**

**1 Day: February 20**

---

*Making Surreal Creatures Using Surprise Objects*

**Sunday | 10:00 AM - 2:00 PM**

**1 Day: March 06**

---

*Painting without Brushes*

**Sunday | 10:00 AM - 2:00 PM**

**1 Day: March 13**

With sparkling snow and frosty moments, children can find comfort in the Silvermine Art Studio this winter. Each weekend offers a fun new exploration with a different medium and students will complete an art project. We will explore painting, drawing, printmaking, sculpture, clay, collage, and more. Children will have a "free" but guided exploration in celebrating their creative ideas while elaborating on expression and meaning in the art making process.

**\$130.00**

### ★ **Mixed Media Art Workshop (Ages: 7-10)**

Karen Siegel

**Wednesday | 4:30 PM - 6:30 PM**

**1 Day: January 12**

---

**Wednesday | 4:30 PM - 6:30 PM**

**1 Day: January 19**

Explore and create fun mixed media art canvases. Students will use various materials, including paints, oil sticks, watercolor inks and fun collage photos and papers. The school will provide all supplies and materials.

**\$85.00**



## ★ **Pre-K Process Art Series**

Lori Bloom

*Rainy Days and Rainbows*

**Sunday | 10:00 AM - 11:00 AM**

**1 Day: January 16**

---

*Open Ended Winter Collage*

**Sunday | 10:00 AM - 11:00 AM**

**1 Day: January 30**

---

*Sparkly Winter Painting*

**Sunday | 10:00 AM - 11:00 AM**

**1 Day: February 13**

---

*Winter Tree*

**Sunday | 10:00 AM - 11:00 AM**

**1 Day: February 27**

---

*Wondering Yarn Paintings*

**Sunday | 10:00 AM - 11:00 AM**

**1 Day: March 13**

Process art is a way of exploring materials without being overly concerned about the final project. It's a time to play, create, get messy and just have fun! Your Amazing Little Artists will use a variety of materials to explore with in this studio class. Students will be exposed to paint, oil pastels, watercolors, tissue paper, cutting, gluing and more! No two classes are the same!

**\$65.00**



## ★ **School Break: Studio Art Jams (Ages: 5-9)**

Marta Kot

*Make a Painting of Someone You Love*

**Monday | 9:00 AM – 12:00 PM**

**1 Day: January 17**

No two workshops are the same! Children will be guided by instruction to reference works of art by well-known artists. They will participate in gentle group critiques that will take place in the studio setting. Children will have an outdoor break time for free play and exploration. Please pack a nut-free snack.

**\$105.00**



## ★ **School Break: Studio Art Jams (Ages: 8-12)**

Marta Kot

*Make a Painting of Someone You Love*

**Monday | 1:00 PM – 4:00 PM**

**1 Day: January 17**

No two workshops are the same! Children will be guided by instruction to reference works of art by well-known artists. They will participate in gentle group critiques that will take place in the studio setting. Children will have an outdoor break time for free play and exploration. Please pack a nut-free snack.

**\$105.00**



## ★ **Methods of the Modern Masters (Ages 8-11)**

Patricia Wetzler

*Vincent Van Gogh - Sunflowers*

**Thursday | 3:30 PM - 5:00 PM**

**1 Day: January 13**

---

*Matisse - Draw with Scissors*

**Thursday | 3:30 PM - 5:00 PM**

**1 Day: January 20**

---

*Picasso - Abstract Faces*

**Thursday | 3:30 PM - 5:00 PM**

**1 Day: January 27**

---

*Monet - Water Lillies*

**Thursday | 3:30 PM - 5:00 PM**

**1 Day: February 03**



In Methods of the Modern Masters, students will learn about artists and the styles which make them unique in the art world. The children will learn about the artist's lives, the art movements they were a part of and what materials and methods they used to make them stand out in the art world. Working from examples of the artists master works, students will reproduce their own versions of the that artist' style using a variety of materials.

**\$75.00**

## ★ **Youth Art Journal Page (Ages: 8-12)**

Lori Bloom

**Sunday | 9:00 AM - 12:00 PM**

**1 Day: January 23**

In this class, students will work independently on our own pieces creating layers upon layers of words and images. Exploring symbolism, synonyms, and phrases will lead your child to create their own page. Materials such as stencils, lettering, stickers, markers, watercolors, acrylic and other mixed media will be available for use. Students can bring their own photos to use in their page! Bring a nut free snack and some water.

**\$105.00**



## ★ **School Break: Studio Art Jams (Ages: 5-10)**

Marta Kot

*An Animal's Winter Habitat*

**Thursday | 9:00 AM - 1:00 PM**

**1 Day: February 17**

---

*Humanimalirdies: Hybrid Paintings*

**Friday | 9:00 AM - 1:00 PM**

**1 Day: February 18**

---

*Magical Winter Landscape*

**Monday | 9:00 AM - 1:00 PM**

**1 Day: February 21**

No two workshops are the same! Children will be guided by instruction to reference works of art by well-known artists. They will participate in gentle group critiques that will take place in the studio setting. Children will have an outdoor break time for free play and exploration. Please pack a nut-free snack.

**\$150.00**



★ **School Break: Studio Art Jams (Ages: 5-10)**

Marta Kot

*What is a Self Portrait? The Study of Fabric*

**Tuesday | 9:00 AM - 12:00 PM**

**1 Day: February 22**

No two workshops are the same! Children will be guided by instruction to reference works of art by well-known artists. They will participate in gentle group critiques that will take place in the studio setting. Children will have an outdoor break time for free play and exploration. Please pack a nut-free snack.

**\$255.00**

★ **School Break: Studio Art Jams (Ages: 5-9)**

Marta Kot

*Seasonal Mandala, Clay Animals*

**Wed, Thurs, Fri | 9:00 AM - 12:00 PM**

**3 Days: February 23 - February 25**

No two workshops are the same! Children will be guided by instruction to reference works of art by well-known artists. They will participate in gentle group critiques that will take place in the studio setting. Children will have an outdoor break time for free play and exploration. Please pack a nut-free snack.

**\$255.00**



★ **Youth Art Journal Page (Ages: 12-15)**

Lori Bloom

**Saturday | 9:00 AM - 12:00 PM**

**1 Day: March 05**

In this class, students will work independently on our own pieces creating layers upon layers of words and images. Exploring symbolism, synonyms, and phrases will lead your child to create their own page. Materials such as stencils, lettering, stickers, markers, watercolors, acrylic and other mixed media will be available for use. Students can bring their own photos to use in their page! Bring a nut free snack and some water.

**\$105.00**

★ **School Break: Studio Art Jams (Ages: 5-10)**

Marta Kot

*Seasonal Mandala, Clay Animals*

**Mon, Tues, Wed, Thurs | 9:00 AM - 12:00 PM**

**4 Days: March 14 - March 17**

---

*Create a Still Life with Various Materials*

**Mon, Tues, Wed, Thurs | 1:00 PM - 4:00 PM**

**4 Days: March 21 - March 24**

No two workshops are the same! Children will be guided by instruction to reference works of art by well-known artists. They will participate in gentle group critiques that will take place in the studio setting. Children will have an outdoor break time for free play and exploration. Please pack a nut-free snack.

**\$330.00**





## **PHOTOGRAPHY & DIGITAL ARTS**

### ★ ***Design with Adobe Illustrator for Teens (Ages: 14-17)***

Kate Muldoon

*Monochromatic Landscapes*

**Saturday | 10:00 AM - 2:00 PM**

**1 Day: January 15**

*Design a Band Poster*

**Saturday | 10:00 AM - 2:00 PM**

**1 Day: February 26**

Have you ever wanted to learn digital art? Join these beginner's workshops to learn the foundation of the Adobe Illustrator software. Previous design experience is not required, but an open mind and creative mindset is. This class will offer a step-by-step tutorial, learning about the graphic design process, and using tools such as the shape, line and pen tool. Students will brainstorm and sketch thumbnails for inspiration. At the end of the workshop, there will be a brief informal critique to display everyone's final products from the class. You will walk out of this workshop with a printed out copy of your project to bring home. Check out each workshop in the details below. We ask the students to bring a sketchbook and flash drive with them to these workshops.

**\$100.00**

### ★ ***Design with Adobe Illustrator for Teens (Ages: 14-17)***

Kate Muldoon

*Design a Book Cover*

**Sat, Sun | 10:00 AM - 1:00 PM**

**2 Days: January 29 - January 30**

*Creating a Page in a Coloring Book*

**Sat, Sun | 10:00 AM - 1:00 PM**

**2 Days: February 12 - February 13**

*Create a Page in a Coloring Book*

**Sat, Sun | 10:00 AM - 1:00 PM**

**2 Days: March 12 - March 13**



Have you ever wanted to learn digital art? Join these beginner's workshops to learn the foundation of the Adobe Illustrator software. Previous design experience is not required, but an open mind and creative mindset is. This class will offer a step-by-step tutorial, learning about the graphic design process, and using tools such as the shape, line and pen tool. Students will brainstorm and sketch thumbnails for inspiration. At the end of the workshop, there will be a brief informal critique to display everyone's final products from the class. You will walk out of this workshop with a printed out copy of your project to bring home. Check out each workshop in the details below. We ask the students to bring a sketchbook and flash drive with them to these workshop.

**\$150.00**



## **SPECIAL STUDIES**

### ★ ***Silvermine Saturday: Marbling Beyond Paper (Ages: 8+)***

Elizabeth Grab

**Saturday | 2:00 PM - 4:00 PM**

**1 Day: January 22**

If you've opened an old book, you've likely seen marbled paper. But have you seen marbled cloth, beads, or coasters? By the end of two hours, you'll take home marbled objects like these and more! Bring yourself, some friends, paint-friendly clothes, a shoebox, and a clothes hanger for a marbelous Saturday afternoon. ***\*\*ages 8-15 need an adult present at the workshop, ages 16+ can come solo\*\****

**\$60.00**

### ***Portfolio Preparation: Young Adult Workshop (Ages: 14-17)***

Paola Page

**Fri, Sat | 4:00 PM – 6:00 PM (Fri) & 10:00 AM - 2:00 PM (Sat)**

**2 Days: March 11 - March 12**

Determining whether a portfolio is ready for submission to an art college requires careful consideration. Does your artwork indicate a competent level of skill, originality, commitment, creative potential? This workshop will provide a syllabus focused on portfolio building activities, including observational drawing and design concepts, in preparation for college level art. Carefully orchestrated flexible studio exercises will optimize, broaden and develop skills that can dramatically enhance the quality of visual work. Activities will be set within a comfortable range to accommodate most levels of experience, while building confidence. Students will be encouraged to bring in pre- existing artwork for initial assessment.

**\$204.00**



# YOUTH ONLINE COURSE

## ★ **Animation Basics (Ages: 12-17)**

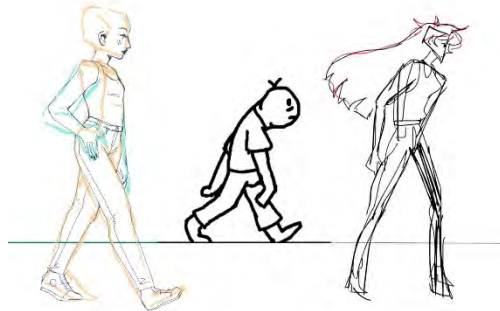
R. Lee

**Sunday | 2:30 PM - 5:00 PM**

**5 Weeks: January 09 - February 06**

In this beginner-level course students will learn the software and principles to make animation. Students will animate the classic ball bounce, elements effects, character walk cycles and more! No prior animation experience is necessary, though students must have access to the program Adobe Animate.

**\$240.00**



## ★ **Introduction to Photoshop (Ages: 13-17)**

R. Lee

**Sunday | 3:00 PM - 5:00 PM**

**5 Weeks: February 20 - March 20**

In this five-session online course, students will learn the basics of operating Adobe Photoshop. We will practice techniques applicable to both photo editing and digital illustration- including photo restoration, collage, color correction and much more. Students will learn the common terminology associated with Photoshop as well as many other relevant digital editing software. Drawing tablets are encouraged for this course, however using any USB or wireless mouse is acceptable.

**\$190.00**





# FAMILY WORKSHOPS

## ★ **Family Clay Day: Collaborative Creation (Ages: 5 & Up)**

Megan Collins

Sunday | 1:00 PM - 4:00 PM  
1 Day: January 09

---

Sunday | 1:00 PM - 4:00 PM  
1 Day: February 06

Sunday | 1:00 PM - 4:00 PM  
1 Day: February 27

---

Sunday | 1:00 PM - 4:00 PM  
1 Day: March 20

Looking for a creative afternoon to spend with your child, niece, nephew or grandchild? Come spend the afternoon making a collaborative project together with your loved one. This workshop is geared towards working in clay, using either hand building or wheel throwing to create ceramic pieces. Please bring a snack without nuts. The school supplies all materials. Clay pieces take three to four weeks to be fired. The school will notify parents when pieces are ready to be picked up. ***The price of \$125 is for two participants. Please register your child for this workshop, and the parent/guardian attending will automatically be included in that registration.***

**\$125.00**

## ★ **Silvermine Saturday: Marbling Beyond Paper (Ages: 8+)**

Elizabeth Grab

Saturday | 2:00 PM - 4:00 PM  
1 Day: January 22

If you've opened an old book, you've likely seen marbled paper. But have you seen marbled cloth, beads, or coasters? By the end of two hours, you'll take home marbled objects like these and more! Bring yourself, some friends, paint-friendly clothes, a shoebox, and a clothes hanger for a marbelous Saturday afternoon. ***\*\*ages 8-15 need an adult present at the workshop, ages 16+ can come solo\*\****

**\$60.00**





# Silvermine

**Silvermine Arts Center**

**1037 Silvermine Rd, New Canaan, CT 06840  
203.966.6668 x2**