



SPRING 2022

Silvermine

School of Art

Silvermine Arts Center

# Spring Session 2022

**April 4 – June 18**

(10 Weeks)

**Spring Holidays - School Closed:**

Memorial Day: Monday, May 30

# Summer Art Studios 2022

**June 27 – September 2**

(10 Weeks)

**Summer Holidays - School Closed:**

Independence Day: Monday, July 4

# Summer Adult 2022

**July 11 – August 21**

(6 Weeks)

---

## REGISTRATION INFORMATION

### Need Help Choosing the Right Course?

If you need assistance in your selection, contact the school office at 203-966-6668, x 2 or [schooladmin@silvermineart.org](mailto:schooladmin@silvermineart.org)

### How to Register?

Online: [www.silvermineart.org](http://www.silvermineart.org)

Phone: 203-966-6668, ext. 2

**NO IN-PERSON REGISTRATION, EMAIL or FAX**

---

## SCHOOL OFFICE HOURS

**Monday – Friday**

**9:00 AM – 5:00 PM**

**Phone:** 203-966-6668, ext. 2

**1028 Silvermine Rd, New Canaan, CT**

## Silvermine Arts Center

### COVID-19 Assumption of Risk

COVID-19, is highly contagious and declared a worldwide pandemic by the World Health Organization. People can be infected and show no symptoms and therefore spread the disease. COVID-19 can cause serious and potentially life-threatening illness and even death. The Silvermine Arts Center cannot prevent you (or your family members) from becoming exposed to, contracting, or spreading COVID-19 while utilizing the Center's services or premises. Therefore, if you choose to utilize the Center's services and/or enter onto Center's premises you understand, acknowledge and accept the risks that you may be exposing yourself to and/or increasing your risk of contracting or spreading COVID-19.

### COVID-19 Mask Requirements

Masks are required to be worn by everyone when indoors in all Silvermine buildings and studios, regardless of vaccination status. Outdoors masks are not required.

### COVID-19 Protocols

Silvermine is setting a max capacity in every studio. Depending on the class and the instructor's request, the maximum may differ. Silvermine is social distancing to the best of our ability in every studio. We provide hand sanitizer dispensers & touchless thermometers in each classroom. We have Hepa Filters installed in our A/C units that keeps the air clean and constantly flowing.

Please visit our website for more details:

[www.silvermineart.org](http://www.silvermineart.org)



## SCHOOL POLICIES

<https://www.silvermineart.org/school/policies/>

---

## GIFT CERTIFICATES

Silvermine School of Art has gift certificates available in any denomination you wish. Please call 203-966-6668, ext. 2 to purchase gift certificates.

---

## DRAW UNTIL YOU DROP!

Join us for is a day of non-stop drawing. This is an opportunity for continuous, intensive figure drawing with a model or models in sustained poses and still life set-ups. This event is open to adults 16+ and will take place in the school building as well as various locations outside on our campus.

Details TBD

## PRIVATE & GROUP EVENTS

### Private Tutorials & Group Workshops

<https://www.silvermineart.org/school/private-lessons-parties/>

### Learning Pods, Homeschool Groups

<https://www.silvermineart.org/school/private-lessons-parties/>

### Team Building Art Workshops

<https://www.silvermineart.org/school/private-lessons-parties/>

### Teacher Enrichment: Expand Your Classroom

<https://www.silvermineart.org/school/private-lessons-parties/>

### Children's Art Birthday Parties

<https://www.silvermineart.org/school/private-lessons-parties/>



## CONTENTS

Adult Courses	2-21
Adult Workshops	22-35
Adult Online Courses & Workshops	36
Youth Courses	37-40
Youth Workshops	40-44
Youth Online Courses & Workshops	45
Family Workshops	45

# ADULT COURSES



## PAINTING & DRAWING

### *Basic Techniques of Watercolors*

Alex McFarlane

**Monday | 9:30 AM - 12:30 PM**

**10 Weeks: April 04 - June 13**

This course is for beginners and experienced students who want to progress. Watercolor painting is about technical skills that can be learned. There will be a demonstration at the beginning of each class. How to relax and be comfortable while using watercolors is encouraged. In addition, inventive compositions for still life, figure and landscape will be encouraged.

**\$485.00**

### *Painting with the Purest Pigment: Pastel*

Christine Ivers

**Monday | 9:30 AM - 12:30 PM**

**5 Weeks: April 04 - May 02**

**Monday | 9:30 AM - 12:30 PM**

**5 Weeks: May 16 - June 20**

Explore the numerous ways to approach painting your favorite landscape or still life. Bring a photo of a scene that you would love to paint or bring the items you would like to set up in a still life and the instructor will help you bring it to life in a few short weeks. Enjoy working in a relaxed and encouraging atmosphere while learning more about atmospheric perspective, color temperature and drawing basics. Portraits worked from reference shots are also welcome. Open to all levels.

**\$245.00**

### *Copying from the Masters*

Justin Wiet

**Monday | 9:30 AM - 12:30 PM**

**10 Weeks: April 04 - June 13**

Copying old master works was a time-tested tradition throughout the ages. Students will work from high quality reproductions and be led through a step-by-step approach to thinking and working in the old master manner. Beginning with the drawing, then capturing and slowly building the layers of paint with glazes mixed with chalk and oil, students will learn the full process, which they can then introduce into their own methods of painting. Reproductions will be provided for the students.

**\$485.00**

## ***Capturing Nature: Landscape Painting to Still Life***

Brian Wendler

**Monday | 10:00 AM - 1:00 PM**

**10 Weeks: April 04 - June 13**

In this course, students will work from studies and photographs in the studio to introduce a method emphasizing aerial perspective (color's ability to represent space) using collage and paint value studies to facilitate dynamic compositions and bold color choices. Students can work in oils or acrylics.

**\$485.00**

## ***Color Alchemy***

Jill Nichols

**Monday | 1:00 PM - 3:00 PM**

**5 Weeks: April 04 - May 02**

Color is the most complicated and elusive element in painting. In this engaging and fun hands-on class students will gain a better understanding of creating with color. Encouraged for painters at any level and essential for any beginner painter. Students will develop a painting each week while investigating ways of painting dynamic color interactions and nuances in color mixing.

**\$175.00**



## ***Introduction to the Art of Drawing***

Alex McFarlane

**Monday | 1:00 PM - 4:00 PM**

**10 Weeks: April 04 - June 13**

We begin by learning how to measure using our eye, how to create the proportions of our subject. When applying these methods of measurement and proportion, we give drama and expression to our drawings. Learn about shading, perspective and composition. Subjects include basic forms, the figure, portrait and landscapes. Every class will start with a demonstration and individual attention is given to each student.

**\$485.00**

## ***Foundation Drawing***


Matthew Shelley

**Monday | 6:00 PM - 9:00 PM**

**10 Weeks: April 04 - June 13**

This course will offer a comprehensive foundation in drawing for both beginners and those who wish to practice and brush up on their drawing skills. Working with a variety of dry materials, students learn to use line, value, gesture and perspective. Students will draw from observation; participants will learn to reorient their minds, focusing on the relationship of space rather than objects, working with still life, figure and landscape.

**\$485.00**



## Mastering Form: Relief & Drawing

Justin Wiet

**Monday | 6:00 PM - 9:00 PM**

**5 Weeks: April 04 - May 02**

Learn to see dimensionally by creating in multi-dimensions. By perceiving the intimate relationship of a three dimensional subject next to our two dimensional drawing, we can begin to understand how glyptic effects in sculpture equate to graphite tones in drawing. The students will develop a simple low relief sculpture (medallion) in air dry clay. From here students will sight points, angles, and shapes developing their "block in". Careful use of an extended value range will give the drawing a three dimensional appearance. Specific demonstrations will be given and all skill levels are welcome.

**\$250.00**



## Watercolor Landscapes

Wendy MacCordy

**Tuesday | 9:30 AM - 12:30 PM**

**10 Weeks: April 05 - June 07**

The fundamentals of watercolor will be taught and the emphasis will be on becoming comfortable with the spontaneous nature of the medium. We will focus on how to capture light filled landscape paintings by using the white of the watercolor paper. Demonstrations will be given at the beginning of each class. Bring your own landscape photographs as a reference.

**\$485.00**

## Drawing the Line: Contour & Line Drawing Techniques

Maj Kalfus

**Tuesday | 10:00 AM - 12:00 PM**

**4 Weeks: April 05 - April 26**

We will explore several types of contour drawing: blind contour, partial peek and straight forward contour. We will experiment using several materials including pen and ink, pastels and brush and ink. The objective is to learn to see and interpret what is in front of you, to develop stronger eye hand coordination and to learn how to draw expressive lines.

**\$150.00**

## Intermediate Still Life & Landscape Painting

Kirill Doron

**Tuesday | 10:00 AM - 1:00 PM**

**10 Weeks: April 05 - June 07**

This course is for students with some background in drawing or painting. Working with landscape or still life, beginning oil painters will learn the fundamentals, including color, composition, form, and materials. Intermediate oil painters can hone existing skills and explore more complex challenges.

**\$485.00**



## ***Painting with Immediacy and Boldness in Oil or Acrylic***

Brian Wendler

**Tuesday | 1:00 PM - 4:00 PM**

**10 Weeks: April 05 - June 07**

**Tuesday | 6:00 PM - 9:00 PM**

**10 Weeks: April 05 - June 07**

This unique course will help painters of all levels better understand the working of color, correct values, and building forms in space with color relationships. Working from still-life set-ups or photographs of landscapes, learn to compose paintings with immediacy and boldness, through the use of value studies, a limited palette and collage. Students will receive individual instruction.

**\$485.00**

## ***Abstract Painting: Dynamics of Symbols and Color in Composition***

Dmitri Wright

**Wednesday | 9:00 AM - 12:00 PM**

**10 Weeks: April 06 - June 08**

Develop your own unique personal vision as an abstract painter and explore new ideas via the art of the creative process. Focus will be on the abstracted from the representative - figure, landscape or floral in applying one's personal perception, temperament and aesthetical beauty for more expressive freedom in chosen subject. There will be presentations of color and compositional theory, in addition to playful exercises in working large.

## ***Painting 101: Foundation Painting***

Alex McFarlane

**Wednesday | 9:30 AM - 12:30 PM**

**10 Weeks: April 06 - June 08**

This course is for beginning and intermediate students who want to learn the techniques and procedures necessary for painting in oils or acrylics. Basic skills in drawing, composition, mixing and applying paint will be demonstrated. Subject matter will include still life, figure, portrait and landscape. You will be guided through the foundation steps towards a satisfying work of art.

**\$485.00**

## ***Sculptural Figure & Portrait Painting in Oil or Pastel***

Dean Fisher

**Wednesday | 9:30 AM - 12:30 PM**

**10 Weeks: April 06 - June 08**

**Wednesday | 1:00 PM - 4:00 PM**

**10 Weeks: April 06 - June 08**

Be prepared to squint, step back and use your big brushes! In this course, through the use of painting and drawing live models, you will learn fundamental approaches to capturing correct proportions, convincing gestures and realistic effects of light and shadow through the use of gaining an understanding of tone and color temperature. Another focus will be using oil, acrylic or pastels in a sculptural way, using these mediums to impart greater solidity and expressive potential using impasto and accentuated planes changes in the form. We will focus on these key principles to see how they are all interconnected and play vital roles in breathing life into our work. This is a course for all levels of ability with the majority of the instruction offered on a one to one basis geared to the level of each participant.

**\$560.00**



## Theme Drawing

Paola Page

**Wednesday | 9:30 AM - 11:00 AM**

**10 Weeks: April 06 - June 08**

This project -based workshop, involves all aspects of drawing and picture- making with opportunities for personal expression and introspection. Through a series of skill building activities, you will develop an understanding of line, gesture, relative proportions, value, composition, perspective and color. An art historic component, relative to the multi layered "theme", will provide inspiration on which to develop your visual narrative. As you navigate the pictorial plane, you will be guided through a content building process, creating work that is both visually and thematically compelling and exhibition worthy. Classes are expected to generate robust conversations and a collaborative spirit with highly individual results.

**\$275.00**

## Big Picture: Choose Your Theme Figure, Landscape, or Still Life

Alex McFarlane

**Wednesday | 1:00 PM - 4:00 PM**

**10 Weeks: April 06 - June 08**

This course is ideal for someone who wants to start, execute and finish one painting or drawing. For the narrative artist, there will be a sustained pose for the entire session. The still life artist will have an individual set-up tailored to meet his or her needs. For the landscape artist, there will be individual guidance in making nature look natural. There will be demonstrations.

**\$485.00**



## Foundations and Fundamentals of Abstract Painting

Dmitri Wright

**Wednesday | 1:00 PM - 4:00 PM**

**10 Weeks: April 06 - June 08**

Students will be introduced to the fundamentals of abstract painting – color, form, composition, while building from dot, line, shape into form. Students will review the history, foundations, and characteristics of abstract painting through their favorite artists of the different schools. Students will discover through demonstrations and experimentation of different traditional and contemporary application methods in working with paint materials. Students are welcomed to work in any media of their choice.

**\$485.00**





## **Broaden the View**

C.J Guerin

**Thursday | 9:30 AM - 12:30 PM**

**10 Weeks: April 07 - June 09**

This class is for students who have a working knowledge of sketching and painting. The sessions will be aimed at improving your painting through dynamic compositions, new and mixed materials, "out of the box" ideas, and various methods of working to stretch your concepts. The sessions will be aimed at landscape and still life to help you move on with your work to the next level while developing your own personal voice. There will be demonstrations and individual guidance in oil, watercolor and acrylic.

**\$485.00**

## **Figure Drawing**

Justin Wiet

**Thursday | 9:30 AM - 12:30 PM**

**10 Weeks: April 07 - June 09**

Learn the human figure's complex construction while heightening your ability to draw a figure from observation. Working from the model, emphasis on gesture, balance and proportion will be stressed throughout to aid in the illusion of credibility posed figures. Students should leave this class with a better understanding of the figure's key landmarks, form sense and construction as well as a greater ability to render a figure from life and from memory.

**\$585.00**



## **Talking Heads: Portrait Painting**

Heidi Harrington

**Thursday | 9:30 AM - 12:30 PM**

**10 Weeks: April 07 - June 09**

This course focuses on producing a more intimate view of a portrait. There will be individual attention as students work from a model in two five week poses. Throughout the course, there will be short demonstrations and examples of different artist's work. Each session will focus on one pictorial objective, such as tone, composition and color, as well as a focus on individual facial features. It welcomes both beginners and experienced artists.

**\$485.00**

## **Acrylic Abstract Painting**

Aleksandr Razin

**Thursday | 1:00 PM - 4:00 PM**

**10 Weeks: April 07 - June 09**

Students of all levels develop a working knowledge of abstract painting that challenges them to see and interpret in new ways. Using acrylics students will learn color, line, movement, and form, through individual instruction. Subjects include landscape and still life, as well as non-representational forms.

**\$485.00**

## **Acrylic Painting for Beginners**

Nash Hyon

**Thursday | 1:00 PM - 4:00 PM**

**8 Weeks: April 07 - May 26**

In this eight-week course geared towards beginning students we will explore the many techniques and tools, including non-traditional tools currently available for working with acrylic paints. Formal aspects of painting such as color and composition will also be covered. No drawing experience is needed, the goal is to enjoy the process while developing an understanding of the many benefits that acrylic paints offer.

**\$390.00**

## **Basic Painting & Drawing**


C.J Guerin

**Thursday | 1:00 PM - 4:00 PM**

**10 Weeks: April 07 - June 09**

This course is for the beginner or returning student to learn the fundamentals of drawing and painting. We begin with basic sketching techniques enabling students to accurately record what they see, and the second half of the course will introduce painting, color mixing, paint application, glazing, texture, and aerial and linear perspective. These sessions will be aimed at creating a still life and landscape.

**\$485.00**



## **Beyond a Pretty Picture**

Alex McFarlane

**Thursday | 7:00 PM - 10:00 PM**

**10 Weeks: April 07 - June 09**

You know you are good, but how do you get your painting to look like the vision in your head? This is tailored to the individual, from how you think about art to how you develop a personalized statement. Learn to analyze your vision and find a seamless balance between concept, composition and technique.

**\$485.00**

## **Contemporary Impressionism and Beyond: Experience to Expression**

Dmitri Wright

**Friday | 9:00 AM - 12:00 PM**

**10 Weeks: April 08 - June 10**

**Friday | 1:00 PM - 4:00 PM**

**10 Weeks: April 08 - June 10**

Develop our own unique style while discovering the philosophy and techniques used by the impressionist masters. Such methods used by the impressionists were taken from the classical and today used by the modernists are the tools you will learn from illustrative to the abstract. Students from all levels and interests, as well as those working in all materials and methods are welcomed from classical to abstract.

**\$485.00**

## Abstract Painting

Natasha Karpinskaia

Friday | 9:30 AM - 12:30 PM

10 Weeks: April 08 - June 10

This class is intended for anyone who wants to explore non-representational painting, to strengthen and develop their own voice as a painter, and take some risks with their painting. We will experiment with color, proportion, shapes and texture. This course is also suitable for those who want to have more confidence in their own way of painting. No prior experience necessary, appropriate to beginners to advanced painters.

**\$485.00**



## Painting Solutions

Jill Nichols

Friday | 1:00 PM - 3:00 PM

5 Weeks: April 08 - May 06

Sometimes when we're working on a painting, we know that something is not quite right but we're not sure how to go about figuring out the best solutions and afraid that we may ruin the painting in the process. In this class Jill will assist students with their painting's issues by virtually demonstrating solutions, using Adobe Photoshop as a tool. Day 1: Students will see how to best solve their problem(s) in real-time while Jill 'paints' the solution(s) on an image of their painting in Adobe Photoshop. Utilizing a suite of tools we will examine the reference image and painting in regards to composition, value, color, placement, proportion, form and simplification. Students will then be able to resolve their painting with their new knowledge and a digital image reference. Day 2: Working from the digital image reference students will implement the solutions with Jill's guidance.

**\$175.00**

## Intermediate & Advanced Abstract Painting

Matthew Shelley

Friday | 1:00 PM - 4:00 PM

10 Weeks: April 08 - June 10

This class will focus on intermediate and advanced concepts in abstract painting. This class is ideal for students who have a foundation in abstract painting and are looking to further their skillset. Each week will include a specific project, and introduce new materials and techniques to expand the vocabulary of abstract painting.

**\$485.00**



## **Higher Education Portfolio Preparation**

Paola Page

**Friday | 6:00 PM - 7:30 PM**

**10 Weeks: April 08 - June 10**

Does your artwork indicate a competent level of skill, originality, commitment, creative potential? This class will provide a syllabus focused on portfolio building activities, including observational drawing and design concepts, in preparation for college level art. Carefully orchestrated flexible studio exercises will optimize, broaden and develop skills that can dramatically enhance the quality of visual work. Activities will be set within a comfortable range to accommodate most levels of experience, while building confidence. Students will be encouraged to bring in pre-existing artwork for initial assessment.

**\$275.00**

## **Drawing & Painting in Combination**

Alex McFarlane

**Saturday | 9:30 AM - 12:30 PM**

**10 Weeks: April 09 - June 11**

This course is designed to instruct students in the fundamentals of drawing, composition and the basic techniques of painting. Mixing and applying paint will be demonstrated. Subjects such as still life, figure and landscape will be covered. Those who wish to draw exclusively are guided from a beginning thumbnail to a finished presentation. Likewise, the painters will learn their craft step-by-step.

**\$485.00**

## **Painting with Encaustics**

Nash Hyon

**Wednesday | 1:00 PM - 4:00 PM**

**8 Weeks: April 20 - June 08**

Explore the medium that works with a mixture of beeswax and pigment, giving your paintings a beautiful surface and depth. Learn the techniques, methods and history of the medium. A demonstration will start each class, followed by time to experiment or create your own painting, with individual instruction. No painting experience necessary. The school will supply major equipment. Other supplies can be purchased locally or online. This is a small class that gives students individual attention.

**\$390.00**





## ***Getting a Hold on the Language of Drawing***

Josephine Robinson

**Thursday | 9:30 AM - 12:30 PM**

**7 Weeks: April 21 - June 02**

In this course, students will explore different approaches to drawing. Our subject matter will be the landscape, in the crisp, fresh atmosphere of the season of spring. Students will come to understand how different approaches, can be either more, or less appropriate, to a particular element of the landscape. Students will be guided to produce a more personal "language" defining the landscape with their preferred drawing methods. Sketches and larger drawings will be undertaken. Being aware of a language, and using it in an appropriate manner, will allow students to produce more fluid and confident drawings, both important factors, in producing a drawing people want to look at, and absorb! Subject matter becomes somewhat more secondary, as a personal language of drawing develops. Examples of beautifully fluid, and beautifully confident drawings, will be shown and discussed, using both old master drawings and contemporary artists's drawings. All levels are welcome.

**\$365.00**

## ***Pastel Figure Painting***

Nomi Silverman

**Thursday | 1:00 PM - 4:00 PM**

**6 Weeks: May 05 - June 09**

Explore the radiant colors of pastels while also exploring the world of the figure. We will look at color, value, composition and concept as well as different drawing finishes and materials. Working individually with the instructor, students will move beyond using drawing merely to render objects accurately and will come to view drawing as a challenging vehicle for expression of both form and narrative.

**\$295.00**



## **PRINTMAKING**

### ***Monotype Printmaking***

Natasha Karpinskaia

**Thursday | 9:30 AM - 12:30 PM**

**10 Weeks: April 07 - June 09**

**Thursday | 1:00 PM - 4:00 PM**

**10 Weeks: April 07 - June 09**

Participants will learn all the basic techniques for creating monotypes: multiple plates, chine colle', stencils and viscosity. It will focus on practicing, experimenting and letting the process lead you to new innovations. Discover endless possibilities as you print more. Emphasis is given to helping each student develop a personal knowledge of the process.

**\$505.00**

## Woodblock Printmaking

David Gesualdi

**Tuesday | 10:00 AM - 1:00 PM**

**5 Weeks: April 19 - May 17**

Students will be encouraged to experiment with the wide range of materials and tools that can be utilized to create wood block prints. Demonstrations will be given in carving the block using a wide variety of woods and MDF boards. Students will have the opportunity to experiment with a wide variety of tools used for carving and mark making. All aspects of printing will be used including printing in multiple colors. The blocks will be printed on press and a wide range of hand printing techniques will also be demonstrated.

**\$265.00**



## CERAMICS

### *On & Off the Potter's Wheel for All Levels*

Jon Puzzuoli

**Monday | 1:00 PM - 4:00 PM**

**8 Weeks: April 25 - June 20**

Whether you've never touched clay or have been at it for years, this class will accommodate your needs. The initial focus of the class will be on the potter's wheel and will then transition to exploration of handbuilding techniques, with an emphasis on slab work. Beginners will be taught foundational wheel skills, general pottery techniques and gain an understanding of the complete ceramic process. For those who have more experience, the class will focus on complex forms, various surface treatments and advanced glazing methods. Class demos as well as individual instruction will be provided.

**\$430.00**

### *Clay Your Way*

Clare Lewis

**Tuesday | 9:30 AM - 12:30 PM**

**8 Weeks: April 26 - June 14**

Whether new to clay, or experienced, your instructor will guide you through demonstrations and individual coaching. Throwing on the wheel and hand building will be offered. You can choose your own approach: functional or sculptural. The emphasis is on discovering your unique creativity while having fun and learning new techniques.

**\$430.00**

## Exploring Soda Firing

Jon Puzzuoli

**Tuesday | 3:45 PM - 6:45 PM**

**8 Weeks: April 26 - June 14**

Create work, glaze and fire your pottery in our newly built Soda Kiln and learn about this unique firing process from beginning to end. During the beginning of the semester we design work with this firing method in mind. Weekly demos will refine your skills and individual instruction. Mid semester, we will explore flashing slips and 7 new glazes, including new crystalline matte and ash glazes. As a class we will then prep for the firing and strategically load the kiln. At the end of the semester, we will fire the kiln collectively and participate in adding wood, baking soda and salt through the kilning. The class will also have access to the gas reduction kiln.

**\$510.00**



## Potter's Wheel for All Levels

Jon Puzzuoli

**Tuesday | 7:00 PM - 10:00 PM**

**8 Weeks: April 26 - June 14**

**Thursday | 7:00 PM - 10:00 PM**

**8 Weeks: April 28 - June 16**

Whether you are new to the potter's wheel or wish to build upon your existing skills, this class will fill your needs. Beginners will be taught the important skills needed to create a vessel on the wheel. For those who have more experience, the class will focus on more complex shapes, various surface textures and alternative glazing methods. Class demos as well as individual instruction will be provided.

**\$430.00**

## Intermediate & Advanced Ceramics

Heather Houston

**Wednesday | 10:00 AM - 1:00 PM**

**8 Weeks: April 27 - June 15**

Explore the process of intermediate to advanced throwing, hand building, construction and glazing techniques. Students will build on basic skills to learn how to make complex forms and interesting shapes using both hand building and wheel throwing techniques. Everyone will receive individual instruction in addition to class demos and will be encouraged to work independently on projects.

**\$430.00**



## ***Making Things: An Introduction to Working with Clay***

Don Reynolds

**Wednesday | 4:00 PM - 7:00 PM**

**8 Weeks: April 27 - June 15**

In this class, students will explore a variety of forming methods associated with making ceramic objects. We will start off building with coils, slabs, and the pinching method. Students will learn about the specific properties of clay, and how to properly join parts together for a successful, strong bond both before and after firing. The class will also cover the beginning steps of working on a potter's wheel to create basic cylinders that can be turned into mugs, vases, or planters. The possibilities are endless! We will explore techniques to activate the surfaces of our pots such as carving, water etching, and using commercial underglazes. Pieces made in class will be fired and glazed to make beautiful finished pieces. No, really!

Students are asked to come to class with an open mind, and a willingness to learn new tricks. This class is designed for the beginning student, but those with experience can also gain useful knowledge, and are encouraged to enroll.

**\$430.00**



## ***Pottery & Vessel Sculpture: Intermediate to Advanced***

Keiko Ashida

**Thursday | 10:00 AM - 1:00 PM**

**8 Weeks: April 28 - June 16**

**Saturday | 10:00 AM - 1:00 PM**

**8 Weeks: April 30 - June 18**

Intermediate and advanced students will explore alternative methods. A variety of wheel throwing, hand building, and surfacing, and glazing techniques will be covered. The emphasis is on using skills to build vessel sculptures on and off the wheel. Personal creativity will be encouraged.

**\$430.00**

## ***Beyond the Fundamentals of Pottery***

Clare Lewis

**Friday | 9:30 AM - 12:30 PM**

**8 Weeks: April 29 - June 17**

Have fun while refreshing your basic skills and learning more advanced throwing. Demonstrations and individual help are offered to bring out the best in your projects and ideas, whether functional or sculptural. A variety of decorating and forming techniques, as well as glazing, will be addressed. The focus is on discovering your personal style and moving up to the next level.

**\$430.00**







## MIXED MEDIA & COLLAGE

### *Mixed Media Journaling*

Lori Bloom

**Tuesday | 10:00 AM - 1:00 PM**

**5 Weeks: April 05 - May 03**

**Tuesday | 10:00 AM - 1:00 PM**

**5 Weeks: May 17 - June 14**

In this class, students will work independently on their own journal pages. Introductions to new materials and various methods that involve layers upon layers of paint, textures, words, drawings, stencils, images and more will be given in each class. Symbolism, synonyms, phrases, and free writing will help each artist create their own page. Materials such as stencils, lettering, stickers, markers, watercolors, acrylic paints, india ink, modeling paste, and much more will be available for use. Artists can bring their own photos, trinkets, papers or anything else they might want to include to use in their pages!

**\$265.00**



## WOODWORKING

### *Furniture Building & the Art of Carpentry*

Mark Andreas

**Monday | 9:30 AM - 12:30 PM**

**10 Weeks: April 04 - June 13**

Students with no experience working with wood will set an introduction to tools and equipment. There will be lectures and demonstrations throughout the course. Learn to create furniture out of wood using hand and power tools. Materials discussed at the first class.

**\$520.00**

## ***Introduction to Woodworking***

Mark Andreas

**Tuesday | 1:00 PM - 4:00 PM**

**10 Weeks: April 05 - June 07**

**Tuesday | 7:00 PM - 10:00 PM**

**10 Weeks: April 05 - June 07**

There are many mediums in sculpture but none so versatile as wood. Bent, carved, glued, or fastened, wood has been holding up the world we live in. This class is designed to engage the student in the many facets of this wonderful material including many of the tools and techniques used in working with it. All levels of experience are welcome.

**\$515.00**



## **SCULPTURE**

### ***The Art of Sculpture and Bronze Casting***

Justin Perlman

**Monday | 10:00 AM - 1:00 PM**

**8 Weeks: April 04 - June 06**

This course provides an exploration of the art, techniques and practices based on traditional methods of lost wax bronze casting. Students will prepare a wax object, create the mold, and cast sculptural pieces in bronze. After the pour, students will have the opportunity to finish their bronze sculpture. Students will leave with one small bronze sculpture. There is an additional fee for all bronze including gating once your artwork is poured. Fee depends on weight and market value of the bronze. Additional fee must be paid at the end of the semester.

**\$705.00**

### ***Introduction to Figure Sculpture and Casting***

Mark Andreas

**Monday | 1:00 PM - 4:00 PM**

**10 Weeks: April 04 - June 13**

This course will introduce students to the traditional techniques of figure sculpture. Students will create a figure sculpture in clay with the inspiration of a live model. After students complete their clay model, they will learn the process of casting their clay sculpture in plaster and then producing duplicates, such as a wax for bronze casting or a traditional waste mold. There will be an additional fee for firing pieces.

**\$595.00**

## Methods and Materials in Sculpture


Justin Perlman

**Monday | 1:30 PM - 4:30 PM**

**8 Weeks: April 04 - June 06**

This class is an opportunity for novice and advanced student alike to explore new tools and materials in the world of three-dimensional art. Whether you are interested in classical art or modernist work, this class will help you develop a work of sculpture in whatever material you choose. Emphasis will be on the techniques and the usage of tools for the given medium. From stone carving to welded steel, from two-inch model to large-scale work, this class offers a wide range for the student's interests.

**\$455.00**



## Metal Sculpture All Levels

Mark Andreas

**Monday | 6:30 PM - 10:00 PM**

**10 Weeks: April 04 - June 13**

**Tuesday | 9:00 AM - 1:00 PM**

**10 Weeks: April 05 - June 07**

Learn the methods and techniques to create traditional, contemporary and functional three-dimensional pieces of art. There will be demonstrations of various pieces of equipment, including oxy-acetylene and electric arc welding. Students should wear cotton clothing with long-sleeves and long pants, work boots and no open toed shoes. Long hair must be tied back. Bring work gloves. Materials discussed at the first class.

**\$535.00**

## Sculpture Reviewed

Janice Mauro

**Tuesday | 9:30 AM - 12:30 PM**

**10 Weeks: April 05 - June 07**

This course is designed to encourage students to create their own reality of the live model. Taught and guided by solid knowledge of the human figure, concerning anatomy, proportion and design, students may choose several options. These include bas-relief or 3-dimensional images of the full figure, head or fragment. The sculpture will be modeled in terra cotta clay, hollowed, air dried and fired. There will be an additional fee for firing pieces.

**\$595.00**



## **All Levels: Metal Sculpture**

Justin Perlman

**Tuesday | 6:30 PM - 10:00 PM**

**5 Weeks: April 05 - May 03**

**Tuesday | 6:30 PM - 10:00 PM**

**5 Weeks: May 17 - June 14**

All levels will learn the methods and techniques to create traditional, contemporary and functional three-dimensional pieces of art. There will be demonstrations of various pieces of equipment, including oxy-acetylene and electric arc welding. Among many other lessons, forging, will introduce students to the concept of annealing and hardening of metal. Students should wear work boots, long sleeved cotton clothing, and bring work gloves. Long hair must be tied back. Materials will be discussed at the first class.

**\$295.00**

## **The Art of Stone Sculpture**

Andrew Davis

**Thursday | 10:00 AM - 2:00 PM**

**10 Weeks: April 07 - June 09**

Students will learn, through hands-on experience and demonstrations, this timeless art of sculpting stone and working with various types of stone. Experience hand and power tools while executing a stone piece. You will be taken through the entire process from stone selection to carving and polishing.

**\$625.00**



## **The Art of Stone Sculpture**

Andrew Davis

**Thursday | 7:00 PM - 10:00 PM**

**10 Weeks: April 07 - June 09**

Students will learn, through hands-on experience and demonstrations, this timeless art of sculpting stone and working with various types of stone. Experience hand and power tools while executing a stone piece. You will be taken through the entire process from stone selection to carving and polishing.

**\$495.00**

## **All Levels: Metal Sculpture**

Justin Perlman


**Saturday | 9:00 AM - 1:00 PM**

**10 Weeks: April 09 - June 11**

All levels will learn the methods and techniques to create traditional, contemporary and functional three-dimensional pieces of art. There will be demonstrations of various pieces of equipment, including oxy-acetylene and electric arc welding.

Among many other lessons, forging, will introduce students to the concept of annealing and hardening of metal. Students should wear work boots, long sleeved cotton clothing, and bring work gloves. Long hair must be tied back. Materials will be discussed at the first class.

**\$535.00**







## **SPECIAL STUDIES**

### ***Lampwork Beads: All About Stringer***

Maureen Henriques

**Monday | 9:00 AM - 12:00 PM**

**5 Weeks: April 04 - May 02**

**Monday | 9:00 AM - 12:00 PM**

**5 Weeks: May 16 - June 20**

In this class, students will learn to take their stringer control to new levels. Placement, heat control, consistency, encasement, scroll and line work, and finding the "sweet spot" in the flame are just some of the topics that will be covered! Lampwork experience is necessary. The instructor will provide materials and supplies.

**\$335.00**

### ***Yoga for the Artist***

Elysa Demartini

**Monday | 11:00 AM - 12:00 PM**

**8 Weeks: April 04 - May 23**

**Monday | 12:30 PM - 1:30 PM**

**8 Weeks: April 04 - May 23**

Gentle Flow Yoga is geared specifically for those new to yoga, those who are interested in a gentler practice and the opportunity to honor individuals' energetic levels earlier in the morning. This workshop allows you to arrive and enjoy quiet stillness, warm up and energize the body, and leave ready to enter the rest of your day with vitality and equanimity. This workshop incorporates simple flowing sequences to warm up the body, as well as slower paced movements focusing on alignment, strength, balance, and flexibility. Each class will end with an extended period of relaxation. This class is appropriate for anyone of any age, shape or size. No experience or flexibility required.

**\$160.00**

### ***Sogetsu Ikebana: The Japanese Art of Flower Arrangement***

Shizue Pleasanton

**Wednesday | 10:00 AM - 12:00 PM**

**10 Weeks: April 06 - June 08**

Sogetsu Ikebana is much more than "Japanese flower arranging," it is a modern form of an ancient art of sculpture with living materials. Students will learn the traditional principles and aesthetic disciplines, combined with creative energies to capture, express and enhance natural beauty. Students should bring vessels, shears, pin-holders and plant materials or you can purchase some plant materials from the instructor for a nominal cost.

**\$385.00**

## ***Introduction to Sogetsu Ikebana: The Japanese Art of Flower Arrangement***

Shizue Pleasanton

**Saturday | 10:00 AM - 12:00 PM**

**5 Weeks: April 09 - May 07**

Sogetsu Ikebana is much more than "Japanese flower arranging," it is a modern form of an ancient art of sculpture with living materials. Beginner students will be introduced to the traditional principles and aesthetic disciplines, combined with creative energies to capture, express and enhance natural beauty. Students should bring vessels, shears, pin-holders and plant materials or you can purchase some plant materials from the instructor for a nominal cost.  
**\$215.00**



## **PHOTOGRAPHY & DIGITAL ARTS**

### ***Introduction to Digital Photography***

Bruce Dunbar

**Monday | 1:00 PM - 3:00 PM**

**6 Weeks: April 04 - May 16**

Students will learn the basics of the digital camera. Photographic principles such as aperture, shutter speed, and film speed will be discussed, as well as creativity and composition needed to make digital images. Some in-class shooting will be done. Some assignments will be given. Students should bring their digital camera, manual, and flash drive to class.  
**\$240.00**

### ***The Fine Art of Black & White Photography and Darkroom***

Bruce Dunbar

**Wednesday | 9:30 AM - 12:30 PM**

**10 Weeks: April 06 - June 08**

This is an all-level course for those wishing to learn or refine their techniques and ideas. Emphasis is placed on the printing process and presentation of images. Demonstrations, critiques, and slide lecture presentations will be given as a means to investigate creativity, as well as to gain insight into creating ideas and understanding concepts of black and white photographs.

**\$535.00**





## **JEWELRY & METAL ARTS**

### ***Enameling on the Edge: Intermediate Level***

Gail Bradshaw

**Friday | 10:00 AM - 3:00 PM**

**6 Weeks: April 08 - June 17**

This intermediate technique-based course will continue the exploration of traditional enamel skills, such as cloisonné and champlevé. In addition, newer enameling procedures will be introduced. Classes are small so register early. Open to only experienced enamelists.

**\$495.00**

### ***Basic Jewelry & Silversmithing***

Gail Bradshaw

**Monday | 10:00 AM - 1:00 PM**

**9 Weeks: April 11 - June 13**

This introductory class is perfect for anyone who wishes to explore the art of jewelry fabrication. Through demonstrations and hands-on experience, students will be taught basic metalsmithing and jewelry skills. The focus will be on learning these fundamentals – sawing, drilling, filing, riveting, soldering, basic bezel construction, and finishing. Sawing, one of the first tasks can be initially challenging - however, it is a critical element of metal fabrication. Projects are tailored to build proficiency with techniques and tools. The first is a cold connection, riveted design for acquiring basic competence with tools and processes, followed by bezel fabrication for a cabochon. No experience necessary. Students who already have some skills will be able to expand their craft with new and different projects.

**\$435.00**

### ***Intermediate Jewelry & Silversmithing***

Gail Bradshaw

**Monday | 6:30 PM - 9:30 PM**

**9 Weeks: April 11 - June 13**

**Wednesday | 10:00 AM - 1:00 PM**

**9 Weeks: April 13 - June 08**

**Wednesday | 1:30 PM - 4:30 PM**

**9 Weeks: April 13 - June 08**

This intermediate jewelry class is designed to build on metalworking skills learned in the Basic Jewelry course, with the goal of refining proficiency and adding more advanced jewelry techniques and design abilities. Project choices are flexible focusing on student needs and enhancing the student's skill set. Requirements: Basic Jewelry Silversmithing or equivalent and/or approval from the instructor.

**\$435.00**

# ADULT WORKSHOPS



## PAINTING & DRAWING

### **Abstract Flowers**

Lenny Moskowitz

Sa, Su | 10:30 AM - 3:00 PM

2 Days: April 09 - April 10

This workshop is about exploring drawing, painting, and collaging through floral imagery. Previous art experience is not necessary but coming to the workshop with an open and playful mindset is. We will be dealing with some of the basics of value, color, and composition through images of abstract flowers. Some of the techniques we will be using will be drawing, collaging, and painting – a real mixed-media approach. This class is suited for someone who is looking to loosen up and add to their repertoire of techniques. It is also suited for those beginning to explore the visual arts. My approach is very playful yet structured.

**\$250.00**

### **Color Quest**

Jill Nichols

Tu, We, Th | 10:30 AM - 1:00 PM

3 Days: April 12 - April 14

Color is the most complicated and elusive element in painting and design. In this engaging and fun lecture and hands-on workshop students will gain a better understanding of creating with color. Encouraged for anyone engaged in the use of color and essential for any beginner painter. Day 1: Color Lecture Experiments. Unlock the mysteries of how we see color, the meaning of color, and color alchemy. Investigate ways of painting dynamic color interactions and create color references. Day 2: Create a Painting with Complementary Colors. Experiment with value, contrast, temperature, and the nuances of color mixing in complementary sets while creating a painting from a grayscale reference photo. Day 3: Painting with the Full Palette of Color. Expand the color palette focused on color mixing, interaction, and the effects that form and quality of light have on color while creating a painting from a full color reference photo.

**\$220.00**





## **Introduction to Encaustic Painting (Hot Wax)**

Nash Hyon

**Saturday | 10:00 AM - 3:00 PM**

**1 Day: April 16**

Love how encaustic paintings look? Want to know more about it and try it out without a large investment of time or materials? In this workshop you will learn all the basics including, tools, techniques, and safety. After demonstrations, you will have time to work hands-on with this unique and historic medium that is gaining popularity among all types of artists. The school will supply all of the equipment. Please see our website for additional materials you should bring.

**\$160.00**

## **Beginner Watercolor Workshop**

Wendy MacCordy

**Sa, Su | 10:00 AM - 1:00 PM**

**2 Days: April 23 - April 24**

Experience the fun of watercolor painting. This workshop is designed for students who are beginners in watercolors and would like to learn the fundamentals of the medium. We will explore watercolor materials, techniques, and color mixing in a relaxed atmosphere. There will be demonstrations every day and lots of individual attention. Bring your own photographs for painting inspiration.

**\$175.00**



## **Classical Still Life**

Justin Wiest

**Sa, Su | 10:00 AM - 2:00 PM**

**2 Days: April 23 - April 24**

This demonstration will deal with making a painting front start to finish. How to conceive and record initial ideas while editing the composition. Lighting and atmosphere are very important elements that often are ignored. Tips will be given on how to make your personal space or studio optimal for still life painting. Students are encouraged to paint along with the instructor and to ask any questions. Materials can be any medium you are comfortable working with in painting or drawing. Day 1: The Composition and Block-In Day 2: Resolution, Edges, and Glazes

**\$230.00**

## **One Night Stand: Fluid Acrylic Pours**

Nash Hyon

**Friday | 7:00 PM - 9:00 PM**

**1 Day: May 06**

Come learn the techniques, tips and tricks of acrylic pours in this fun, interactive workshop. Learn various techniques to create abstract paintings without any painting experience. Each person will do two different pours on canvas that create multi-colored abstract designs. Please come dressed for mess. Bring two pizza boxes that fits two 12 x 12 canvases to take home wet artwork.

**\$60.00**



## **Introduction to Japanese Brush Painting Sumi-e**

Maj Kalfus

**Saturday | 10:00 AM - 1:00 PM**

**1 Day: May 07**

Through the simplicity of minimalist brush strokes, learn the techniques used in the ancient art of brush painting known as Sumi-e . The art of brush painting aims at depicting the spirit of a subject through balance, rhythm and harmony. The techniques will be demonstrated in five consecutive classes exploring the use of brush, ink and rice paper. Students will learn to depict traditional images from nature such as orchids, bamboo, chrysanthemums and plum trees...mastering the unique brush strokes to execute each. Students will learn to use the distinctive Sumi-e materials: learn to make ink with ink sticks, learn about the different brush styles and how to hold them and how to utilize rice paper.

**\$95.00**



## **Loosen Up!**

Souby Boski

**Saturday | 11:00 AM - 4:00 PM**

**1 Day: May 07**

Students will learn how to loosen up and apply their paint in a more gestural, painterly manner. Techniques and observations on what it will take to "loosen-up" your paintings. Nearly all of these tips have a common denominator - simplification. The more you simplify what you do, the more it frees your mind to concentrate on staying loose. Students will practice using bigger brushes, more paint and working faster. We will take color to new unexpected places, departing from realism.

**\$140.00**



## **Silvermine Saturday: Fluid Acrylic Pours**

Nash Hyon

**Saturday | 2:00 PM - 4:00 PM**

**1 Day: May 07**

Come learn the techniques, tips and tricks of acrylic pours in this fun, interactive workshop. Learn various techniques to create abstract paintings without any painting experience. Each person will do two different pours on canvas that create multi-colored abstract designs. Please come dressed for mess. Bring two pizza boxes that fits two 12 x 12 canvases to take home wet artwork.

**\$60.00**

## Pastel Flowers

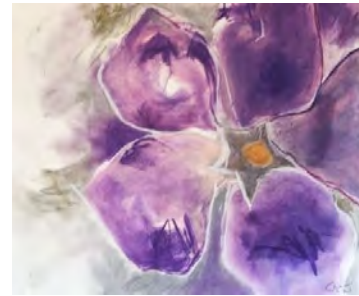
Lisa Arnold

**Saturday | 10:00 AM - 1:00 PM**

**1 Day: May 14**

What better way to explore the properties of pastels when you blend, color hard or soft to create flowers. It's all about color and mood when you put your pastels to paper. Learn about blending, texture, and light when you relax and enjoy the beauty of pastels. Go bold, or go soft - it's up to you as an artist. Demos will be given by the instructor to explore color possibilities as well as pastel drawing.

**\$95.00**



## Problem Solving in Painting Workshop

Jill Nichols

**Sa, Su | 10:30 AM - 1:00 PM**

**2 Days: May 14 - May 15**

Sometimes when we are working on a painting, we know that something is not quite right but we're not sure how to go about figuring out the best solutions and afraid that we may ruin the painting in the process. In this workshop Jill will assist students with their painting's issues by virtually demonstrating solutions, using Adobe Photoshop as a tool. Day 1: Students will see how to best solve their problem(s) in real-time while Jill 'paints' the solution(s) on an image of their painting in Adobe Photoshop. Utilizing a suite of tools, we will examine the reference image and painting in regards to composition, value, color, placement, proportion, form and simplification. Students will then be able to resolve their painting with their new knowledge and a digital image reference. Day 2: Working from the digital image reference students will implement the solutions with Jill's guidance and if necessary, have another session in Photoshop to solve any new or lingering issues.

**\$170.00**



## Working in Watercolor Pencils

Lisa Arnold

**Saturday | 10:00 AM - 1:00 PM**

**1 Day: May 21**

Watercolor pencils help you to explore other techniques with the same medium. There are so many things to enjoy and learn about when you mix your watercolor pencil (with water), to create washes, blends, scratchy lines and more. Demos will be given by the instructor to work in soft styles or for a defined more polished feeling. We will also create color palettes to aid you with color exploration.

**\$95.00**

## ***A Playful Introduction to Making Art***

Lenny Moskowitz

**Sunday | 10:00 AM - 3:00 PM**

**1 Day: May 22**

This workshop is about exploring drawing, painting, and collaging. Previous art experience is not necessary but coming to the workshop with an open and playful mindset is. We will be covering the basics of drawing, values, color, and composition. We will be working from some landscape imagery as well as abstracts. This class is for those who are beginning to explore the visual arts and also suited for someone who is looking to loosen up.

**\$140.00**



## ***Introduction to Expressive Abstract Painting Workshop***

Heather Neilson

**Sunday | 10:00 AM - 3:00 PM**

**1 Day: May 22**

**Sunday | 10:00 AM - 3:00 PM**

**1 Day: June 05**

In this painting workshop, you will learn approaches for creating expressive abstract paintings using acrylic paint. Through exercises on high quality mixed media paper, you will learn principles of composition, color, value and line. We will use a variety of tools to build dynamic and unique paintings. Mostly, you will learn how to loosen up and enjoy painting from a place of intuition and expression! If you are interested in the longer course, this will give you the perfect chance to meet the instructor and know if the class is right for you.

**\$140.00**

## ***One Night Stand: Fluid Acrylic Pours II***

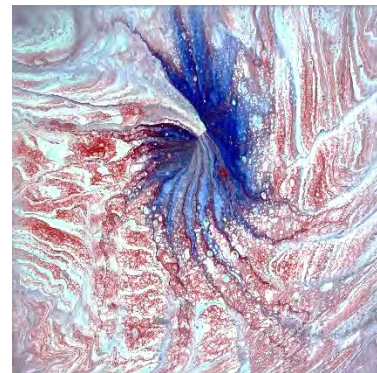
Nash Hyon

**Friday | 7:00 PM - 9:00 PM**

**1 Day: May 27**

Loved doing fluid acrylic pours? Acrylic Pours II will go beyond the "dirty" pour technique to two new ways to create unique, multi-colored abstract designs on canvas. The school supplies all materials but please bring boxes (pizza ones work best) or metal roasting pan that fits two 12 x 12 canvases to bring your WET canvases home while keeping them flat. Dress for a mess! Participant should have attended Acrylic Pour I.

**\$60.00**





## ***FAST & LOOSE: Plein Air Painting***

Souby Boski

**Saturday | 11:00 AM - 4:00 PM**

**1 Day: June 04**

This workshop is for students who want to loosen up and work with less restraint. Working from nature, students will stretch their imagination while strengthening skills in order to paint the landscape. This workshop will deal with painting the landscape as a means of expression. Students will be challenged to see and interpret the landscape in new ways. Guided towards discovering and trusting their own mark making statement and developing a critical eye. This is not a "how-to" class. You will be encouraged to experiment and embrace spontaneity. By combining fast, bold, loose strokes, students will engage in the "process" of the painting in the "present" rather than concentrating on the end result. Fast paintings will be analyzed for their unique painterly style in order transfer the best qualities to larger canvases (24x24 or larger).



**\$140.00**

## ***Silvermine Saturday: Flowers & Butterflies Fluid Acrylic Pours***

Nash Hyon

**Saturday | 2:00 PM - 4:00 PM**

**1 Day: June 04**

Acrylic pours are great for abstract work but you can also create images. in this 2 hour workshop each student will use new pour techniques to create a flower design and a butterfly. no painting or drawing experience needed. please bring 2 boxes that fit a 12 x 12 inch canvas as your paintings will still be wet at the end of the workshop.

**\$60.00**

## ***One Night Stand: Acrylic Painting the Masters***

Nash Hyon


**Friday | 7:00 PM - 9:00 PM**

**1 Day: June 10**

Learn to work with acrylic paints by painting your own version of a famous artist's painting. Art students have been doing this for generations and we will show you how to transfer the image along with basic acrylic painting techniques. You don't need to know how to draw! In the past we have done paintings by Van Gogh and Cezanne and Georgia O'Keefe. Have fun and create your own masterpiece! Materials are included.

**\$60.00**





## **PRINTMAKING**

### ***One Night Stand: Gel Plate Printing***

Nash Hyon

**Friday | 7:00 PM - 9:00 PM**

**1 Day: April 22**

No experience needed! In this new, fun two hour workshop we will experience the magic of printing in multiple colors, design, textures and transfers using the gel plate. With water based paints multiple layers will be created by printing the same paper over and over. When these dry, the prints may be used for collage, cards, gift wrap or framed as finished artwork. You will be amazed at what you can make during the two hours of this workshop.

**\$60.00**

### ***Silvermine Saturday: Gel Plate Printing***

Nash Hyon

**Saturday | 2:00 PM - 4:00 PM**

**1 Day: April 30**

No experience needed! In this new, fun two hour workshop we will experience the magic of printing in multiple colors, design, textures and transfers using the gel plate. With water based paints multiple layers will be created by printing the same paper over and over. When these dry, the prints may be used for collage, cards, gift wrap or framed as finished artwork. You will be amazed at what you can make during the two hours of this workshop.

**\$60.00**



### ***Silvermine Saturday: Gel Plate Printing II***

Nash Hyon

**Saturday | 7:00 PM - 9:00 PM**

**1 Day: May 14**

In this new 2 hour Friday night class we will take all those wonderful gel plate prints that you made and create a collage "painting" on artists panel. We will use acrylic medium and a limited selection of colors for over painting and/or to use with stencils. Have fun and create a finished piece suitable for framing. Must have taken Gel Plate I to sign up.

**\$60.00**



## **CERAMICS**

### ***One Night Stand: On the Potter's Wheel***

Jon Puzzuoli

**Friday | 7:00 PM - 9:00 PM**

**1 Day: April 08**

---

**Friday | 7:00 PM - 9:00 PM**

**1 Day: April 22**

---

**Friday | 7:00 PM - 9:00 PM**

**1 Day: May 06**

**Friday | 7:00 PM - 9:00 PM**

**1 Day: May 20**

---

**Friday | 7:00 PM - 9:00 PM**

**1 Day: June 03**

---

**Friday | 7:00 PM - 9:00 PM**

**1 Day: June 17**

Join us for a fun evening out with friends or family! The evening will start with a wheel throwing demonstration followed by an opportunity for you to learn how to throw on the potter's wheel. You'll create your very own bowl(s) which we will glaze and fire for you to pick up at a later date. We promise you'll have a blast and it will be a different experience for you. Bring a friend, family member or a date, and enjoy the evening. The pieces will take four to six weeks to fire, and the school office will notify you when pieces are ready to be picked up.

**\$60.00**

### ***Throwing Taller***

Jon Puzzuoli

**Sunday | 10:00 AM - 3:00 PM**

**1 Day: May 15**

In this workshop we will build on your foundational wheel skills and get you comfortable using more clay more efficiently. We will go over several different techniques to double the amount of clay you're used to using. Different centering techniques and using a blow torch will also be covered.

**\$150.00**



## Raku Workshop

Jon Puzzuoli

**Sunday | 10:00 AM - 4:00 PM**

**1 Day: May 22**

**Sunday | 10:00 AM - 4:00 PM**

**1 Day: June 05**

Students bring their bisque pieces and spend the day glazing and firing in the raku kiln. We will do a combination of firings: traditional raku, and fuming techniques using horsehair and feathers. Students should use white stoneware clay, which may be purchased in advance. Pieces can be bisque fired in Silvermine's kiln two weeks prior to the date of the workshop. We will accommodate as many firings as the day allows. Expect to get at least 5 medium size (approximately 8 x 8 x 8 inches would be considered medium size) pieces fired. Pieces should be based on cylindrical forms, not flat, or over 10 lbs. Students must wear cotton clothing that covers arms and legs, sturdy shoes, and hair must be tied back. To withdraw, students must notify the school office two weeks prior to the workshop date to receive a refund or credit. Rain date will be decided at a later date.

**\$180.00**



## Luxurious Luster

Jess Palmer

**Sunday | 10:00 AM - 1:00 PM**

**1 Day: May 29**

In this 3 hour luster workshop students will learn the basics of applying Gold, Silver, and Mother-of-Pearl lusters to bring a magical sparkle and luscious shine to their finished pieces. I will focus on application techniques, design considerations, and placement options based on form and decoration. Discussions will include, safety, surface finishes, application, brushes and cleaning methods, as well as a brief discussion of firing process. Each student should bring 3 glazed finished works (Cone 6-10) (i.e. no larger than 7" in any direction?) to test application techniques and placement on. Glossy surfaces will yield shiny results, while matte or raw clay surfaces will yield a more subtle matte finish. Mother-of-pearl is best applied over glossy glaze surfaces. Students will need a respirator and vapor cartridges to participate in this workshop.

**\$140.00**







## **MIXED MEDIA & COLLAGE**

### ***Intuitive Printing & Collage***

Judith Weber

**Friday | 1:00:00 PM - 3:30:00 PM**

**3 Days: April 29 - May 13**

Approaching printmaking and collage as a process through which marks, images or impressions are transferred from one surface to another, this workshop will focus on exploring a variety of techniques while allowing for intuition and playfulness to direct the work. While exploring gelli-printing, mono-printing, mark making, layering and collage, we will discover how chance and spontaneity support the development of your own distinctive work. Unleash your inner artist and nurture your artist's soul, experience creative freedom, experiment with varied materials and most importantly, have fun! Individual guidance will be on-going and all levels are welcome to join! Please bring any supplies from home such as magazines, post cards, and anything else interesting to incorporate in a unique composition.

**\$165.00**



## **WOODWORKING**

### ***Creating Hollow Forms at the Lathe***

David Heim

**Friday | 11:00 AM - 4:00 PM**

**1 Day: April 22**

**Friday | 11:00 AM - 4:00 PM**

**1 Day: May 20**

**Friday | 11:00 AM - 4:00 PM**

**1 Day: June 03**

Hollow forms—turned vessels with a relatively small opening—present artisans with a wide range of design options as well as some practical challenges. In this two-day workshop, students will design and create at least one hollow form. They will learn how to mount work securely on the lathe, various techniques for hollowing the wood, and finishing options.

**\$170.00**



## **SCULPTURE**

### ***A Day to Weld!***

Justin Perlman

**Sunday | 10:00 AM - 4:00 PM**

**1 Day: April 03**

**Sunday | 10:00 AM - 4:00 PM**

**1 Day: June 05**

This workshop is for beginning students. If you have ever wondered what it would be like to weld or create something out of metal, this is the workshop for you. This is a hands-on workshop. Through demonstrations of equipment and safety rules you will create a piece of art. Students should wear cotton clothing with long-sleeves and long pants, work boots and no open toed shoes. Long hair must be tied back. Bring work gloves. All materials are provided.

**\$210.00**

### ***Carving the Human Head & Figure in Stone***

David Gesualdi

**Sa, Su | 10:00 AM - 3:30 PM**

**2 Days: June 25 - June 26**

Using their choice of marble, limestone, or alabaster, students will be introduced to a wide range of stone carving techniques geared to the carving of the human head and figure in stone. Hand tools, as well as pneumatic air hammers, will be used and demonstrated throughout the entire process. Students will be guided from the roughing out of the general planes of the head and figure through to the carving of the individual features and details. A wide variety of traditional stone carving and finishing techniques will be demonstrated. For students who do not already have a stone for use in the workshop. 30 to 40 lb. blocks of Vermont marble or Indiana limestone will be available for purchase. For students who do not have their own tools. A wide variety of tools will be available for students to use during the workshop.

**\$280.00**





## SPECIAL STUDIES

### *Introduction to Lampwork: Glass Beads*

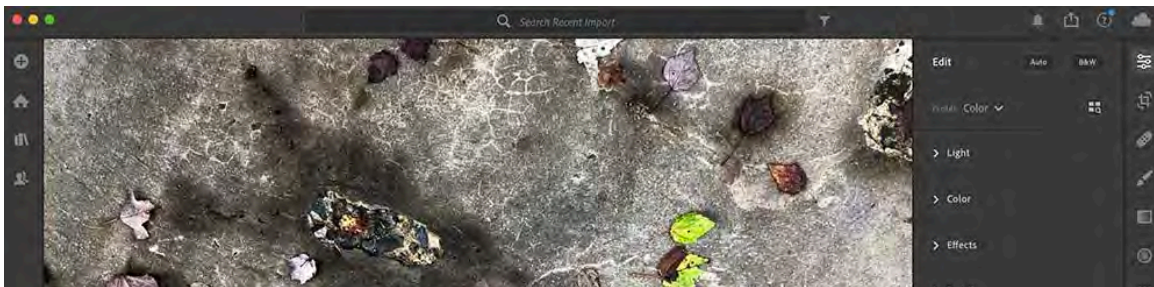
Stephanie Maddalena

**Saturday | 10:00 AM - 4:00:00 PM**

**1 Day: May 07**

In this workshop students will learn the basics of glass bead making, using a propane torch and glass rods to make a variety of beads. The school will provide the supplies and materials.

**\$210.00**



## PHOTOGRAPHY & DIGITAL ARTS

### *iPhone Photography: Shooting and Editing with Lightroom Mobile*


Bruce Dunbar

**Saturday | 10:00 AM - 2:00 PM**

**1 Day: April 09**

Learn about the potential of the Lightroom mobile camera then learn to use Lightroom Mobile to edit your photos in a creative style. Class time will be split between lecture/demonstrations, shooting photos on Silvermine's campus and hands on editing. Basic camera tips and editing tips to enhance your images will be discussed. Students must have the Lightroom mobile app installed before class. If you have an iPad or laptop you can install the app there too, sync the photos for easier editing and bring along to the workshop. Open to all levels.

**\$120.00**





## **Introduction to SketchUp**

David Heim

**Friday | 10:00 AM - 4:00 PM**

**1 Day: May 06**

SketchUp is a 3D design and modeling program that can prove useful for ceramists, woodworkers, woodturners—even jewelry makers and blacksmiths. SketchUp is quite versatile and intuitive, but there are a few basic good practices beginners need to learn and follow in order to use the program to full advantage. This one-day course will focus on those good practices and give students plenty of hands-on experience.

**\$150.00**

## **Basics of Digital Photography**

Bruce Dunbar

**Saturday | 10:00 AM - 2:00 PM**

**1 Day: May 14**

In this 4 hour session learn to use your camera controls creatively. Topics will include how to use shutter speed, aperture and ISO to create the effect you want in your images. Basic principles of composition and design will be covered. Students will have time to practice techniques in class.

**\$120.00**



## **JEWELRY & METAL ARTS**

### **Sterling Silver Water Casting Pendant**

Maureen Henriques

**Saturday | 10:00 AM - 4:00 PM**

**1 Day: May 07**

Wonderfully organic shapes result when molten metal is dropped into water. This unique and fun casting technique creates beautiful abstract forms that range from button and pearl like shapes, to cups, twigs, and dynamic splashes of silver. Students will cast silver in water two different ways, and then assemble and solder and patina their castings into a unique pendant. Experience is encouraged, but not necessary. The instructor will supply all materials.

**\$215.00**



### ***Sterling Silver Bangle Bracelets***

Maureen Henriques

**Saturday | 10:00 AM - 4:00 PM**

**1 Day: May 14**

Whether one or a whole armful, sterling silver bangles are a must on your wrist classic! They look great in different widths, with different textures, decorated or plain. In this class students will learn how to measure and calculate their bangle size, the use of mandrels, dies, sizers, miter jig, and the basics of a jeweler's saw, sanding, filing, soldering, and embellishments. We will make 5 bangles from a variety of plain and patterned wire. The instructor will supply all materials.

**\$215.00**



### ***Sterling Silver Tube Set Earrings***

Maureen Henriques

**Sunday | 10:00 AM - 4:00 PM**

**1 Day: May 22**

Simple and Stylish. Tube setting is a sleek way to set round gemstones, and it's a great first step toward learning more complex settings. Students will create settings for faceted CZs using heavy wall sterling silver tubing, solder them to personalized sterling silver blanks, add ear wires, patina, polish and for the final step, set the stones. Stone colors will vary depending on availability. Experience is encouraged but not necessary. The instructor will supply all materials.

**\$195.00**



### ***Fused Fine Silver Bracelet***

Maureen Henriques

**Saturday | 10:00 AM - 4:00 PM**

**1 Day: June 04**

Students will learn the simple technique of fusing fine silver, which does not require solder, flux or pickling! We will coil, cut and saw our own rings, fuse them with an ordinary table top torch, texture and join the rings to create a linked bracelet...ready to wear! Techniques for forming a simple hand made clasp and earring wires will be discussed as well.

**\$220.00**



# ADULT ONLINE

## COURSES & WORKSHOPS

### ***Still Life Interiors & What is at Hand***

Christy Gallagher

**Thursday | 10:00 AM - 2:00 PM**

**5 Weeks: April 07 - May 05**

This class is for students who wish to understand how artists of the past can teach and guide us in creating our own world with the familiar things in and around our environment. Some of the artists we will study are; Matisse, Munch, Porter, Bonnard, Blaine, Dodd and others. We will be creating paintings by sharpening our observations, learn from them and enjoy a sense of surprise in discovery in our own work. Technical questions will be addressed as they arise. The day will end with sharing our paintings, discussion and critique.

**\$290.00**



### ***Animation Basics***


R.Lee

**Sunday | 3:00 PM - 5:30 PM**

**5 Weeks: May 22 - June 19**

In this beginner-level course students will learn the software and principles to make animation. No computer literacy being necessary. Students will animate the classic ball bounce, elements effects, character walk cycles and more! No prior animation experience is necessary, though students must have access to the program Adobe Animate. Drawing tablets are not required but strongly recommended.

**\$240.00**



# YOUTH COURSES



## PAINTING & DRAWING

### *Exploring Drawing, Painting and More! (Ages: 7-9)*

Karen Siegel

**Tuesday | 4:30 PM - 6:30 PM**

**10 Weeks: April 05 - June 07**

**Wednesday | 4:30 PM - 6:30 PM**

**10 Weeks: April 06 - June 08**

In this course students will explore the elements of art (color, form, line, shape, space, texture, and value) through various artistic media. Subject matter will include still-life, landscape, abstraction and more. A different art technique will be introduced each week giving the young artist a chance to have fun exploring a variety of materials.

**\$435.00**

### *Youth Art Studio: Sketching and Painting (Ages: 9-13)*

Wendy MacCordy

**Tuesday | 4:30 PM - 6:30 PM**

**10 Weeks: April 05 - June 07**

Students of all levels of experience who want to explore the magic of drawing and painting are invited to join this fun class. Through group and one-on-one instruction, students will be introduced to the fundamentals of color, line, and texture and shape techniques while exploring different styles of modern artists. Projects include drawing and painting from still life, landscape, portraiture and students' own creations.

**\$435.00**

### *Youth Oil Painting (Ages: 13-17)*

C.J. Guerin

**Thursday | 4:30 PM - 6:30 PM**

**10 Weeks: April 07 - June 09**

Students will learn about the beautiful and unique qualities of painting in oil. We will learn about setting up a palette, color mixing, mediums and glazing, layering and care of materials. Working both in the studio and plein air to create a still-life and landscape, the areas of sighting, linear and aerial perspective will be covered, allowing students to accurately paint what they see. The school will provide all materials.

**\$435.00**



### **Portfolio Preparation (Ages: 14-17)**

Paola Page

**Wednesday | 3:00 PM - 4:30 PM**

**5 Weeks: April 20 - May 18**

Determining whether a portfolio is ready for submission to an art college requires careful consideration. Does your artwork indicate a competent level of skill, originality, commitment, creative potential? This class will provide a syllabus focused on portfolio building activities, including observational drawing and design concepts, in preparation for college level art. Carefully orchestrated flexible studio exercises will optimize, broaden and develop skills that can dramatically enhance the quality of visual work. Activities will be set within a comfortable range to accommodate most levels of experience, while building confidence. Students will be encouraged to bring in pre-existing artwork for initial assessment.

**\$195.00**

### **Youth Portrait Painting in Oil (Ages: 14–17)**

Justin Wiest

**Sunday | 10:00 AM - 1:00 PM**

**6 Weeks: May 01 - June 05**

The goal of the course is to have a solid likeness of the model in a fully realized oil painting. Each week a different aspect of the oil painting process will be covered. Oil paint can help to student reach their full artistic expression although application and theory can be intense at times. The instructor will give demonstrations and personal attention to students as they develop their work. Students will share their experiences with their classmates during critiques.

**\$380.00**



### **Mixed Media Drawing (Ages: 14-17)**

Nomi Silverman

**Saturday | 9:30 AM - 12:30 PM**

**6 Weeks: May 07 - June 11**

Discover diverse approaches to drawing that go beyond pencil and paper. Students will learn the basics of drawing and then mix wet and dry mediums like ink, watercolor, and graphite powder to achieve multi-layered creations. Working from both a costumed figure model and ourselves as a subject, we will use structured exercises to get to know new materials and understand their limits. Learn observational drawing techniques and then develop projects from imagination!

**\$275.00**





## CERAMICS

### **Clay for Teens (Ages: 14-17)**

Don Reynolds

**Thursday | 4:00 PM - 6:00 PM**

**8 Weeks: April 28 - June 16**

Let's get down into the mud, and get our hands messy, while learning to make pots out of clay. We will warm up by learning about the properties of clay while making pinch, coil, and/or slab constructed pieces. Next, we will make the giant leap to conquering the potter's wheel. With an open mind, and a lot of practice, students will be guided through the process of centering, opening, and pulling up the walls of a cylinder, or any other forms that strike their fancy. Students will transform their pieces into finished pots ready for use, by glazing and firing their unique masterpieces.

**\$315.00**



## SCULPTURE

### **Youth Metal Sculpture (Ages: 14-17)**

Justin Perlman

**Saturday | 1:30 PM - 3:30 PM**

**5 Weeks: April 09 - May 07**

**Saturday | 1:30 PM - 3:30 PM**

**5 Weeks: May 21 - June 18**

We will learn the methods and techniques to create traditional, contemporary and functional three-dimensional pieces of art. There will be demonstrations of various pieces of equipment, including oxy-acetylene and electric arc welding. Additionally, students will be taught hand and stationary metal working tools. The first class will cover safety protocols and materials, as well as your goals for the term. Students should wear work boots, long sleeved cotton clothing and pants. Long hair must be tied back and please bring work gloves. Materials will be discussed at the first class.

**\$235.00**



## **SPECIAL STUDIES**

### ***Beadmaking (Ages: 12-15)***

Maureen Henriques

**Monday | 4:30 PM - 6:30 PM**

**5 Weeks: April 04 - May 02**

**Monday | 4:30 PM - 6:30 PM**

**5 Weeks: May 16 - June 20**

Push your skills, and get better. In this course we will build on your strengths, refine techniques, and get you and your beadmaking skills to another level. Stringer control, encasement, cane work, heat control, design, balance, and composition are some of the techniques and issues that will be discussed and addressed. A kit will be supplied by the instructor for purchase, and students are encouraged to bring their own glass and design ideas to class. Students will make a series of beads in a variety of colors and shapes, using presses, enamels, stringer, and encasement.

**\$235.00**

## **YOUTH WORKSHOPS**



## **CERAMICS**

### ***Family Clay Day: Collaborative Creation (Ages: 5 & Up)***

Megan Collins

**Sunday | 1:00 PM - 4:00 PM**

**1 Day: April 10**

**Sunday | 1:00 PM - 4:00 PM**

**1 Day: May 01**

**Sunday | 1:00 PM - 4:00 PM**

**1 Day: June 12**

Looking for a creative afternoon to spend with your child, niece, nephew or grandchild? Come spend the afternoon making a collaborative project together with your loved one. This workshop is geared towards working in clay, using either hand building or wheel throwing to create ceramic pieces. Clay pieces take three to four weeks to be fired. The school will notify parents when pieces are ready to be picked up. The workshop price is for two participants.

**\$135.00**



## **MIXED MEDIA**

### ***School Break: Studio Art Jams (Ages: 5-10)***

Marta Kot

*Dissecting Spring Colors & Life*

**Friday | 9:00 AM - 1:00 PM**

**1 Day: April 15**

*Creating a Visual Novel*

**Monday | 9:00 AM - 1:00 PM**

**1 Day: April 18**

No two workshops are the same! Children will be guided by instruction to reference works of art by well-known artists. They will participate in gentle group critiques that will take place in the studio setting.

**\$130.00**

### ***School Break: Studio Art Jams (Ages: 5-10)***

Marta Kot

*Pets in Artists' Lives*

**Tu, We | 9:00 AM - 1:00 PM**

**2 Days: April 19 - April 20**

*Spring Landscapes*

**Th, Fr | 9:00 AM - 1:00 PM**

**2 Days: April 21 - April 22**

No two workshops are the same! Children will be guided by instruction to reference works of art by well-known artists. They will participate in gentle group critiques that will take place in the studio setting.

**\$230.00**



## Weekend Studio Art Jams (Ages: 5-10)

Marta Kot

*Unicorns & the Young Artist - 4/24 \*Ages: 5-9\**

**Sunday | 9:00 AM - 1:00 PM**

**1 Day: April 24**

---

*Portrait of my Grand/Parent in Every Day Life*

**Sunday | 9:00 AM - 1:00 PM**

**1 Day: May 15**

With sparkling snow and frosty moments, children can find comfort in the Silvermine Art Studio this winter. Each weekend offers a fun new exploration with a different medium and students will complete an art project. We will explore painting, drawing, printmaking, sculpture, clay, collage, and more. Children will have a "free" but guided exploration in celebrating their creative ideas while elaborating on expression and meaning in the art making process.

**\$130.00**

## Methods of the Modern Masters (Ages 8-11)

Patricia Wetzler

*Vincent Van Gogh - Sunflowers*

**Thursday | 3:30 PM - 5:00 PM**

**1 Day: April 28**

---

*Matisse - Draw with Scissors*

**Thursday | 3:30 PM - 5:00 PM**

**1 Day: May 19**

*Picasso - Abstract Faces*

**Thursday | 3:30 PM - 5:00 PM**

**1 Day: June 09**

---

*Monet - Water Lillies*

**Thursday | 3:30 PM - 5:00 PM**

**1 Day: June 16**

In Methods of the Modern Masters, students will learn about artists and the styles which make them unique in the art world. The children will learn about the artist's lives, the art movements they were a part of and what materials and methods they used to make them stand out in the art world. Working from examples of the artists master works, students will reproduce their own versions of the that artist' style using a variety of materials.

**\$75.00**

## Frogs Make Me Hoppy (Ages: 3-6)


Adelka Polak

**Friday | 4:30 PM - 6:30 PM**

**1 Day: May 06**

Participants will make a frog puppet, learning how to repurpose everyday materials into a puppet with a great surprise! They also can make a fly puppet helping them to create their own unique game of chase using both of their puppets. We will practice frog songs from around the world together, read "Frog Song" by Brenda Z. Guiberson with illustrations by Gennady Spirin, and learn about frog life cycles, their habitat, and so many unique qualities that the young artists get to embody in their own puppet creations. After everyone has completed their work of art, they will learn how to put the frog to action, making it move to music in this exciting creative learning workshop for young people.

**\$95.00**





## ***School Break: Studio Art Jams (Ages: 5-10)***

Marta Kot

*Summer Still Life*

**Mo, Tu, We, Th, Fr | 9:00 AM - 1:00 PM**

**5 Days: June 13 - June 17**

*Architecture & Art*

**Mo, Tu, We, Th, Fr | 9:00 AM - 1:00 PM**

**5 Days: June 20 - June 24**

No two workshops are the same! Children will be guided by instruction to reference works of art by well-known artists. They will participate in gentle group critiques that will take place in the studio setting.

**\$530.00**



## **WOODWORKING**

### ***Make Your Own Baseball Bat (Ages: 12+)***

David Heim

**Saturday | 12:00 PM - 4:00 PM**

**1 Day: June 18**

**Saturday | 12:00 PM - 4:00 PM**

**1 Day: June 25**

Spend a day at the lathe making an official, regulation-sized baseball bat. You'll learn how to shape graceful curves in a piece of wood and how to turn it into a precise dimension.

**\$150.00**



## **SPECIAL STUDIES**

### ***Teen Lampworker Glass Beads (Ages: 12-17)***

Stephanie Maddalena

**Saturday | 10:00 AM - 3:00 PM**

**1 Day: May 28**

In this workshop students will use a propane torch and a variety of colored glass rods to make individualized glass beads. The school will provide the supplies and materials.

**\$190.00**



## PHOTOGRAPHY & DIGITAL ARTS

### Digital Collage (Ages: 14-17)

Matthew Shelley

**Saturday | 10:00 AM - 1:00 PM**

**3 Days: May 21 - June 04**

Learn the basics of digital collage using simple tools like iPhones, scanners, and Photoshop. Students will learn how to craft original images in Photoshop by combining iPhone photography, scanned images, and online source material. This workshop is ideal for anyone who would like to learn how to use Photoshop or would like an introduction to digital art.

**\$255.00**



### Design with Adobe Illustrator (Ages: 13-17)

Kate Muldoon

*Design a Band Poster*

**Saturday | 10:00 AM - 2:00 PM**

**1 Day: April 16**

*Design a Zodiac Horoscope*

**Saturday | 10:00 AM - 2:00 PM**

**1 Day: April 30**

Get familiar with the design basics using Adobe Illustrator. Previous design experience is not necessary, but a creative mindset is! These beginner's workshops will teach the fundamentals of Adobe Illustrator to create your own unique compositions. Students will learn how to execute typography and enhance imagery in a creative way, using the shape, line and pen tools. These workshops will offer a step-by-step tutorial of graphic design basics, independent research for inspiration and development of thumbnail sketches. At the end of every workshop, there will be a brief, informal critique of students' final artworks. Students will conclude the workshop with a printed copy and digital PDF of their final projects to bring home.

**\$100.00**

*Design an Olympic Poster*

**Saturday | 10:00 AM - 2:00 PM**

**1 Day: May 07**



# YOUTH ONLINE COURSES & WORKSHOPS

## **Animation Basics (Ages: 12-17)**


R.Lee

**Sunday | 3:00 PM - 5:30 PM**

**5 Weeks: April 10 - May 15**

In this beginner-level online course students will learn the software and principles to make animation. Students will animate the classic ball bounce, elements effects, character walk cycles and more! No prior animation experience is necessary, though students must have access to the program Adobe Animate. Drawing tablets are not required but strongly recommended. We will email you the private meeting link and password 24 hours in advance of the class.

**\$240.00**



## **FAMILY WORKSHOPS**

### **Family Clay Day: Collaborative Creation (Ages: 5 & Up)**

Megan Collins

**Sunday | 1:00 PM - 4:00 PM**

**1 Day: April 10**

**Sunday | 1:00 PM - 4:00 PM**

**1 Day: May 01**

**Sunday | 1:00 PM - 4:00 PM**

**1 Day: June 12**

Looking for a creative afternoon to spend with your child, niece, nephew or grandchild? Come spend the afternoon making a collaborative project together with your loved one. This workshop is geared towards working in clay, using either hand building or wheel throwing to create ceramic pieces. Clay pieces take three to four weeks to be fired. The school will notify parents when pieces are ready to be picked up. The workshop price is for two participants. Please register your child for this workshop, and the parent/guardian attending will automatically be included in that registration.

**\$135.00**

### **Make Your Own Baseball Bat (Ages: 12+)**

David Heim

**Saturday | 12:00 PM - 4:00 PM**

**1 Day: June 18**

**Saturday | 12:00 PM - 4:00 PM**

**1 Day: June 25**

Spend a day at the lathe making an official, regulation-sized baseball bat. You'll learn how to shape graceful curves in a piece of wood and how to turn it into a precise dimension.

**\$150.00**

