



SUMMER ADULT 2022

Silvermine
School of Art

Silvermine Arts Center

Spring Session 2022

April 4 – June 18

(10 Weeks)

Spring Session Holidays - School closed:
Memorial Day – Monday, May 31

Summer Session 2022

July 11 – August 28

(8 Weeks)

Summer Session Holidays - School closed:
Independence Day – Monday, July 4

Summer Art Studios 2022

June 20 - September 2

Ages: 3-18 (10 Weeks)

Summer Session Holidays- School closed:
Independence Day – Monday, July 4

REGISTRATION INFORMATION

Need Help Choosing the Right Course?

If you need assistance in your selection, contact the school office at 203-966-6668, x 2 or schooladmin@silvermineart.org

How to Register?

Online: www.silvermineart.org

Phone: 203-966-6668, ext. 2

NO IN-PERSON REGISTRATION, EMAIL or FAX

SCHOOL OFFICE

Monday – Friday
9:00 AM – 5:00 PM
203-966-6668 x2

1028 Silvermine Rd
New Canaan, CT 06840

The school office is located across the street from the main building—to the left of the Silvermine Market.

Silvermine Arts Center

Coronavirus / COVID-19

COVID-19, is highly contagious and declared a worldwide pandemic by the World Health Organization. People can be infected and show no symptoms and therefore spread the disease. COVID-19 can cause serious and potentially life-threatening illness and even death. The Silvermine Arts Center cannot prevent you (or your family members) from becoming exposed to, contracting, or spreading COVID-19 while utilizing the Center's services or premises. Therefore, if you choose to utilize the Center's services and/or enter onto Center's premises you understand, acknowledge and accept the risks that you may be exposing yourself to and/or increasing your risk of contracting or spreading COVID-19.

COVID-19 Masking Guidelines

With the State of Connecticut's removal of masking mandates, as of April 4th, 2022, masking at Silvermine School of Art will be optional unless otherwise required by the instructor. (Please view the Additional Information section of each program to ascertain the instructors' masking requirements.)

SCHOOL POLICIES

<https://www.silvermineart.org/school/policies/>

GIFT CERTIFICATES

Silvermine School of Art has gift certificates available in any denomination you wish. Please call 203-966-6668, ext. 2 to purchase gift certificates.



DRAW UNTIL YOU DROP!

Join us for a day of non-stop drawing. This is an opportunity for continuous, intensive figure drawing with a model or models in sustained poses and still life set-ups.

This event is open to adults 16+ and will take place in the school building as well as various locations outside on our campus.

Date:

Sunday, June 12th

Times:

Full Day: 10:00 AM – 5:00 PM

Morning Session: 10:00 AM – 1:00 PM

Afternoon Session: 2:00 PM – 5:00 PM

Prices:

Full Day: \$40

Half Day: \$20

Registration is required for attendance to this event. Walk-ins will have access only to outdoor locations. Masking is optional at this event.

OPEN HOUSE

Join us for a day at Silvermine Art Center. This is an opportunity to explore the various mediums we offer here, along with viewing demonstrations, and meeting some of our instructors.

Date: September 10

Time: 10:00 AM - 3:00 PM



CONTENTS

Adult Courses	2-12
Adult Workshops	13-25
Online Workshops	25
Introductory Classes	★

ADULT COURSES



PAINTING & DRAWING

★ *From Studio to Field: Watercolor Landscape*

Alex McFarlane

Monday | 9:00 AM - 12:00 PM

6 Weeks: July 11 - August 15

This course is for beginners and experienced students who want to review techniques, with instruction. Watercolor painting is about technical skills that can be learned. There will be demonstrations at the beginning of every class. You will learn to develop inventive compositions and interpret your subject—still life, figure and landscape. There will be an emphasis on landscape towards the end of the semester, with the possibility of outdoor sessions.

\$295.00

Portrait Painting

Justin Wiest

Monday | 9:00 AM - 12:00 PM

5 Weeks: July 11 - August 08

Uses models to practice representing the figure in oil paint from observation. Employing limited palettes, we will discuss painting techniques, application, and methods for simplifying the subject. This course is recommended for beginning to intermediate painting students who are interested in portraiture or wish to develop their understanding of oil painting methods.

\$310.00

Intermediate Still Life & Landscape Painting

Kirill Doron

Tuesday | 10:00 AM - 1:00 PM

8 Weeks: July 12 - August 30

This course is for students with some background in drawing or painting. Working with landscape or still life, beginning oil painters will learn the fundamentals, including color, composition, form, and materials. Intermediate oil painters can hone existing skills and explore more complex challenges.

\$390.00



Big Picture: Choose Your Theme Figure, Landscape, or Still Life

Alex McFarlane

Tuesday | 1:30 PM - 4:30 PM

8 Weeks: July 12 - August 30

This course is ideal for someone who wants to start, execute and finish one painting or drawing. For the narrative artist, there will be a sustained pose for the entire session. The still life artist will have an individual set-up tailored to meet his or her needs. For the landscape artist, there will be individual guidance in making nature look natural. There will be demonstrations. *Please note: If the class chooses to focus on the figure, an additional fee will be required

\$390.00

Figure Drawing and Painting

Justin Wiest

Tuesday | 6:00 PM - 9:00 PM

6 Weeks: July 12 - August 16

Uses figure models to practice representing the figure in oil paint from observation. Employing limited palettes, we will discuss painting techniques, application, and methods for simplifying the subject. This course is recommended for beginning to intermediate painting students who are interested in figural representation in space or wish to develop their understanding of oil painting methods.

\$370.00



★ *Painting 101: Foundation Painting*

Alex McFarlane

Wednesday | 9:00 AM - 12:00 PM

6 Weeks: July 13 - August 17

This course is for beginning and intermediate students who want to learn the techniques and procedures necessary for painting in oils or acrylics. Basic skills in drawing, composition, mixing and applying paint will be demonstrated. Subject matter will include still life, figure, portrait and landscape. You will be guided through the foundation steps towards a satisfying work of art.

\$335.00

★ *Acrylic Projects*

Nash Hyon

Thursday | 9:00 AM - 12:00 PM

6 Weeks: July 14 - August 18

This class is designed for students new to acrylic painting. We will explore a series of painting projects using paint, collage and various acrylic mediums with abstract, still life and landscape included. Basic information on color, composition and individual style will be covered.

\$295.00



Abstract Painting

Natasha Karpinskaia

Thursday | 9:30 AM - 12:30 PM

8 Weeks: July 14 - September 01

This class is intended for anyone who wants to explore non-representational painting, to strengthen and develop their own voice as a painter, and take some risks with their painting. We will experiment with color, proportion, shapes and texture. This course is suitable for those who want to have more confidence in their own way of painting in abstraction. Strong foundational painting skills are recommended.

\$390.00

Acrylic Abstract Painting

Aleksandr Razin

Thursday | 1:30 PM - 4:30 PM

8 Weeks: July 14 - September 01

Students of all levels develop a working knowledge of abstract painting that challenges them to see and interpret in new ways. Using acrylics students will learn color, line, movement, and form, through individual instruction. Subjects include landscape and still life, as well as non-representational forms.

\$390.00

★ Drawing & Painting in Combination

Alex McFarlane

Thursday | 7:00 PM - 10:00 PM

8 Weeks: July 14 - September 01

This course is designed to instruct students in the fundamentals of drawing, composition and the basic techniques of painting. Mixing and applying paint will be demonstrated. Subjects such as still life, figure and landscape will be covered. Those who wish to draw exclusively are guided from a beginning thumbnail to a finished presentation. Likewise, the painters will learn their craft step-by-step.

\$390.00

Figures in Space: Figuration & Abstract Landscape


Paola Page

Friday | 9:30 AM - 12:00 PM

6 Weeks: July 15 - August 19

As you engage with the realm of color, shape and painterly techniques, you will begin to integrate these two visual entities in a totally inventive and exciting way! Navigating the pictorial plane, you will be guided through a combination of processes, stenciling, tracing, layering, painting and drawing that lead to a wide range of possible outcomes for a final painting.

\$295.00



★ **Foundation Drawing**

Matthew Shelley

Friday | 1:30 PM - 4:30 PM

8 Weeks: July 15 - September 02

This course will offer a comprehensive foundation in drawing for both beginners and those who wish to practice and brush up on their drawing skills. Working with a variety of dry materials, students learn to use line, value, gesture and perspective. Students will draw from observation; participants will learn to reorient their minds, focusing on the relationship of space rather than objects, working with still life, figure and landscape.

\$390.00



PRINTMAKING

★ **Printmaking Without the Press**

Natasha Karpinskaia

Monday | 1:30 PM - 4:30 PM

8 Weeks: July 11 - August 29

In this course we will experiment with printing without the press and learn various techniques like stencils, contact drawing, chine colle, etc. The class will include demos, practicing various methods and discussions. No prior experience is necessary.

\$400.00

★ **Monotype Printmaking**

Natasha Karpinskaia

Monday | 6:00 PM - 9:00 PM

6 Weeks: July 11 - August 15

Participants will learn all the basic techniques for creating monotypes: multiple plates, chine colle', stencils and viscosity. It will focus on practicing, experimenting and letting the process lead you to new innovations. Discover endless possibilities as you print more. Emphasis is given to helping each student develop a personal knowledge of the process.

\$315.00



★ **Woodblock Printmaking**

David Gesualdi

Tuesday | 10:00 AM - 1:00 PM

5 Weeks: August 02 - August 30

Students will be encouraged to experiment with the wide range of materials and tools that can be utilized to create wood block prints. Demonstrations will be given in carving the block using a wide variety of woods and MDF boards. Students will have the opportunity to experiment with a wide variety of tools used for carving and mark making. All aspects of printing will be used including printing in multiple colors. The blocks will be printed on press and a wide range of hand printing techniques will also be demonstrated.

\$265.00



CERAMICS

★ **On & Off the Potter's Wheel for All Levels**

Jon Puzzuoli

Monday | 1:00 PM - 4:00 PM

6 Weeks: July 11 - August 15

Whether you've never touched clay or have been at it for years, this class will accommodate your needs. The initial focus of the class will be on the potter's wheel and will then transition to exploration of handbuilding techniques, with an emphasis on slab work. Beginners will be taught foundational wheel skills, general pottery techniques and gain an understanding of the complete ceramic process. For those who have more experience, the class will focus on complex forms, various surface treatments and advanced glazing methods. Class demos as well as individual instruction will be provided.

\$360.00

Exploring Functional Pots: Wheel Throwing

Rob Pursell

Tuesday | 9:00 AM - 12:00 PM

6 Weeks: July 12 - August 16

Focusing on functional forms we will explore pots for daily use. Group discussion will drive demonstrations including wheel throwing and hand-building techniques, altering, decorating, and glazing. Basic proficiency expected as students will work individually towards advancing technical skills and developing personal style to create pieces that excite.

\$360.00



Exploring Soda Firing

Jon Puzzuoli

Tuesday | 3:45 PM - 6:45 PM

6 Weeks: July 12 - August 16

Create work, glaze and fire your pottery in our newly built Soda Kiln and learn about this unique firing process from beginning to end. During the beginning of the semester we design work with this firing method in mind. Weekly demos will refine your skills and individual instruction. Mid semester, we will explore flashing slips and 7 new glazes, including new crystalline matte and ash glazes. As a class we will then prep for the firing and strategically load the kiln. At the end of the semester, we will fire the kiln collectively and participate in adding wood, baking soda and salt through the kilning. The class will also have access to the gas reduction kiln.

\$415.00

★ *Potter's Wheel for All Levels*

Jon Puzzuoli

Tuesday | 7:00 PM - 10:00 PM

6 Weeks: July 12 - August 16

Whether you are new to the potter's wheel or wish to build upon your existing skills, this class will fill your needs. Beginners will be taught the important skills needed to create a vessel on the wheel. For those who have more experience, the class will focus on more complex shapes, various surface textures and alternative glazing methods. Class demos as well as individual instruction will be provided.

\$360.00

Intermediate & Advanced Ceramics

Heather Houston

Wednesday | 10:00 AM - 1:00 PM

6 Weeks: July 13 - August 17

Explore the process of intermediate to advanced throwing, hand building, construction and glazing techniques. Students will build on basic skills to learn how to make complex forms and interesting shapes using both hand building and wheel throwing techniques. Everyone will receive individual instruction in addition to class demos and will be encouraged to work independently on projects.

\$360.00

Bisque Molds for Plates & Bowls

Don Reynolds

Wednesday | 4:00 PM - 7:00 PM

6 Weeks: July 13 - August 17

Using the wheel, we will create simple forms to use as slump, and or hump molds that will be used to transform slabs of clay into beautiful bowls and plates. Basic knowledge of the potter's wheel is required to make the mold forms on, but this class will not focus on wheel thrown pottery. In addition to creating bisque molds that are unique to each student, we will also spend some time making low tech press molds from found objects to produce an array of sprigs that can further adorn our slab constructed wares.

\$360.00



Pottery & Vessel Sculpture: Intermediate to Advanced

Keiko Ashida

Thursday | 10:00 AM - 1:00 PM

6 Weeks: July 14 - August 18

Intermediate and advanced students will explore alternative methods. A variety of wheel throwing, hand building, and surfacing, and glazing techniques will be covered. The emphasis is on using skills to build vessel sculptures on and off the wheel. Personal creativity will be encouraged.

\$360.00



★ *Potter's Wheel for All Levels*

Jon Puzzuoli

Thursday | 7:00 PM - 10:00 PM

6 Weeks: July 14 - August 18

Whether you are new to the potter's wheel or wish to build upon your existing skills, this class will fill your needs. Beginners will be taught the important skills needed to create a vessel on the wheel. For those who have more experience, the class will focus on more complex shapes, various surface textures and alternative glazing methods. Class demos as well as individual instruction will be provided.

\$360.00

Pottery & Vessel Sculpture: Intermediate to Advanced

Keiko Ashida

Saturday | 10:00 AM - 1:00 PM

6 Weeks: July 16 - August 20

Intermediate and advanced students will explore alternative methods. A variety of wheel throwing, hand building, and surfacing, and glazing techniques will be covered. The emphasis is on using skills to build vessel sculptures on and off the wheel. Personal creativity will be encouraged.

\$360.00



MIXED MEDIA & COLLAGE

★ **Printmaking Without the Press**

Natasha Karpinskaia

Monday | 1:30 PM - 4:30 PM

8 Weeks: July 11 - August 29

In this course we will experiment with printing without the press and learn various techniques like stencils, contact drawing, chine colle, etc. The class will include demos, practicing various methods and discussions. No prior experience is necessary.

\$400.00

Encaustic Projects


Nash Hyon

Wednesday | 1:00 PM - 4:00 PM

8 Weeks: July 13 - August 31

This class is for students who have some experience with encaustic painting. A project will be suggested each week focusing on the variety of techniques possible with encaustics. Students may choose not to do the projects and those with more experience will be encouraged to work on a larger painting or a group that work as a series.

\$405.00



SCULPTURE

★ **Figure Sculpture Reviewed**

Julia Murphy

Tuesday | 9:00 AM - 12:00 PM

6 Weeks: July 12 - August 16

This course encourages students to create their own reality of a live model in clay. Guided by the fundamentals of building the human figure, students will learn a practical approach to anatomy, proportion and design. Students may choose their own approach to their projects, including bas-relief or 3-dimensional images of the full figure, head or fragment. The sculpture will be modeled in terra cotta clay, hollowed, air dried and fired. There will be an additional fee for firing pieces.

\$400.00

★ **The Art of Stone Sculpture**

Andrew Davis

Thursday | 10:00 AM - 2:00 PM

6 Weeks: July 14 - August 18

Students will learn, through hands-on experience and demonstrations, this timeless art of sculpting stone and working with various types of stone. Experience hand and power tools while executing a stone piece. You will be taken through the entire process from stone selection to carving and polishing.

\$405.00



★ **The Art of Stone Sculpture**

Andrew Davis

Thursday | 7:00 PM - 10:00 PM

6 Weeks: July 14 - August 18

Students will learn, through hands-on experience and demonstrations, this timeless art of sculpting stone and working with various types of stone. Experience hand and power tools while executing a stone piece. You will be taken through the entire process from stone selection to carving and polishing.

\$325.00



SPECIAL STUDIES

★ **Sogetsu Ikebana: The Japanese Art of Flower Arrangement**


Shizue Pleasanton

Wednesday | 10:00 AM - 12:00 PM

8 Weeks: July 13 - August 31

Sogetsu Ikebana is much more than "Japanese flower arranging," it is a modern form of an ancient art of sculpture with living materials. Students will learn the traditional principles and aesthetic disciplines, combined with creative energies to capture, express and enhance natural beauty. Students should bring vessels, shears, pin-holders and plant materials or you can purchase some plant materials from the instructor for a nominal cost.

\$315.00



★ ***Introduction to Sogetsu Ikebana: The Japanese Art of Flower Arrangement***

Shizue Pleasanton

Saturday | 10:00 AM - 12:00 PM

6 Weeks: July 16 - August 20

Sogetsu Ikebana is much more than “Japanese flower arranging,” it is a modern form of an ancient art of sculpture with living materials. Beginner students will be introduced to the traditional principles and aesthetic disciplines, combined with creative energies to capture, express and enhance natural beauty. Students should bring vessels, shears, pin-holders and plant materials or you can purchase some plant materials from the instructor for a nominal cost.

\$250.00



PHOTOGRAPHY & DIGITAL ARTS

★ ***The Fine Art of Black & White Photography and Darkroom***

Bruce Dunbar

Wednesday | 9:30 AM - 12:30 PM

4 Weeks: July 06 - July 27

This is an all-level course for those wishing to learn or refine their techniques and ideas. Emphasis is placed on the printing process and presentation of images. Demonstrations, critiques, and slide lecture presentations will be given as a means to investigate creativity, as well as to gain insight into creating ideas and understanding concepts of black and white photographs.

\$235.00





JEWELRY & METAL ARTS

Intermediate Jewelry & Silversmithing

Gail Bradshaw

Wednesday | 10:00 AM - 1:00 PM
4 Weeks: July 06 - July 27

Wednesday | 1:30 PM - 4:30 PM
4 Weeks: July 06 - July 27

This intermediate jewelry class is designed to build on metalworking skills learned in the Basic Jewelry course, with the goal of refining proficiency and adding more advanced jewelry techniques and design abilities. Project choices are flexible focusing on student needs and enhancing the student's skill set. Requirements: 2 or more Basic Jewelry classes or equivalent and approval from instructor.

\$215.00

Hollow Form Ring

Maureen Henriques

Sunday | 10:00 AM - 1:00 PM
5 Weeks: July 17 - August 14

Students will learn how to construct a lightweight and comfortable hollow ring from sterling silver sheet metal. In this class, we will explore the soldering techniques that make construction of hollow rings and other forms possible. We will learn how to find and calculate our ring size, explore the use of a rolling mill and other ways to create texture, fabrication of the hollow form, creating the setting for the stone, use of basic jeweler's tools, and setting our stones. Instructor will provide all materials including sterling silver sheet, wire, bezel wire, and stones

\$395.00

Sandcast Stick & Stone Pendant

Maureen Henriques

Sunday | 2:00 PM - 5:00 PM
6 Weeks: July 17 - August 21

This class offers an opportunity to learn the age-old art of sandcasting metal. Using real twigs and natural elements, students will learn the basics of making a mold in sand, melting metal and casting. We will then sand, file, solder, add patina, polish and bezel set a small stone to create a one-of-a-kind pendant that mother nature would surely envy! You will also learn about studio safety and safety guidelines for all types of techniques used within the jewelry studio. At the end of the class, you will walk away with a stronger understanding of jewelry making, a new set of skills to use to grow as a maker, and a beautiful pendant that you can take home to finish as you like. The instructor will provide all tools and materials needed.

\$395.00

ADULT WORKSHOPS



PAINTING & DRAWING

★ ***Introduction to Encaustic Painting (Hot Wax)***

Nash Hyon

Saturday | 10:00 AM - 3:00 PM

1 Day: July 09

Love how encaustic paintings look? Want to know more about it and try it out without a large investment of time or materials? In this workshop you will learn all the basics including, tools, techniques, and safety. After demonstrations, you will have time to work hands-on with this unique and historic medium that is gaining popularity among all types of artists. The school will supply all of the equipment. Please see our website for additional materials you should bring.

\$160.00

★ ***Introduction to Plein Air Painting***

Lenny Moskowitz

Saturday, Sunday | 10:00 AM - 3:00 PM

2 Days: July 09 - July 10

This class will meet on weekend in July. We will focus on the elements of outdoor painting and natural light. Emphasis will be in learning to see color and light creating color relationship in the landscape--stressing the importance of values. Viewing a short demonstration first, students will learn techniques such as how to approach their painting by translating the large, simple shapes. Students can choose to work in watercolor or acrylic, crayon, pastel, or a combination.

\$270.00

Painting Creatively from Photos | Oil and Acrylic Workshop

Souby Boski

Saturday | 11:00 AM - 3:30 PM

1 Day: July 16

Most artists use source photos in some capacity when they work, whether to jog their memory of a particular place and time or to record specific visual details to incorporate in later pieces. In this workshop students will learn to paint in a creative, personal, and expressive way using reference photographs - freeing them from copying. Learn to dismiss the sense of obligation to show exactly what is depicted in the photo and feel free and inspired to manipulate the composition, assuring vitality and making the painting your personal creation. Bring several canvases and reference photos.

\$130.00

★ **Contemporary Impressionism and Beyond: Experience to Expression Workshop**

Dmitri Wright

Monday - Thursday | 9:00 AM - 3:00 PM

4 Days: July 18 - July 21

Develop our own unique style while discovering the philosophy and techniques used by the impressionist masters. Such methods used by the impressionists were taken from the classical and today used by the modernists are the tools you will learn from illustrative to the abstract. Students from all levels and interests, as well as those working in all materials and methods are welcomed from classical to abstract.

\$620.00

★ **Color Alchemy Workshop**

Jill Nichols

Saturday, Sunday | 10:30 AM - 3:00 PM

2 Days: July 23 - July 24

Color is the most complicated and elusive element in painting and design. In this lecture/hands-on class students will gain a better understanding of creating with color. Unlock the mysteries of color alchemy, perception, and its different meanings. Investigate ways of painting dynamic color interactions experimenting with value, contrast, temperature, mixing, and complementary sets. Understand how color is affected by form and light. Take away references and two paintings: in grayscale and a full color palette.

\$250.00

★ **Summer Colors: Painting from Observation**

Jill Nichols

Monday - Wednesday | 10:00 AM - 3:00 PM

3 Days: July 25 - July 27

In this three-day workshop we will be exploring color through painting from observation. We will paint outdoors exploring nature's colors weather permitting and indoors from floral still life arrangements in inclement weather. The focus will be in the use of color however we will also be investigating as appropriate: Dynamic Composition, Visual Perception, Form/Shapes, Edges, Creating Space through Overlap/Perspective, Ambiguity, Abstraction, Simplifying the Complex, Subtleties, Ground/Under-painting, Value, Contrast, Light and Color, Getting at the Root - Emotion, Translation and Connection. Less is more when painting the landscape from observation. The simpler the palette the better-you can always augment with other colors as needed. The basic landscape palette is a warm and cool tone of each primary plus the earth colors yellow ochre, burnt sienna and white. Please feel free to bring any colors that you so choose, and to include at least one of your favorite painting colors. Oil paint will be used for my demo; other mediums are encouraged, including watercolors, acrylics, and pastels. The colors listed are the essentials for basic color mixing. Lay out and review all your supplies and remove any extraneous items. Please note that you can substitute the colors below with similar colors if you already have them- no need to buy new paints.

\$400.00



★ **One Night Stand: Fluid Acrylic Pours**

Nash Hyon

Friday | 7:00 PM - 9:00 PM

1 Day: July 29

Come learn the techniques, tips and tricks of acrylic pours in this fun, interactive workshop. Learn various techniques to create abstract paintings without any painting experience. Each person will do two different pours on canvas that create multi-colored abstract designs. Please come dressed for mess. Bring two pizza boxes that fits two 12 x 12 canvases to take home wet artwork.

\$60.00



Painting Acrylic Techniques

Natasha Karpinskaia

Saturday | 10:00 AM - 3:00 PM

1 Day: July 30

This workshop is designed for artists working in acrylics and intended to help them master various applications of acrylic paint including dry brushing that feels like drawing with paint, washing that creates a thin veil of color, dabbing for adding texture, sponging and detailing.

\$160.00

★ **Introduction to Expressive Abstract Painting Workshop**


Heather Neilson

Sunday | 10:00 AM - 4:00 PM

1 Day: August 07

In this painting workshop, you will learn approaches for creating expressive abstract paintings using acrylic paint. Through exercises on high quality mixed media paper, you will learn principles of composition, color, value and line. We will use a variety of tools to build dynamic and unique paintings. Mostly, you will learn how to loosen up and enjoy painting from a place of intuition and expression! If you are interested in the longer course, this will give you the perfect chance to meet the instructor and know if the class is right for you.

\$165.00



One Night Stand: Fluid Acrylic Pours II

Nash Hyon

Friday | 7:00 PM - 9:00 PM

1 Day: August 12

Loved doing fluid acrylic pours? Acrylic Pours II will go beyond the "dirty" pour technique to two new ways to create unique, multi-colored abstract designs on canvas. The school supplies all materials but please bring boxes (pizza ones work best) or metal roasting pan that fits two 12 x 12 canvases to bring your WET canvases home while keeping them flat. Dress for a mess! Participant should have attended Acrylic Pour I.

\$60.00

Express Yourself – BIG Time! Oil & Acrylic Workshop

Souby Boski

Saturday | 11:00 AM - 3:30 PM

1 Day: August 20

Using personal photographs, as reference students will work on several fast paintings. Guided towards discovering and trusting their own mark/painting statement and developing a critical eye. This is not a HOW-TO class. You will be encouraged to experiment and embrace spontaneity. By combining fast, bold, loose strokes, students will engage in the "process" of the painting in the "present" rather than concentrating on the end result. Fast paintings will be analyzed for their unique painterly style in order transfer the best qualities to larger canvases (24x24 or larger).

\$130.00




Figure Abstract Painting

Natasha Karpinskaia

Saturday, Sunday | 10:00 AM - 3:00 PM

2 Days: August 20 - August 21

This workshop is designed for painters interested in exploring more deeply the fundamental elements that come together to create a successful abstract painting working with the figure model. There will be a focus on building a personal abstract language, as students will be given ample time to work independently with their own materials. There will be discussion of the work throughout class, as well as group critiques.

\$320.00

★ Abstract Painting: Dynamics of Symbols and Color in Composition Workshop

Dmitri Wright

Monday - Thursday | 9:00 AM - 3:00 PM

4 Days: August 22 - August 25

Develop your own unique personal vision as an abstract painter and explore new ideas via the art of the creative process. Focus will be on the abstracted from the representative - figure, landscape or floral in applying one's personal perception, temperament and aesthetical beauty for more expressive freedom in chosen subject. There will be presentations of color and compositional theory, in addition to playful exercises in working large. Students at all levels are welcome to work in any medium of their choice.

\$620.00

★ One Night Stand: Acrylic Painting the Masters

Nash Hyon

Friday | 7:00 PM - 9:00 PM

1 Day: August 26

Learn to work with acrylic paints by painting your own version of a famous artist's painting. Art students have been doing this for generations and we will show you how to transfer the image along with basic acrylic painting techniques. You don't need to know how to draw! In the past we have done paintings by Van Gogh and Cezanne and Georgia O'Keefe. Have fun and create your own masterpiece! Materials are included.

\$60.00



PRINTMAKING

★ ***Collage Workshop with Gel Plate Printing***

Nash Hyon

Saturday | 10:00 AM - 3:00 PM

1 Day: July 23

In this one day workshop we will begin the day by creating gel plate prints on a variety of papers. During the afternoon we will use these prints along with a variety of other papers, paints and stencils to create a finished collage.

\$130.00

★ ***The Joys of Collagraphy: The Printed Collage***

Nancy McTague-Stock

Saturday, Sunday | 10:00 AM - 1:00 PM

2 Days: July 23 - July 24

Do you like collage? Then this is the class for you! Nancy will work with each student to explore their creative intentions through this process of combining your love for collage and your interest in printmaking. You will create designs for your collagraph plates and begin planning your plates. You will create your printing plates and begin initial printing. Students will create multiple prints using a variety of processes and go home with a portfolio of prints! No prior experience in any artmaking is necessary! Enjoy with a friend or family member.



\$175.00


★ ***One Night Stand: Gel Plate Printing***

Nash Hyon

Friday | 7:00 PM - 9:00 PM

1 Day: August 05

No experience needed! In this new, fun two hour workshop we will experience the magic of printing in multiple colors, design, textures and transfers using the gel plate. With water based paints multiple layers will be created by printing the same paper over and over. When these dry, the prints may be used for collage, cards, gift wrap or framed as finished artwork. You will be amazed at what you can make during the two hours of this workshop.



\$60.00

One Night Stand: Gel Plate Printing II

Nash Hyon

Friday | 7:00 PM - 9:00 PM

1 Day: August 19

In this new 2 hour Friday night class we will take all those wonderful gel plate prints that you made and create a collage "painting" on artists panel. We will use acrylic medium and a limited selection of colors for over painting and/or to use with stencils. Have fun and create a finished piece suitable for framing. Must have taken Gel Plate I to sign up.

\$60.00



CERAMICS

★ *One Night Stand: On the Potter's Wheel*

Jon Puzzuoli

Friday | 7:00 PM - 9:00 PM

1 Day: July 15

Friday | 7:00 PM - 9:00 PM

1 Day: July 29

Friday | 7:00 PM - 9:00 PM

1 Day: August 12

Friday | 7:00 PM - 9:00 PM

1 Day: August 26

Join us for a fun evening out with friends or family! The evening will start with a wheel throwing demonstration followed by an opportunity for you to learn how to throw on the potter's wheel. You'll create your very own bowl(s) which we will glaze and fire for you to pick up at a later date. We promise you'll have a blast and it will be a different experience for you. Bring a friend, family member or a date, and enjoy the evening. The pieces will take four to six weeks to fire, and the school office will notify you when pieces are ready to be picked up.

\$60.00

Mugs on the Potter's Wheel

Jon Puzzuoli

Sunday | 10:00 AM - 1:00 PM

1 Day: July 31

In this workshop we will build on your foundational wheel skills and dive deep into making mugs. Through demos and hands on help, we will explore a wide array of mug shapes and how that shape affects its performance. The second half of the class will focus on making extruded handles and attaching them to the mug bodies. Before leaving students will chose from three glaze options. Mugs will be kilned and picked approx 4 weeks after the workshop.

\$110.00

Raku Workshop

Jon Puzzuoli

Sunday | 10:00 AM - 3:00 PM

1 Day: August 21

Students bring their bisque pieces and spend the day glazing and firing in the raku kiln. We will do a combination of firings: traditional raku, and fuming techniques using horsehair and feathers. Students should use white stoneware clay, which may be purchased in advance. Pieces can be bisque fired in Silvermine's kiln two weeks prior to the date of the workshop. We will accommodate as many firings as the day allows. Expect to get at least 5 medium size (approximately 8 x 8 x 8 inches would be considered medium size) pieces fired. Pieces should be based on cylindrical forms, not flat, or over 10 lbs.

\$180.00



MIXED MEDIA & COLLAGE

★ **Introduction to Encaustic Painting (Hot Wax)**

Nash Hyon

Saturday | 10:00 AM - 3:00 PM

1 Day: July 09

Love how encaustic paintings look? Want to know more about it and try it out without a large investment of time or materials? In this workshop you will learn all the basics including, tools, techniques, and safety. After demonstrations, you will have time to work hands-on with this unique and historic medium that is gaining popularity among all types of artists. The school will supply all of the equipment. Please see our website for additional materials you should bring.

\$160.00

Abstract Mixed Media Collage

Heather Neilson

Sunday | 10:00 AM - 4:00 PM

1 Day: July 17

In this workshop, you will create an Abstract Mixed Media Collage painting using hand made collage papers, acrylic paint and embellishments. You will learn how to bring basic principles of Value, Color, Composition and Shape into your work. Heather will guide you to trust your instincts and bring forth your personal style into your work.

\$165.00



★ **Collage Workshop with Gel Plate Printing**

Nash Hyon

Saturday | 10:00 AM - 3:00 PM

1 Day: July 23

In this one day workshop we will begin the day by creating gel plate prints on a variety of papers. During the afternoon we will use these prints along with a variety of other papers, paints and stencils to create a finished collage.

\$130.00

★ **The Joys of Collagraphy: The Printed Collage**

Nancy McTague-Stock

Saturday, Sunday | 10:00 AM - 1:00 PM

2 Days: July 23 - July 24

Do you like collage? Then this is the class for you! Nancy will work with each student to explore their creative intentions through this process of combining your love for collage and your interest in printmaking. You will create designs for your collagraph plates and begin planning your plates. You will create your printing plates and begin initial printing. Students will create multiple prints using a variety of processes and go home with a portfolio of prints! No prior experience in any artmaking is necessary! Enjoy with a friend or family member.

\$175.00

★ **One Night Stand: Gel Plate Printing**

Nash Hyon

Friday | 7:00 PM - 9:00 PM

1 Day: August 05

No experience needed! In this new, fun two hour workshop we will experience the magic of printing in multiple colors, design, textures and transfers using the gel plate. With water based paints multiple layers will be created by printing the same paper over and over. When these dry, the prints may be used for collage, cards, gift wrap or framed as finished artwork. You will be amazed at what you can make during the two hours of this workshop.

\$60.00



One Night Stand: Gel Plate Printing II

Nash Hyon

Friday | 7:00 PM - 9:00 PM

1 Day: August 19

In this new 2 hour Friday night class we will take all those wonderful gel plate prints that you made and create a collage "painting" on artists panel. We will use acrylic medium and a limited selection of colors for over painting and/or to use with stencils. Have fun and create a finished piece suitable for framing. Must have taken Gel Plate I to sign up.

\$60.00



WOODWORKING

★ ***Spoon Carving Workshop***

Mark Andreas

Friday | 1:00 PM - 5:00 PM

1 Day: July 22

Learn the fun and satisfaction of making your own cooking spoon. All students will be instructed in how to transform an ordinary piece of wood into the newest kitchen utensil. Material and tools will be provided.

\$170.00

★ ***Make Your Own Stool Workshop***

Mark Andreas

Saturday, Sunday | 1:30 PM - 5:30 PM

2 Days: July 23 - July 24

Transform a single wooden board into a stool in a weekend. In this class students will learn through step by step, hands on instruction how to craft their very own piece of furniture. Through the making of a wooden stool students will develop the skills of joinery, spindle turning and wood finishing. Materials and tools will be supplied.

\$285.00



★ ***Simple Segmented Wood Turning***

David Heim

Monday - Wednesday | 1:00 PM - 5:00 PM

3 Days: August 15 - August 17

This will be a three-day course in which students make a vase from two contrasting woods glued together and shaped. On Day 1, we'll use the table saw and belt sander to cut the pieces to size. Then we will glue the pieces together to form the turning blank. On Day 2, we'll mount the blank on the lathe and shape the outside of the vase. Then we will use various tools to begin hollowing the inside. On Day 3, we'll complete the hollowing, sand the vase, and apply a Danish oil finish. Prior woodworking experience is encouraged.

\$350.00



Decorating with Eggshells

David Heim

Saturday, Sunday | 1:00 PM - 5:00 PM

2 Days: August 20 - August 21

This will be a two-day course in which students make a small platter and embellish it with a mosaic ring made of acrylic paints and crushed eggshells. On Day 1, the students will turn the platter from maple, glue the eggshells in place, and add the acrylic paint. On Day 2, the students will apply a second coat of acrylic and return the platter to the lathe for sanding. Then they will finish the piece with shellac. Students do not need prior woodturning experience to participate in this workshop.

\$250.00



★ *Make a Bowl in a Day*

David Heim

Thursday | 12:00 PM - 6:00 PM

1 Day: August 25

In this one-day class for beginners, students will shape and finish a bowl from a hardwood like maple or cherry. They will learn how to mount the wood securely on the lathe, the proper way to use the turning tools to make smooth cuts, and good options for finishing the bowl.

\$190.00



SCULPTURE

Sculpting the Head in Clay

Mark Andreas

Saturday, Sunday | 1:00 PM - 5:00 PM

2 Days: July 09 - July 10

One of the most challenging aspects of figure sculpture is creating a lifelike portrait of the human head and face. In this class we will explore the methods, dimensions and techniques to create a full-size portrait sculpture. With the use of a live model as a reference each student will sculpt their own bust out of air dry clay. Materials and tools will be provided.

\$315.00

★ **Introduction to Stone Sculpture**

Andrew Davis

Saturday, Sunday | 10:00 AM - 5:00 PM

2 Days: August 27 - August 28

In this two-day workshop students are introduced to the art of stone sculpture. A brief slide presentation are followed by studio procedures and practice. Students will explore the tools and materials available. Soapstone, alabaster, limestone and slate carving are introduced. Safety procedures are discussed. One on one instruction follows. Bring work clothes. Tools and materials provided.

\$390.00



JEWELRY & METAL ARTS

Wax Casting

Suzanne Donahue

Friday - Sunday | 10:00 AM - 1:30 PM

3 Days: July 08 - July 10

Monday - Wednesday | 10:00 AM - 1:30 PM

3 Days: August 29 - August 31

Come hone your wax carving skills in this fun workshop, and finish with your own unique Charm or Ring. This workshop will cover the sculptural technique of wax carving a design. Understanding tools used, files, burs wax pen to create a 3D design. Your finished design will be cast in silver or brass. Supplies will be provided by the instructor.

\$270.00



★ ***Jewelry & Silversmithing for the Absolute Beginner***

Gail Bradshaw

Monday | 10:00 AM - 3:00 PM

3 Days: July 11 - July 25

Curious how jewelry is created? This is the perfect workshop for those who always wanted to explore jewelry-making. Students will learn some of the metalsmithing tools and techniques used in jewelry construction, including sawing, texturing, soldering, and finishing. Also, you will gain an artistic appreciation for hand fabricated jewelry and leave the workshop wearing something that you made! Students will use studio supplied copper, brass or nickel. Silver can be purchased from the instructor.

\$320.00

Adventures in Enameling: Intensive for All Levels

Gail Bradshaw

Thursday, Friday | 10:00 AM - 4:00 PM

2 Days: July 14 - July 15

This workshop is an introductory workshop perfect for those who have always wanted to explore enameling or for those who wish to refine their skills. Discover the magic when you combine grains of glass, metal and heat - a fun mixture of design and happenstance. Explore traditional and experimental techniques and get great results, even if it's your first time. No experience required!

\$270.00



Torch Fired Enameling

Gail Bradshaw

Thursday, Friday | 10:00 AM - 4:00 PM

2 Days: July 21 - July 22

Torch firing is a wonderful way to visually experience enameling in all of its firing stages. This is an additional way to approach enameling. The torch melts and blends the glass, creates patterns and causes chemical reactions that do not occur with kiln firing. By manipulating the thickness of the enamel, as well as the size and thickness of the metal marvelous results can be created. No experience necessary.

\$270.00

★ ***Sterling Silver Water Casting Pendant***

Maureen Henriques

Saturday | 10:00 AM - 4:00 PM

1 Day: July 23

Wonderfully organic shapes result when molten metal is dropped into water. This unique and fun casting technique creates beautiful abstract forms that range from button and pearl like shapes, to cups, twigs, and dynamic splashes of silver. Students will cast silver in water two different ways, and then assemble and solder and patina their castings into a unique pendant. Experience is encouraged, but not necessary. The instructor will supply all materials.

\$215.00



Sandcast & Stone Ring

Maureen Henriques

Friday, Saturday | 10:00 AM - 2:00 PM

2 Days: August 05 - August 06

Learn the age old art of sand casting! Using 3D printed ring blanks in various shapes, students will learn the basics of making a mold in specialty sand, using a crucible to melt silver, and cast their own ring shank. Techniques such as sanding, filing, soldering, bezel creation and setting a stone will be explored to fashion a one of a kind ring. Previous jewelry studio experience is strongly encouraged. Instructor will supply all materials needed.

\$290.00

★ **Hollow Sterling Silver Beads**

Maureen Henriques

Saturday | 10:00 AM - 4:00 PM

1 Day: August 13

These fun textured beads are lightweight, beautiful, and a great way to utilize basic jewelry making fundamentals. In this class students will become familiar with a variety of jewelry tools including a disc cutter, and dapping blocks. Basic techniques learned include texturing, drilling, and the steps to solder our small hollow forms. We will create 2 round domed hollow beads, and one capped hollow tube bead. Great for beginners! Instructor will provide all materials needed.

\$200.00

ONLINE WORKSHOPS

★ **Animation Basics Workshop**

R.Lee

Monday - Friday | 1:00 PM - 4:00 PM

5 Days: July 25 – July 29

In this beginner-level class, students will learn the software and principles to make animation. No computer literacy being necessary. Students will animate the classic ball bounce, elements & effects, character walk cycles and more! No prior animation experience is necessary, though students must have access to the program *Adobe Animate*. Drawing tablets are not required but strongly recommended.

\$325.00

