

Silvermine

Fall
2022



Silvermine School of Art

*John Vassos, 1932, Gifted Artist and Renowned Industrial Designer,
Influential Leader of Silvermine Guild*

Fall Session 2022

Courses and Workshops:

September 19 – December 17

Fall Session Holidays - School closed:

Rosh Hashanah - Monday, September 26

Yom Kippur - Wednesday, October 5

Thanksgiving – Wednesday, November 23,
Thursday, November 24 & Friday, November 25

Winter Session 2023

Begins January 9, 2023

REGISTRATION INFORMATION

Need Help Choosing the Right Course?

If you need assistance in your selection,
contact the school office at 203-966-6668, x 2 or
schooladmin@silvermineart.org

How to Register?

Online: www.silvermineart.org

Phone: 203-966-6668, ext. 2

NO IN-PERSON REGISTRATION, EMAIL or FAX

SCHOOL OFFICE HOURS

Monday – Friday

9 AM – 5 PM

1028 Silvermine Rd, New Canaan, CT

Phone: 203-966-6668, ext. 2

The school office is located across the
street from the main building—to the left
of the Silvermine Market.

GIFT CERTIFICATES

Silvermine School of Art has gift certificates
available in any denomination you wish.
Please call 203-966-6668, ext. 2 to purchase
gift certificates.

Silvermine Arts Center

COVID-19 Masking Policy

Masking requirements will be
determined by individual instructors.
Students enrolled in a program, in which
the instructor requires masking to
participate, must adhere. Please view
the 'Additional Information section' of
each program to familiarize yourselves
with the instructor's masking
requirements.

If an instructor allows for a masking-
optional atmosphere, students should
consider CDC guidance, which
recommends that masks be worn while
indoors in an area with a high COVID-19
Community Level, when making the
decision to mask or unmask.

COVID-19 Assumption of Risk

COVID-19, is highly contagious and
declared a worldwide pandemic by the
World Health Organization. People can
be infected and show no symptoms and
therefore spread the disease. COVID-19
can cause serious and potentially life-
threatening illness and even death. The
Silvermine Arts Center cannot prevent
you (or your family members) from
becoming exposed to, contracting, or
spreading COVID-19 while utilizing the
Center's services or premises. Therefore,
if you choose to utilize the Center's
services and/or enter onto Center's
premises you understand, acknowledge
and accept the risks that you may be
exposing yourself to and/or increasing
your risk of contracting or spreading
COVID-19.

Please visit our website for more details:
www.silvermineart.org

Please address inquiries regarding programs of study to:

Silvermine School of Art
1037 Silvermine Rd.
New Canaan, CT 06840-4398

Email:

schooladmin@silvermineart.org

Phone: 203-966-6668, ext. 2

SCHOOL POLICIES

Registration Fees, Enrollment Information, Course or Workshop Changes, Attendance, Cancellations, Refund information, etc.

<https://www.silvermineart.org/school/policies/>

OPEN SKETCH:

We are excited to be bringing back Open Sketch!

These sessions are open to the public ages 16 & up and provide the opportunity to work in a studio environment from a live model, in the artist's preferred medium. We have a maximum capacity of 12 students per session.

Models are of male and female genders and are nude for all bookings except the first Friday of every month.

Open Sketch sessions are all walk-in. Payment is made in CASH (exact change only) or with a check made out to Silvermine School of Art. There is no payment through a credit card.

Monday: \$20

Wednesday: \$20.00

Friday: \$30.00

SCHEDULE:

Monday:

(Changing Poses - Nude)

Studio: Auditorium

Time: 1:00 PM - 4:00 PM

Dates: September 19th – December 5th | 11 Weeks

No Session: September 26th

Wednesday:

(Changing Poses - Nude)

Studio: Auditorium

Time: 6:30 PM - 9:30 PM

Dates: September 21st - December 7th | 10 Weeks

** No Session: October 5th, November 23rd**

Friday:

(Single Long Pose - 1st Friday Portrait)

Studio: Studio 2

Time: 10:00 AM - 3:30 PM

Dates: September 16th - December 2nd | 10 Weeks

No Session: November 11th, November 25th

UPCOMING EVENTS

Centennial Celebration and Open House:

Saturday, September 10

Details to Follow



CONTENTS

Adult Courses	3-22
Adult Workshops	22-36
Youth Courses	37-42
Youth Online Courses	43
Youth Workshops	44-46
Family Workshops	47



These courses & workshops are introductory. They will provide students the foundation in the medium.

ADULT COURSES



PAINTING & DRAWING

Acrylic Abstract Painting

Aleksandr Razin

Thursday | 1:00 PM - 4:00 PM

11 Weeks: September 15 – December 1

Students of all levels develop a working knowledge of abstract painting that challenges them to see and interpret in new ways. Using acrylics students will learn color, line, movement, and form, through individual instruction. Subjects include landscape and still life, as well as non-representational forms.

\$535.00

Pastel Figure Drawing

Nomi Silverman

Thursday | 1:00 PM - 4:00 PM

10 Weeks: September 15 - December 1

Explore the radiant colors of pastels while also exploring the world of the figure. We will look at color, value, composition and concept as well as different drawing finishes and materials. Working individually with the instructor, students will move beyond using drawing merely to render objects accurately and will come to view drawing as a challenging vehicle for expression of both form and narrative.

\$605.00



Talking Heads: Portrait Painting

Heidi Harrington

Thursday | 9:30 AM - 12:30 PM

10 Weeks: September 15 - November 17

This course focuses on producing a more intimate view of a portrait. There will be individual attention as students work from a model. Throughout the course, there will be short demonstrations and examples of different artist's work. Each session will focus on one pictorial objective, such as tone, composition and color, as well as a focus on individual facial features. It welcomes both beginners and experienced artists.

\$605.00

Figure Drawing

Justin Wiest

Thursday | 9:30 AM - 12:30 PM

11 Weeks: September 15 - December 1

Learn the human figure's complex construction while heightening your ability to draw a figure from observation. Working from the model, emphasis on gesture, balance and proportion will be stressed throughout to aid in the illusion of credibility posed figures. Students should leave this class with a better understanding of the figure's key landmarks, form sense and construction as well as a greater ability to render a figure from life and from memory.

\$680.00



Beyond a Pretty Picture

Alex McFarlane

Thursday | 7:00 PM - 10:00 PM

11 Weeks: September 15 - December 1

You know you are good, but how do you get your painting to look like the vision in your head? This is tailored to the individual, from how you think about art to how you develop a personalized statement. Learn to analyze your vision and find a seamless balance between concept, composition and technique.

\$535.00

★ Acrylic Painting Projects for Beginners

Nash Hyon

Thursday | 1:00 PM - 4:00 PM

8 Weeks: September 15 - November 3

This class is designed for students new to acrylic painting. We will explore a series of painting projects using paint, collage and various acrylic mediums with abstract, still life and landscape included. Basic information on color, composition and individual style will be covered.

\$390.00

Abstract Painting

Natasha Karpinskaia

Friday | 9:30 AM - 12:30 PM

10 Weeks: September 16 - December 2

This class is intended for anyone who wants to explore non-representational painting, to strengthen and develop their own voice as a painter, and take some risks with their painting. We will experiment with color, proportion, shapes and texture. This course is suitable for those who want to have more confidence in their own way of painting in abstraction. Strong foundational painting skills are recommended.

\$485.00



Contemporary Impressionism and Beyond: Experience to Expression

Dmitri Wright

Friday | 9:00 AM - 12:00 PM

10 Weeks: September 16 - December 2

Friday | 1:00 PM - 4:00 PM

10 Weeks: September 16 - December 2

Develop our own unique style while discovering the philosophy and techniques used by the impressionist masters. Such methods used by the impressionists were taken from the classical and today used by the modernists are the tools you will learn from illustrative to the abstract. Students from all levels and interests, as well as those working in all materials and methods are welcomed from classical to abstract.

\$485.00

★ *Basic Techniques of Watercolors*

Alex McFarlane

Monday | 9:30 AM - 12:30 PM

11 Weeks: September 19 - December 5

This course is for beginners and experienced students who want to progress. Watercolor painting is about technical skills that can be learned. There will be a demonstration at the beginning of each class. How to relax and be comfortable while using watercolors is encouraged. In addition, inventive compositions for still life, figure and landscape will be encouraged.

\$535.00



Copying from the Masters

Justin Wiest

Monday | 9:30 AM - 12:30 PM

11 Weeks: September 19 - December 5

Copying old master works was a time-tested tradition throughout the ages. Students will work from high quality reproductions and be led through a step-by-step approach to thinking and working in the old master manner. Beginning with the drawing, then capturing and slowly building the layers of paint with glazes mixed with chalk and oil, students will learn the full process, which they can then introduce into their own methods of painting. Reproductions will be provided for the students.

\$530.00

★ *Introduction to the Art of Drawing*

Alex McFarlane

Monday | 1:00 PM - 4:00 PM

11 Weeks: September 19 - December 5

We begin by learning how to measure using our eye, how to create the proportions of our subject. When applying these methods of measurement and proportion, we give drama and expression to our drawings. Learn about shading, perspective and composition. Subjects include basic forms, the figure, portrait and landscapes. Every class will start with a demonstration and individual attention is given to each student.

\$565.00



★ **Foundation Drawing**

Matthew Shelley

Tuesday | 7:00 PM - 9:00 PM

12 Weeks: September 20 - December 6

This course will offer a comprehensive foundation in drawing for both beginners and those who wish to practice and brush up on their drawing skills. Working with a variety of dry materials, students learn to use line, value, gesture and perspective. Students will draw from observation; participants will learn to reorient their minds, focusing on the relationship of space rather than objects, working with still life, and landscape.

\$575.00

Intermediate Still Life & Landscape Painting

Kirill Doron

Tuesday | 10:00 AM - 1:00 PM

12 Weeks: September 20 - December 6

This course is for students with some background in drawing or painting. Working with landscape or still life, beginning oil painters will learn the fundamentals, including color, composition, form, and materials. Intermediate oil painters can hone existing skills and explore more complex challenges.

\$575.00

The Art of Still Life Painting

Justin Wiest

Tuesday | 9:30 AM - 12:30 PM

12 Weeks: September 20 - December 6

The class will investigate various styles of still life painting such as Dutch, French, and Impressionist. Each student will have their own setup which the instructor will help light and compose. Discussions of shape, color, and edges will start off each class. Still life is a great way to engage with the many topics that arise with oil, acrylic, and watercolor. The instructor will give technical demonstrations throughout the semester. Drawing experience is helpful.

\$575.00



Abstract Painting: Dynamics of Symbols and Color in Composition

Dmitri Wright

Wednesday | 9:00 AM - 12:00 PM

10 Weeks: September 21 - December 7

Wednesday | 1:00 PM - 4:00 PM

10 Weeks: September 21 - December 7

Develop your own unique personal vision as an abstract painter and explore new ideas via the art of the creative process. Focus will be on the abstracted from the representative - figure, landscape or floral in applying one's personal perception, temperament and aesthetical beauty for more expressive freedom in chosen subject. There will be presentations of color and compositional theory, in addition to playful exercises in working large. Students at all levels are welcome to work in any medium of their choice. Bring an Artist Journal and any supplies you are already working in.

\$485.00

Big Picture: Choose Your Theme Figure, Landscape, or Still Life

Alex McFarlane

Wednesday | 1:00 PM - 4:00 PM

10 Weeks: September 21 - December 7

This course is ideal for someone who wants to start, execute and finish one painting or drawing. For the narrative artist, there will be a sustained pose for the entire session. The still life artist will have an individual set-up tailored to meet his or her needs. For the landscape artist, there will be individual guidance in making nature look natural. There will be demonstrations. *Please note: If the class chooses to focus on the figure, an additional fee will be required

\$485.00

★*Painting 101: Foundation Painting*

Alex McFarlane

Wednesday | 9:30 AM - 12:30 PM

10 Weeks: September 21 - December 7

This course is for beginning and intermediate students who want to learn the techniques and procedures necessary for painting in oils or acrylics. Basic skills in drawing, composition, mixing and applying paint will be demonstrated. Subject matter will include still life, figure, portrait and landscape. You will be guided through the foundation steps towards a satisfying work of art.

\$535.00

★*Introduction to Japanese Brush Painting*

Maj Kalfus

Wednesday | 10:00 AM - 12:00 PM

5 Weeks: September 21 - October 26

Through the simplicity of minimalist brush strokes, learn the techniques used in the ancient art of brush painting known as Sumi-e . The art of brush painting aims at depicting the spirit of a subject through balance, rhythm and harmony. The techniques will be demonstrated in this class, exploring the use of brush, ink and rice paper. Students will learn to depict traditional images from nature such as orchids, bamboo, chrysanthemums and plum trees...mastering the unique brush strokes to execute each. Students will learn to use the distinctive Sumi-e materials: learn to make ink with ink sticks, learn about the different brush styles and how to hold them and how to utilize rice paper.

\$245.00



Painting with Encaustics

Nash Hyon

Wednesday | 1:00 PM - 4:00 PM

8 Weeks: September 21 - November 16

Explore the medium that works with a mixture of beeswax and pigment, giving your paintings a beautiful surface and depth. Learn the techniques, methods and history of the medium. A demonstration will start each class, followed by time to experiment or create your own painting, with individual instruction. No painting experience necessary. The school will supply major equipment. Other supplies can be purchased locally or online. This is a small class that gives students individual attention.

\$405.00

★ **Basic Drawing & Painting**

C.J Guerin

Thursday | 1:00 PM - 4:00 PM

10 Weeks: September 22 - December 1

This course is for the beginner or returning student to learn the fundamentals of drawing and painting. We begin with basic sketching techniques enabling students to accurately record what they see, and the second half of the course will introduce painting, color mixing, paint application, glazing, texture, and aerial and linear perspective. These sessions will be aimed at creating a still life and landscape.

\$485.00



Broaden the View

C.J Guerin

Thursday | 9:30 AM - 12:30 PM

5 Weeks: September 22 - October 20

This class is for students who have a working knowledge of sketching and painting. The sessions will be aimed at improving your painting through dynamic compositions, new and mixed materials, "out of the box" ideas, and various methods of working to stretch your concepts. The sessions will be aimed at landscape and still life to help you move on with your work to the next level while developing your own personal voice. There will be demonstrations and individual guidance in oil, watercolor and acrylic.

\$245.00

★ **Drawing & Painting in Combination**

Alex McFarlane

Saturday | 9:30 AM - 12:30 PM

10 Weeks: September 24 - December 3

This course is designed to instruct students in the fundamentals of drawing, composition and the basic techniques of painting. Mixing and applying paint will be demonstrated. Subjects such as still life, figure and landscape will be covered. Those who wish to draw exclusively are guided from a beginning thumbnail to a finished presentation. Likewise, the painters will learn their craft step-by-step.

\$485.00

★ **Watercolor Landscapes**

Wendy MacCordy

Tuesday | 9:30 AM - 12:30 PM

11 Weeks: September 27 - December 6

The fundamentals of watercolor will be taught and the emphasis will be on becoming comfortable with the spontaneous nature of the medium. We will focus on how to capture light filled landscape paintings by using the white of the watercolor paper. Demonstrations will be given at the beginning of each class. Bring your own landscape photographs as a reference.

\$535.00



Figures in Space: Figuration & Abstract Landscape

Paola Page

Tuesday | 10:00 AM - 12:00 PM

6 Weeks: September 27 - November 1

As you engage with the realm of color, shape and painterly techniques, you will begin to integrate these two visual entities in a totally inventive and exciting way! Navigating the pictorial plane, you will be guided through a combination of processes, stenciling, tracing, layering, painting and drawing that lead to a wide range of possible outcomes for a final painting.

\$225.00

The Big Statement

Paola Page

Tuesday | 1:00 PM - 3:00 PM

6 Weeks: September 27 - November 1

Starting with a series of abstract drawing and design exercises, you will quickly scale up work to fit larger formats. Through playful, thoughtful, strategic activities and painterly affects using bigger tools, you will move on to a final canvas (5-7 ft) to complete a dynamic visual statement.

\$260.00

★ *Discovering Your Inner Artist*

Lenny Moskowitz

Saturday | 10:00 AM - 1:00 PM

6 Weeks: October 1 - November 5

In this unique course, students of all levels will be introduced to new approaches for creating art. By using a sense of playfulness and simplification, we will explore different ways of art making. The course will cover the basics of value, color mixing and composition. We will investigate ways to develop a sense of space and depth through the use of color. Through demonstrations and individual guidance, students will explore and develop their own visual language.

\$295.00

Getting a Hold on the Language of Drawing

Josephine Robinson

Thursday | 9:30 AM - 12:30 PM

8 Weeks: October 13 - December 8

In this continuing course, on discovering a personal language in drawing, students will draw from organic/not man made still life objects. The drawings of these objects, will focus on discovering and describing the structure of these objects. Understanding structure, allows the artist to portray an object realistically, or 3 dimensionally. More importantly, it allows an artist to begin to think about design. Once students have observed and grasped the structure of the objects, students will be able to consider, and will be guided towards a construction of the whole drawing. This will have the effect of allowing your subject matter to exist as more than an "observed" object, or objects. In this way, students will naturally develop, or further develop, a personal vocabulary of drawing elements suited to sustaining a strong sense of design in their drawings. We will look at the drawings of the great masters and works from contemporary artists, in order to understand how their sense of design has heightened the artistry, and beauty, and execution, of their works.

\$390.00

Color Alchemy

Jill Nichols

Monday | 1:00 PM - 3:00 PM

8 Weeks: October 17 - December 5

Color is the most complicated and elusive element in painting. Unlock the mysteries of how we see color, the meaning of color, how light affects color, and the nuances of color mixing. Students will investigate ways of creating dynamic color interactions and experiment with value, contrast, temperature. Take away an enhanced working knowledge of color with hands-on references.

\$275.00

Laying Down the Bones

Jill Nichols

Monday | 10:00 AM - 12:00 PM

8 Weeks: October 17 - December 5

Any great painting starts with good bones. Students will learn ways of creating dynamic compositions, space, and strategic color. Students will paint from a source of their choosing.

\$275.00

Sculptural Figure & Portrait Painting in Oil or Pastel

Dean Fisher

Wednesday | 9:30 AM - 12:30 PM

6 Weeks: October 26 - December 7

Be prepared to squint, step back and use your big brushes! In this course, through the use of painting and drawing live models, you will learn fundamental approaches to capturing correct proportions, convincing gestures and realistic effects of light and shadow through the use of gaining an understanding of tone and color temperature. Another focus will be using oil, acrylic or pastels in a sculptural way, using these mediums to impart greater solidity and expressive potential using impasto and accentuated planes changes in the form. We will focus on these key principles to see how they are all interconnected and play vital roles in breathing life into our work. This is a course for all levels of ability with the majority of the instruction offered on a one to one basis geared to the level of each participant.

\$340.00



★ *Exploring Colored Pencils*

Nancy McTague-Stock

Wednesday | 1:00 PM - 2:30 PM

4 Weeks: September 28 - October 26

Are you a lover of color? Do you like texture? Do you want to learn to draw realistically and/or experiment with abstraction? Then, this class is for you! This four-week course will introduce you to colored pencil techniques. It is for both beginners and those with some drawing experience. I work with each student to help them achieve their desired results. You will each concentrate on what YOU are interested in while learning along the way! I will provide reference photos or you can bring your own photos or favorite items you wish to draw from or create your own personal still life!

\$275.00

★ **Journaling in Pen & Ink & Watercolor**

Nancy McTague-Stock

Wednesday | 1:00 PM - 2:30 PM

4 Weeks: November 2 - November 30

You may enjoy drawing and watercolor alike! This is a great class for those of you beginning or experienced who would like to combine these media in a journaling style. Whether you are a gardener, a beachcomber, a hiker, a cook or a poet, we can utilize your affinity for these things as a springboard for your journaling and other finished works of art!

\$275.00



CERAMICS

Potter's Wheel for All Levels

Jon Puzzuoli

Thursday | 7:00 PM - 10:00 PM

10 Weeks: September 15 - December 1

Whether you are new to the potter's wheel or wish to build upon your existing skills, this class will fill your needs. Beginners will be taught the important skills needed to create a vessel on the wheel. For those who have more experience, the class will focus on more complex shapes, various surface textures and alternative glazing methods. Class demos as well as individual instruction will be provided.

\$550.00

Pottery & Vessel Sculpture: Intermediate to Advanced

Keiko Ashida

Thursday | 10:00 AM - 1:00 PM

11 Weeks: September 15 - December 1

Intermediate and advanced students will explore alternative methods. A variety of wheel throwing, hand building, and surfacing, and glazing techniques will be covered. The emphasis is on using skills to build vessel sculptures on and off the wheel. Personal creativity will be encouraged.*class will not meet on Nov 24*

\$595.00



Beyond the Fundamentals of Pottery

Clare Lewis

Friday | 9:30 AM - 12:30 PM

12 Weeks: September 16 - December 9

Have fun while refreshing your basic skills and learning more advanced throwing. Demonstrations and individual help are offered to bring out the best in your projects and ideas, whether functional or sculptural. A variety of decorating and forming techniques, as well as glazing, will be addressed. The focus is on discovering your personal style and moving up to the next level.

\$640.00



On & Off the Potter's Wheel for All Levels

Jon Puzzuoli

Monday | 1:00 PM - 4:00 PM

11 Weeks: September 19 - December 5

Whether you've never touched clay or have been at it for years, this class will accommodate your needs. The initial focus of the class will be on the potter's wheel and will then transition to exploration of handbuilding techniques, with an emphasis on slab work. Beginners will be taught foundational wheel skills, general pottery techniques and gain an understanding of the complete ceramic process. For those who have more experience, the class will focus on complex forms, various surface treatments and advanced glazing methods. Class demos as well as individual instruction will be provided.

\$590.00

Exploring Soda Firing

Jon Puzzuoli

Tuesday | 3:45 PM - 6:45 PM

12 Weeks: September 20 - December 6

Create work, glaze and fire your pottery in our newly built Soda Kiln and learn about this unique firing process from beginning to end. During the beginning of the semester we design work with this firing method in mind. Weekly demos will refine your skills and individual instruction. Mid semester, we will explore flashing slips and 7 new glazes, including new crystalline matte and ash glazes. As a class we will then prep for the firing and strategically load the kiln. At the end of the semester, we will fire the kiln collectively and participate in adding wood, baking soda and salt through the kilning. The class will also have access to the gas reduction kiln.

\$715.00

Potter's Wheel for All Levels

Jon Puzzuoli

Tuesday | 7:00 PM - 10:00 PM

12 Weeks: September 20 - December 6

Whether you are new to the potter's wheel or wish to build upon your existing skills, this class will fill your needs. Beginners will be taught the important skills needed to create a vessel on the wheel. For those who have more experience, the class will focus on more complex shapes, various surface textures and alternative glazing methods. Class demos as well as individual instruction will be provided.

\$640.00

Clay Your Way

Clare Lewis

Tuesday | 9:30 AM - 12:30 PM

12 Weeks: September 20 - December 6

Whether new to clay, or experienced, your instructor will guide you through demonstrations and individual coaching. Throwing on the wheel and hand building will be offered. You can choose your own approach: functional or sculptural. The emphasis is on discovering your unique creativity while having fun and learning new techniques.

\$640.00

Bisque Molds for Plates & Bowls

Don Reynolds

Wednesday | 4:00 PM - 7:00 PM

10 Weeks: September 21 - December 7

Using the wheel, we will create simple forms to use as slump, and or hump molds that will be used to transform slabs of clay into beautiful bowls and plates. Basic knowledge of the potter's wheel is required to make the mold forms on, but this class will not focus on wheel thrown pottery. In addition to creating bisque molds that are unique to each student, we will also spend some time making low tech press molds from found objects to produce an array of sprigs that can further adorn our slab constructed wares. Experienced students who are drawn to the day/time of this class (it fits their schedule) are encouraged to apply. Those students should be aware that most of the focus of this class, as well as demos, will be geared to creating, and using bisque molds. We will also explore the use of commercial underglazes (students must purchase their own) to create graphic, colorful surfaces.

\$550.00



Intermediate & Advanced Ceramics

Heather Houston

Wednesday | 10:00 AM - 1:00 PM

10 Weeks: September 21 - December 7

Explore the process of intermediate to advanced throwing, hand building, construction and glazing techniques. Students will build on basic skills to learn how to make complex forms and interesting shapes using both hand building and wheel throwing techniques. Everyone will receive individual instruction in addition to class demos and will be encouraged to work independently on projects.

\$550.00

Pottery & Vessel Sculpture: Intermediate to Advanced

Keiko Ashida

Saturday | 10:00 AM - 1:00 PM

12 Weeks: September 24 - December 10

Intermediate and advanced students will explore alternative methods. A variety of wheel throwing, hand building, and surfacing, and glazing techniques will be covered. The emphasis is on using skills to build vessel sculptures on and off the wheel. Personal creativity will be encouraged.*class will not meet on Nov 24*

\$640.00



PRINTMAKING

Monotype Printmaking

Natasha Karpinskaia

Thursday | 1:00 PM - 4:00 PM

12 Weeks: September 15 - December 8

Thursday | 9:30 AM - 12:30 PM

12 Weeks: September 15 - December 8

Participants will learn all the basic techniques for creating monotypes: multiple plates, chine colle', stencils and viscosity. It will focus on practicing, experimenting and letting the process lead you to new innovations. Discover endless possibilities as you print more. Emphasis is given to helping each student develop a personal knowledge of the process.

\$595.00

★*Experimental Printmaking*

Martha Bloom

Monday | 6:30 PM - 9:30 PM

5 Weeks: September 19 - October 24

Monday | 6:30 PM - 9:30 PM

5 Weeks: November 7 - December 5

Discover a multitude of printmaking techniques, through experimentation with a focus on student's personal expression and aesthetic. Painting Collaging or drawing into finished prints will also be reviewed and practiced as desired. Careful individual attention and direction will be given in: Preparation of paper; inking of plates and textures; composition; self-expression; pallet; embossment; composition and approaches to using the press; textural work and much more!

\$265.00

★*Woodblock Printmaking*

David Gesualdi

Tuesday | 10:00 AM - 1:00 PM

12 Weeks: September 20 - December 6

Students will be encouraged to experiment with the wide range of materials and tools that can be utilized to create wood block prints. Demonstrations will be given in carving the block using a wide variety of woods and MDF boards. Students will have the opportunity to experiment with a wide variety of tools used for carving and mark making. All aspects of printing will be used including printing in multiple colors. The blocks will be printed on press and a wide range of hand printing techniques will also be demonstrated.

\$595.00





METAL & SCULPTURE

★ ***The Art of Stone Sculpture***

Andrew Davis

Thursday | 10:00 AM - 2:00 PM

11 Weeks: September 15 - December 1

Students will learn, through hands-on experience and demonstrations, this timeless art of sculpting stone and working with various types of stone. Experience hand and power tools while executing a stone piece. You will be taken through the entire process from stone selection to carving and polishing.

\$685.00

★ ***The Art of Stone Sculpture***

Andrew Davis

Thursday | 7:00 PM - 10:00 PM

11 Weeks: September 15 - December 1

Students will learn, through hands-on experience and demonstrations, this timeless art of sculpting stone and working with various types of stone. Experience hand and power tools while executing a stone piece. You will be taken through the entire process from stone selection to carving and polishing.

\$540.00

★ ***All Levels: Metal Sculpture***

Justin Perlman

Saturday | 9:00 AM - 1:00 PM

12 Weeks: September 17 - December 3

All levels will learn the methods and techniques to create traditional, contemporary and functional three-dimensional pieces of art. There will be demonstrations of various pieces of equipment, including oxy-acetylene and electric arc welding. Among many other lessons, forging, will introduce students to the concept of annealing and hardening of metal. Students should wear work boots, long sleeved cotton clothing, and bring work gloves. Long hair must be tied back. Materials will be discussed at the first class.

\$625.00



Methods and Materials in Sculpture

Justin Perlman

Monday | 1:30 PM - 4:30 PM

11 Weeks: September 19 - December 5

This class is an opportunity for novice and advanced student alike to explore new tools and materials in the world of three-dimensional art. Whether you are interested in classical art or modernist work, this class will help you develop a work of sculpture in whatever material you choose. Emphasis will be on the techniques and the usage of tools for the given medium. From stone carving to welded steel, from two-inch model to large-scale work, this class offers a wide range for the student's interests.

\$585.00



The Art of Sculpture and Bronze Casting

Justin Perlman

Monday | 10:00 AM - 1:00 PM

11 Weeks: September 19 - December 5

This course provides an exploration of the art, techniques and practices based on traditional methods of lost wax bronze casting. Students will prepare a wax object, create the mold, and cast sculptural pieces in bronze. After the pour, students will have the opportunity to finish their bronze sculpture. Students will leave with one small bronze sculpture. There is an additional fee for all bronze including gating once your artwork is poured. Fee depends on weight and market value of the bronze. Additional fee must be paid at the end of the semester.

\$770.00

★ *Figure Sculpture Revisited*

Julia Murphy

Tuesday | 9:30 AM - 12:30 PM

6 Weeks: September 20 - October 25

This course encourages students to create their own reality of a live model in clay. Guided by the fundamentals of building the human figure, students will learn a practical approach to anatomy, proportion and design. Students may choose their own approach to their projects, including bas-relief or 3-dimensional images of the full figure, head or fragment. The sculpture will be modeled in terra cotta clay, hollowed, air dried and fired. There will be an additional fee for firing pieces.

\$420.00





JEWELRY & METALSMITHING

★ ***Basic Jewelry & Silversmithing***

Gail Bradshaw

Monday | 10:00 AM - 1:00 PM

11 Weeks: September 19 - December 5

This introductory class is perfect for anyone who wishes to explore the art of jewelry fabrication. Through demonstrations and hands-on experience, students will be taught basic metalsmithing and jewelry skills. The focus will be on learning these fundamentals – sawing, drilling, filing, riveting, soldering, basic bezel construction, and finishing. Sawing, one of the first tasks can be initially challenging - however, it is a critical element of metal fabrication. Projects are tailored to build proficiency with techniques and tools. The first is a cold connection, riveted design for acquiring basic competence with tools and processes, followed by bezel fabrication for a cabochon. No experience necessary. Students who already have some skills will be able to expand their craft with new and different projects.

\$515.00

Intermediate Jewelry & Silversmithing


Gail Bradshaw

Monday | 6:30 PM - 9:30 PM

11 Weeks: September 19 - December 5

This intermediate jewelry class is designed to build on metalworking skills learned in the Basic Jewelry course, with the goal of refining proficiency and adding more advanced jewelry techniques and design abilities. Project choices are flexible focusing on student needs and enhancing the student's skill set. Requirements: 2 or more Basic Jewelry classes or equivalent and approval from instructor.

\$515.00



Intermediate Jewelry & Silversmithing

Gail Bradshaw

Wednesday | 10:00 AM - 1:00 PM

10 Weeks: September 21 - December 7

Wednesday | 1:30 PM - 4:30 PM

10 Weeks: September 21 - December 7

This intermediate jewelry class is designed to build on metalworking skills learned in the Basic Jewelry course, with the goal of refining proficiency and adding more advanced jewelry techniques and design abilities. Project choices are flexible focusing on student needs and enhancing the student's skill set. Requirements: 2 or more Basic Jewelry classes or equivalent and approval from instructor.

\$475.00

Enameling on the Edge: Intermediate Level

Gail Bradshaw

Thursday | 10:00 AM - 1:00 PM

10 Weeks: September 22 - December 1

This intermediate technique-based course will continue the exploration of traditional enamel skills, such as cloisonné and champlevé. In addition, newer enameling procedures will be introduced. Classes are small so register early. Open to only experienced enamelists.

\$495.00

★ *Wax Carving & Jewelry Making*

Suzanne Donahue

Thursday | 6:00 PM - 9:00 PM

6 Weeks: September 22 - October 27

Learn the fundamentals of Wax Carving to create unique jewelry pieces. You will learn to complete jewelry designs utilizing different wax carving and forming techniques. Beginning by designing and carving a ring or charm in hard wax while learning to use files, burs, and carving tools for subtractive sculpting. Your finished piece will be cast finished in Brass or Silver.

\$315.00



Hollow Form Ring

Maureen Henriques

Sunday | 10:00 AM - 1:00 PM

6 Weeks: September 25 - October 30

Students will learn how to construct a lightweight and comfortable hollow ring from sterling silver sheet metal. In this class, we will explore the soldering techniques that make construction of hollow rings and other forms possible. We will learn how to find and calculate our ring size, explore the use of a rolling mill and other ways to create texture, fabrication of the hollow form, creating the setting for the stone, use of basic jeweler's tools, and setting our stones. Instructor will provide all materials including sterling silver sheet, wire, bezel wire, and stones

\$395.00



Keepsake Locket

Maureen Henriques

Friday | 10:00 AM - 1:00 PM

6 Weeks: October 28 - December 9

Students will learn the mechanics and techniques of creating a hinged sterling silver locket. What will you keep inside? Experience is a must.

\$375.00



SPECIAL STUDIES

Sogetsu Ikebana: The Japanese Art of Flower Arrangement

Shizue Pleasanton

Wednesday | 10:00 AM - 12:00 PM

10 Weeks: September 21 - December 7

Sogetsu Ikebana is much more than "Japanese flower arranging," it is a modern form of an ancient art of sculpture with living materials. Students will learn the traditional principles and aesthetic disciplines, combined with creative energies to capture, express and enhance natural beauty. Students should bring vessels, shears, pin-holders and plant materials or you can purchase some plant materials from the instructor for a nominal cost.

\$385.00

★ *Introduction to Sogetsu Ikebana: The Japanese Art of Flower Arrangement*

Shizue Pleasanton

Saturday | 10:00 AM - 12:00 PM

6 Weeks: September 24 - October 29

Sogetsu Ikebana is much more than "Japanese flower arranging," it is a modern form of an ancient art of sculpture with living materials. Beginner students will be introduced to the traditional principles and aesthetic disciplines, combined with creative energies to capture, express and enhance natural beauty. Students should bring vessels, shears, pin-holders and plant materials or you can purchase some plant materials from the instructor for a nominal cost.

\$250.00





MIXED MEDIA & COLLAGE

★ **Mixed Media Journaling**

Lori Bloom

Monday | 10:00 AM - 1:00 PM

5 Weeks: September 19 - October 24

Tuesday | 10:00 AM - 1:00 PM

5 Weeks: September 20 - October 25

**** This class will be held at the NEST Arts Factory – Studio 33 - 1720 Fairfield Ave, Bridgeport, CT 06605 **** In this class, students will work independently on their own journal pages. We will also work on a larger canvas piece along with the smaller pages. Introductions to new materials and various methods that involve layers upon layers of paint, textures, words, drawings, stencils, images and more will be given in each class. Symbolism, synonyms, phrases, and free writing will help each artist create their own page.

\$245.00

Figures in Space: Figuration & Abstract Landscape

Paola Page

Tuesday | 10:00 AM - 12:00 PM

6 Weeks: September 27 - November 1

As you engage with the realm of color, shape and painterly techniques, you will begin to integrate these two visual entities in a totally inventive and exciting way! Navigating the pictorial plane, you will be guided through a combination of processes, stenciling, tracing, layering, painting and drawing that lead to a wide range of possible outcomes for a final painting.

\$225.00

Painting with Encaustics

Nash Hyon

Wednesday | 1:00 PM - 4:00 PM

8 Weeks: September 21 - November 16

Explore the medium that works with a mixture of beeswax and pigment, giving your paintings a beautiful surface and depth. Learn the techniques, methods and history of the medium. A demonstration will start each class, followed by time to experiment or create your own painting, with individual instruction. No painting experience necessary. The school will supply major equipment. Other supplies can be purchased locally or online. This is a small class that gives students individual attention.

\$405.00



★ **Creative Collage**

C.J. Guerin

Thursday | 9:30 AM - 12:30 PM

5 Weeks: November 3 - December 15

Through collage, we will explore both representational and abstract imagery with an emphasis on finding new ways of "seeing" composition, color, and personal expression. This class will include drawing, painting, various printmaking techniques, as well as, new materials, that will take students on an artistic journey, and allow them an immediate expression. This class is for the beginner and experienced collage artist.

\$245.00

ADULT WORKSHOPS



PAINTING & DRAWING

★ **Landscape Painting to Live Music**

Karen Siegel

Thursday | 6:00 PM - 9:00 PM

1 Day: September 15

Friday | 6:00 PM - 9:00 PM

1 Day: September 16

Learn how to paint a landscape step-by-step. We will explore various watercolor techniques including color mixing and shading while professional acoustic bass musician will improvise during the class. Discover your creative process in a relaxed environment while listening to live music!

\$95.00

★ **One Night Stand: Fluid Acrylic Pours**

Nash Hyon

Friday | 7:00 PM - 9:00 PM

1 Day: September 16

Friday | 7:00 PM - 9:00 PM

1 Day: November 4

Friday | 7:00 PM - 9:00 PM

1 Day: September 30

Friday | 7:00 PM - 9:00 PM

1 Day: November 18

Come learn the techniques, tips and tricks of acrylic pours in this fun, interactive workshop. Learn various techniques to create abstract paintings without any painting experience. Each person will do two different pours on canvas that create multi-colored abstract designs. Please come dressed for mess. Bring two pizza boxes that fits two 12 x 12 canvases to take home wet artwork.

\$60.00

★ **Beginner Watercolor Workshop**

Wendy MacCordy

Saturday, Sunday | 10:00 AM - 1:00 PM

2 Days: October 1 - October 2

Experience the fun of watercolor painting. This workshop is designed for students who are beginners in watercolors and would like to learn the fundamentals of the medium. We will explore watercolor materials, techniques, and color mixing in a relaxed atmosphere. There will be demonstrations every day and lots of individual attention. Bring your own photographs for painting inspiration.

\$165.00



Loosen Up!

Souby Boski

Sunday | 11:00 AM - 3:00 PM

1 Day: October 2

Students will learn how to loosen up and apply their paint in a more gestural, painterly manner. Techniques and observations on what it will take to "loosen-up" your paintings. Nearly all of these tips have a common denominator - simplification. The more you simplify what you do, the more it frees your mind to concentrate on staying loose. Students will practice using bigger brushes, more paint and working faster. We will take color to new unexpected places, departing from realism.

\$120.00

★ **Introduction to Encaustic Painting (Hot Wax)**

Nash Hyon

Saturday | 10:00 AM - 3:00 PM

1 Day: October 8

Love how encaustic paintings look? Want to know more about it and try it out without a large investment of time or materials? In this workshop you will learn all the basics including, tools, techniques, and safety. After demonstrations, you will have time to work hands-on with this unique and historic medium that is gaining popularity among all types of artists. The school will supply all of the equipment. Please see our website for additional materials you should bring.

\$160.00

★ **Beginner Watercolor Workshop**

Wendy MacCordy

Wednesday - Friday | 10:00 AM - 1:00 PM

3 Days: October 12 - October 14

Experience the fun of watercolor painting. This workshop is designed for students who are beginners in watercolors and would like to learn the fundamentals of the medium. We will explore watercolor materials, techniques, and color mixing in a relaxed atmosphere. There will be demonstrations every day and lots of individual attention. Bring your own photographs for painting inspiration.

\$255.00

One Night Stand: Fluid Acrylic Pours II

Nash Hyon

Friday | 7:00 PM - 9:00 PM

1 Day: October 21

Friday | 7:00 PM - 9:00 PM

1 Day: December 2

Loved doing fluid acrylic pours? Acrylic Pours II will go beyond the "dirty" pour technique to two new ways to create unique, multi-colored abstract designs on canvas. The school supplies all materials but please bring boxes (pizza ones work best) or metal roasting pan that fits two 12 x 12 canvases to bring your WET canvases home while keeping them flat. Dress for a mess! Participant should have attended Acrylic Pour I.

\$60.00

Floral Still Life Painting

Jill Nichols

Saturday, Sunday | 10:00 AM - 3:00 PM

2 Days: October 22 - October 23

Painting from direct observation is the best way to develop one's visual perception and understanding of how best to translate 3 dimensions into 2. In this weekend workshop students will be painting the floral still life while investigating the ways of creating space and how to place elements within space.

\$280.00

Combining Figure & Still Life in Watercolors


Christy Gallagher

Saturday, Sunday | 10:00 AM - 3:00 PM

2 Days: October 29 - October 30

Combining the figure and still life give us an opportunity and challenge to explore two often separate traditions. The painting's structure and form be will emphasized as well as the importance of realizing the strength of economy, in both color and composition. Color theory and strategies will be discussed in depth. We will be guided by examples of the greats: Degas, Bonnard, Matisse, Fairfield Porter and Alice Neel among others. Demonstrations and critiques are part of the class. This class is designed for painters with some experience in watercolor.

\$320.00



★ *Introduction to Expressive Abstract Painting Workshop*


Heather Neilson

Sunday | 10:00 AM - 4:00 PM

1 Day: October 30

In this painting workshop, you will learn approaches for creating expressive abstract paintings using acrylic paint. Through exercises on high quality mixed media paper, you will learn principles of composition, color, value and line. We will use a variety of tools to build dynamic and unique paintings. Mostly, you will learn how to loosen up and enjoy painting from a place of intuition and expression.

\$180.00



★ **Mindful Making - Embodied Memory**


Joanne Keane

Friday | 10:00 AM - 1:00 PM

1 Day: November 4

In this exploratory workshop we will use mindful movement breathing exercises and meditations to remove creative blocks and find our inner inspiration. Students will be guided in deep relaxation to world music and soundscapes. Together, we will stretch our bodies, open our hearts, expand our minds and then create! We will engage in art-making in short bursts; painting, collaging and incorporating mark making and the written word into a layered expressive art piece created in the moment. Expressing freely onto the canvas or paper, our objective is to discover what treasures we hold, and create pathways to inform our creative process and future artworks. We will create an atmosphere of acceptance in this workshop that gives confidence and breaks down rigid habits. All abilities welcomed. Fun will be had.

\$85.00



Learning from Clouds

Jill Nichols

Saturday | 10:00 AM - 3:00 PM

1 Day: November 19

John Ruskin's, (19th century art critic), words still hold true, "It is a strange thing how little in general people know about the sky. It is the part of all creation in which nature has done more for the sake of pleasing man(kind), more, for the sole and evident purpose of talking to him and teaching him, than in any other of her works, and it is just the part in which we least attend to her. And yet we never attend to it, we never make it a subject of thought..." In this workshop we will give clouds their due. Studying and creating cloud structures with use of subtle values and colors. Jill will be demonstrating followed by students creating several cloud studies. Clouds are the essential ingredient in any landscape painting and lend themselves well to plasticity and abstractions.

\$140.00

Artistic Anatomy Workshop


Justin Wiest

Saturday, Sunday | 10:00 AM - 2:00 PM

2 Days: November 19 - November 20

This class will observe and draw the figure model while referring to anatomical charts and models. The goal of the workshop is for the individual artist to be able conceive a figure in their mind's eye and apply their observations of the live model to it. Each day will feature a specific anatomical topic and exercise. Historical approaches and techniques will be covered as well. All levels are welcome.

\$265.00



Classical Still Life

Justin Wiest

Saturday, Sunday | 10:00 AM - 2:00 PM

2 Days: December 3 - December 4

This demonstration will deal with making a painting front start to finish. How to conceive and record initial ideas while editing the composition. Lighting and atmosphere are very important elements that often are ignored. Tips will be given on how to make your personal space or studio optimal for still life painting.

Students are encouraged to paint along with the instructor and to ask any questions. Materials can be any medium you are comfortable working with in painting or drawing. Day 1: The Composition and Block-In Day 2: Resolution, Edges, and Glazes

\$230.00



Color Alchemy Workshop

Jill Nichols

Saturday, Sunday | 10:00 AM - 3:00 PM

2 Days: December 3 - December 4

Color is the most complicated and elusive element in painting. Unlock the mysteries of how we see color, the meaning of color, how light affects color, and the nuances of color mixing. Students will investigate ways of creating dynamic color interactions and experiment with value, contrast, temperature. Take away an enhanced working knowledge of color with hands-on references.

\$270.00



Classical Portrait Drawing

Justin Wiest

Friday - Sunday | 10:00 AM - 3:00 PM

3 Days: December 16 - December 18

Drawing is a crucial skill to develop for any artistic endeavor and that's especially true for portrait. The sitter's likeness is developed with shapes and edges. Drawings will comprise a full value scale that prioritize important information. The instructor will offer strategies for rendering in a clean and predictable way. This workshop is geared towards students who are interested in focusing and patiently acquiring a sincere likeness of the model.

\$460.00





CERAMICS

★ ***Wheel Throwing for Total Beginner***

Wendy Hower

Sunday | 10:00 AM - 4:00 PM

1 Day: September 11

Ever wanted to spend a day learning the basics of the pottery wheel? If so, this class is for you. Come spend the day with fellow beginners as they learn to create on the wheel. We will make plates, bowls and cylinders. All pieces will be bisque fired in the studio kiln and glaze fired as well. Clay and firing costs are included in the cost of the workshop.

\$160.00



Flower Bricks

Jess Palmer

Monday - Wednesday | 10:00 AM - 3:00 PM

3 Days: September 12 - September 14

Intermediate combination wheel throwing and hand building flower bricks. Students will get creative throwing and altering components for flower brick vases. Hand built parts will be made to complete the forms. This course will have a substantial focus on surface design and decoration techniques including piercing, incising, sprigging, stamping, and carving.

\$360.00



★ **One Night Stand: On the Potter's Wheel**

Jon Puzzuoli

Friday | 7:00 PM - 9:00 PM

1 Day: September 16

Friday | 7:00 PM - 9:00 PM

1 Day: September 23

Friday | 7:00 PM - 9:00 PM

1 Day: October 7

Friday | 7:00 PM - 9:00 PM

1 Day: October 21

Friday | 7:00 PM - 9:00 PM

1 Day: November 4

Friday | 7:00 PM - 9:00 PM

1 Day: November 18

Friday | 7:00 PM - 9:00 PM

1 Day: December 2

Friday | 7:00 PM - 9:00 PM

1 Day: December 16

Join us for a fun evening out with friends or family! The evening will start with a wheel throwing demonstration followed by an opportunity for you to learn how to throw on the potter's wheel. You'll create your very own bowl(s) which we will glaze and fire for you to pick up at a later date. We promise you'll have a blast and it will be a different experience for you. Bring a friend, family member or a date, and enjoy the evening. The pieces will take four to six weeks to fire, and the school office will notify you when pieces are ready to be picked up.

\$60.00

Luxurious Luster

Jess Palmer

Saturday | 10:00 AM - 1:00 PM

1 Day: September 17

In this 3 hour luster workshop students will learn the basics of applying Gold, Silver, and Mother-of-Pearl lusters to bring a magical sparkle and luscious shine to their finished pieces. I will focus on application techniques, design considerations, and placement options based on form and decoration. Discussions will include, safety, surface finishes, application, brushes and cleaning methods, as well as a brief discussion of firing process. Each student should bring 3 glazed finished works (Cone 6-10) to test application techniques and placement on. Glossy surfaces will yield shiny results, while matte or raw clay surfaces will yield a more subtle matte finish. Mother-of-pearl is best applied over glossy glaze surfaces. Students will must provide a respirator and vapor cartridges to participate in this workshop.

\$135.00



Raku Workshop

Jon Puzzuoli

Sunday | 10:00 AM - 5:00 PM

1 Day: September 25

Sunday | 10:00 AM - 5:00 PM

1 Day: October 2

Students bring their bisque pieces and spend the day glazing and firing in the raku kiln. We will do a combination of firings: traditional raku, and fuming techniques using horsehair and feathers. Students should use white stoneware clay, which may be purchased in advance. Pieces can be bisque fired in Silvermine's kiln two weeks prior to the date of the workshop. We will accommodate as many firings as the day allows. Expect to get at least 5 medium size (approximately 8 x 8 x 8 inches would be considered medium size) pieces fired. Pieces should be based on cylindrical forms, not flat, or over 10 lbs. Students must wear cotton clothing that covers arms and legs, sturdy shoes, and hair must be tied back.

\$235.00

Texture Tiles

Wendy Hower

Sunday | 10:00 AM - 4:00 PM

1 Day: October 16

Come spend the day learning different ways to create textures on your work. We will be using porcelain tiles for the workshop to provide the best contrast in texture for the different techniques we will be exploring. Carving, rolling, sculpting and shellack are only a few of the many ways you can enhance your pieces. Workshop includes all materials needed, students will be able to have their work bisque fired in the studio kiln.

\$160.00



Ceramic Basket Weaving

Wendy Hower

Sunday | 10:00 AM - 4:00 PM

1 Day: November 6

Ever wondered how ceramic woven baskets are created? This fun all hands-on workshop will have you weaving clay in no time. Come spend the day with me as we weave our ceramic baskets, plates and more. Workshop includes all materials needed, students will be able to have their work bisque fired in the studio kiln.

\$160.00



PRINTMAKING

Collage Workshop with Gel Plate Printing

Nash Hyon

Saturday | 10:00 AM - 3:00 PM

1 Day: October 15

In this one day workshop we will begin the day by creating gel plate prints on a variety of papers. During the afternoon we will use these prints along with a variety of other papers, paints and stencils to create a finished collage. The instructor will provide supplies for this class, students are recommended to provide collage, and art materials that they may have available.

\$130.00



★ **Silvermine Saturday: Gel Plate Printing**

Nash Hyon

Saturday | 2:00 PM - 4:00 PM

1 Day: November 5

Saturday | 2:00 PM - 4:00 PM

1 Day: November 12

No experience needed! In this new, fun two hour workshop we will experience the magic of printing in multiple colors, design, textures and transfers using the gel plate. With water based paints multiple layers will be created by printing the same paper over and over. When these dry, the prints may be used for collage, cards, gift wrap or framed as finished artwork. You will be amazed at what you can make during the two hours of this workshop.

\$60.00

Silvermine Saturday: Gel Plate Printing II

Nash Hyon

Saturday | 2:00 PM - 4:00 PM

1 Day: December 3

In this new 2 hour Friday night class we will take all those wonderful gel plate prints that you made and create a collage "painting" on artists panel. We will use acrylic medium and a limited selection of colors for over painting and/or to use with stencils. Have fun and create a finished piece suitable for framing. Must have taken Gel Plate I to sign up.

\$60.00



WOODWORKING

Turning the Table

David Heim

Thursday - Saturday | 11:00 AM - 4:00 PM

3 Days: September 22 - September 24

This is a three-day course in which students will make a Shaker-inspired occasional table with turned legs in cherry. On day one, students will mill the leg blanks and stretchers to length, width, and thickness; they will cut mortises in the legs and tenons on the stretchers. On day two, they will turn the legs (learning how to turn identical pieces and how to produce a uniform taper); they will also glue up pieces to form the top. On day three, they will cut the top to size, assemble the table, and apply a quick-drying shellac finish.

\$360.00

★ **Furniture Design: Introduction to SketchUp**

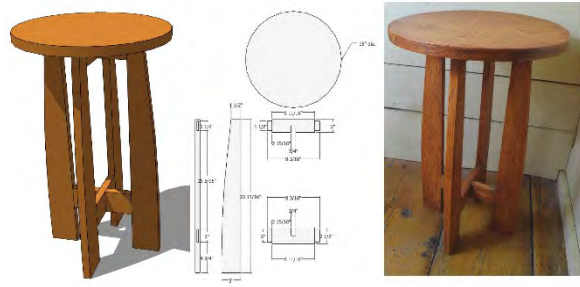
David Heim

Thursday | 10:00 AM - 4:00 PM

1 Day: September 29

In this course, you will learn the basics of the SketchUp 3D design program and leverage that knowledge to design your own original piece of furniture and generate a complete set of measured drawings. Then you'll move to the woodworking studio and use those drawings to build the piece you've designed. Students can be new to SketchUp, but they must have some woodworking experience.

\$145.00



★ **Wood Turning with Plywood**

David Heim

Saturday | 11:00 AM - 4:00 PM

1 Day: October 1

This course will introduce students to a venerable technique—creating bowls and vases from glued-up blanks of plywood. Rude Osolnik, one of the more influential turners from the twentieth century, popularized this technique. The layers of plywood produce striking effects in turned pieces. In this one-day course, students will make a weed pot and a small bowl, using blanks made from Baltic Birch plywood.

\$160.00



Making a Serving Platter

David Heim

Saturday | 11:00 AM - 5:00 PM

1 Day: October 8

In this one-day workshop, students will turn a hardwood serving platter that's 10 to 12 inches in diameter. They will also explore various options for decorating the piece—gilding, painting, carving—and they will apply a food-safe finish to the finished platter.

\$180.00





METAL & SCULPTURE

★ A Day to Weld!

Justin Perlman

Sunday | 10:00 AM - 4:00 PM

1 Day: September 18

This workshop is for beginning students. If you have ever wondered what it would be like to weld or create something out of metal, this is the workshop for you. This is a hands-on workshop. Through demonstrations of equipment and safety rules you will create a piece of art. Students should wear cotton clothing with long-sleeves and long pants, work boots and no open toed shoes. Long hair must be tied back. Bring work gloves. All materials are provided.
\$200.00



JEWELRY & METALSMITHING

Sterling Silver Bezel Set Ring

Maureen Henriques

Saturday | 9:00 AM - 4:00 PM

1 Day: September 24

Perfect for beginners! This bezel setting class will get you on your way to creating a variety of jewelry designs. Students will learn how to create and solder bezels, measure and calculate their ring size, fashion and solder a ring shank, basic use of jeweler tools, and techniques, and of course... setting the stone!

\$240.00



Sterling Silver Ride the Wave Bangle Bracelet

Maureen Henriques

Saturday | 9:00 AM - 4:00 PM

1 Day: October

Ride the wave! Create a piece that is fun and as totally unique as you are! Students will learn how to measure and calculate their bracelet size, the use of specific hammers, bracelet mandrels, cupola punches, achieving patina colors, and how to embellish their bracelet by pinning.

\$235.00



★ *Experimental Enameling: Beginning & Intermediate Levels*

Gail Bradshaw

Friday, Saturday | 10:00 AM - 4:00 PM

2 Days: October 21 - October 22

Capture the spectacular luminosity of reflected light in one-of-a-kind enamel art. This is a very forgiving and fun medium with a breathtaking surprise when the kiln door is opened! Gain an understanding of enameling while having fun playing with color on copper and experimenting with numerous embellishments. Basic introduction includes preparation of enamel, working with opaque and transparent colors, dry sifting and wet inlaying techniques. New as well as traditional methods will be explored. Techniques covered include: stenciling, watercolor, marker, rubber stamps, luster, basse taille (enamel over texture), sgraffito (scratching through sifted enamel to create patterns) and cloisonne (wire separation enamel). Experimentation is encouraged! No experience necessary.

\$270.00



PHOTOGRAPHY & DIGITAL ARTS

★ *Basics of Your Digital Camera*

Bruce Dunbar

Saturday | 10:00 AM - 2:00 PM

1 Day: September 24

Become familiar and comfortable with your digital camera. We will go over all the basic controls of the digital camera. Students will also learn photography terms and learn the icons that appear on the camera's LCD screen. Students will learn by seeing some examples and by doing some shooting in class to have a visual record of some of the digital camera controls.

\$120.00

★ ***Furniture Design: Introduction to SketchUp***

David Heim

Thursday | 10:00 AM - 4:00 PM

1 Day: September 29

In this course, you will learn the basics of the SketchUp 3D design program and leverage that knowledge to design your own original piece of furniture and generate a complete set of measured drawings. Then you'll move to the woodworking studio and use those drawings to build the piece you've designed. Students can be new to SketchUp, but they must have some woodworking experience.

\$145.00

★ ***Basics of iPhone Photography***

Bruce Dunbar

Saturday | 10:00 AM - 2:00 PM

1 Day: October 15

Learn to take full advantage of all the capabilities of your iPhone camera. During this workshop, you'll learn how and when to use the different modes of the iPhone camera. Some tips and tricks of iPhone photography and how to make the most of your phone's camera will be discussed. No

★ experience necessary!

\$120.00

iPhone Photography: Shooting and Editing with Lightroom Mobile

Bruce Dunbar

Saturday | 10:00 AM - 2:00 PM

1 Day: November 5

Learn about the potential of the Lightroom mobile camera then learn to use Lightroom Mobile to edit your photos in a creative style. Class time will be split between lecture/demonstrations, shooting photos on Silvermine's campus and hands on editing. Basic camera tips and editing tips to enhance your images will be discussed. Students must have the Lightroom mobile app installed before class. If you have an iPad or laptop you can install the app there too, sync the photos for easier editing and bring along to the workshop. Open to all levels.

\$12.00



MIXED MEDIA & COLLAGE

★ ***Creative Aging: Collage & Conversation***

Judith Weber

Friday | 10:00 AM - 12:30 PM

2 Days: September 16 & September 23

Share your stories and bring them to life working with collage, mixed media, and mono-printing. Create your own painted papers, explore stenciling, layering textured surfaces, and integrate ephemera into your work. Demonstrations will help you to discover, explore and sharpen your skills while printing, pasting, and painting with a new relaxed approach. Individual guidance will be on-going and all levels are welcome to join! Creative Aging workshops are designed to connect to your inner artist! We all have one and through exploration and play you can not only create beautiful work but gain a sense of wonderment about the lives we have lived.

\$150.00



★ ***Creative Aging: Create Your Book of Memories***

Judith Weber

Friday | 10:00 AM - 12:30 PM

2 Days: October 7 & October 14

Embrace your creativity and bring your memories to the craft table. Working with photocopies of your favorite people and places, images sourced from magazines, found objects and odds and ends, you will explore photo-transfer, mixed-media techniques, mono-printing and layering as you cut, paste, and collage your own personal story while sharpening your crafting skills. Individual guidance will be on-going, and all levels are welcome to join! Creative Aging workshops are designed to connect to your inner artist! We all have one and through exploration and play you can not only create beautiful work but gain a sense of wonderment about the lives we have lived.

\$180.00



★ **Introduction to Encaustic Painting (Hot Wax)**


Nash Hyon

Saturday | 10:00 AM - 3:00 PM

1 Day: October 8

Love how encaustic paintings look? Want to know more about it and try it out without a large investment of time or materials? In this workshop you will learn all the basics including, tools, techniques, and safety. After demonstrations, you will have time to work hands-on with this unique and historic medium that is gaining popularity among all types of artists. The school will supply all of the equipment. Please see our website for additional materials you should bring.

\$160.00



Collage Workshop with Gel Plate Printing

Nash Hyon

Saturday | 10:00 AM - 3:00 PM

1 Day: October 15

In this one day workshop we will begin the day by creating gel plate prints on a variety of papers. During the afternoon we will use these prints along with a variety of other papers, paints and stencils to create a finished collage. The instructor will provide supplies for this class, students are recommended to provide collage, and art materials that they may have available.

\$130.00

Abstract Mixed Media Collage


Heather Neilson

Sunday | 10:00 AM - 4:00 PM

1 Day: November 20

In this workshop, you will create an Abstract Mixed Media Collage painting using hand made collage papers, acrylic paint and embellishments. You will learn how to bring basic principles of Value, Color, Composition and Shape into your work. Heather will guide you to trust your instincts and bring forth your personal style into your work.

\$165.00



YOUTH COURSES



PAINTING & DRAWING

★ **Youth Mixed Media & Journaling (Ages: 12-15)**

Lori Bloom

Monday | 4:00 PM - 6:00 PM

5 Weeks: September 19 - October 24

Wednesday | 4:00 PM - 6:00 PM

5 Weeks: September 21 - October 26

**** This class will be held at the NEST Arts Factory – Studio 33 - 1720 Fairfield Ave, Bridgeport, CT 06605 **** In this class, students will work independently on their own journal pages. We will also work on a larger canvas piece along with the smaller pages. Introductions to new materials and various methods that involve layers upon layers of paint, textures, words, drawings, stencils, images and more will be given in each class. Symbolism, synonyms, phrases, and free writing will help each artist create their own page.

\$235.00

★ **Exploring Drawing, Painting and More! (Ages: 7-9)**

Karen Siegel

Tuesday | 4:30 PM - 6:30 PM

11 Weeks: September 20 - December 6

In this course students will explore the elements of art (color, form, line, shape, space, texture, and value) through various artistic media. Subject matter will include still-life, landscape, abstraction and more. A different art technique will be introduced each week giving the young artist a chance to have fun exploring a variety of materials.

\$480.00



★ **Exploring Drawing, Painting and More! (Ages: 10-13)**

Karen Siegel

Wednesday | 4:30 PM - 6:30 PM

10 Weeks: September 21 - December 7

In this course students will explore the elements of art (color, form, line, shape, space, texture, and value) through various artistic media. Subject matter will include still-life, landscape, abstraction and more. A different art technique will be introduced each week giving the young artist a chance to have fun exploring a variety of materials.

\$435.00

Youth Art Studio (Ages: 13-17)

C.J Guerin

Thursday | 4:30 PM - 6:30 PM

10 Weeks: September 22 - December 1

Students will explore drawing, oil painting, printmaking and 3D work. We will learn the basics of each genre with an opportunity to learn about perspective, color mixing, composition etc. Students will be encouraged in finding their own personal voice with teacher support and guidance. This is a springboard class.

\$435.00

Life Drawing (Ages: 14-17)

Nomi Silverman

Saturday | 9:30 AM - 12:30 PM

8 Weeks: September 24 - December 3

This course will continue students' development of drawing techniques working directly from a live nude model. Students will gain experience solving problems with proportions, foreshortening and perspective as well as learning the various techniques of working with media.

This course will work with a clothed model exploring the face. Emphasis will be on developing painting skills while gaining self-confidence. Students will receive personal attention in the process of creating a convincing portrait painting as well as attaining knowledge of representing the face in a convincing realistic manner. The school provides all materials. The school will supply all materials.

\$605.00



★Youth Art Studio: Sketching and Painting (Ages: 9-13)

Wendy MacCordy

Tuesday | 4:30 PM - 6:30 PM

11 Weeks: September 27 - December 6

Students of all levels of experience who want to explore the magic of drawing and painting are invited to join this fun class. Through group and one-on-one instruction, students will be introduced to the fundamentals of color, line, and texture and shape techniques while exploring different styles of modern artists. Projects include drawing and painting from still life, landscape, portraiture and students' own creations.

\$475.00

★Methods of the Modern Masters (Ages: 8-11)

Patricia Wetzler

Thursday | 3:30 PM - 5:00 PM

6 Weeks: October 6 - November 10

In Methods of the Modern Masters, students will learn about artists and the styles which make them unique in the art world. The children will learn about the artist's lives, the art movements they were a part of and what materials and methods they used to make them stand out in the art world.

Working from examples of the artists master works, students will reproduce their own versions of the that artist' style using a variety of materials.

\$225.00





CERAMICS

★ ***Ceramics: Exploring Handbuilding (Ages: 10-13)***

Zach Dunn

Tuesday | 4:30 PM - 6:30 PM

8 Weeks: September 20 - November 8

During this course, your child will create multiple 3-D works of art from clay. Each session will involve making different objects from their imagination through various projects and guidelines. Slabs, pinch pots, coils, and additional techniques will be utilized and explored. The artworks created will have underglaze applied to add color and excitement to the finished creations. Students will not need to supply anything, the school will provide all materials. Students are advised to come to class in clothing that can get messy.

\$345.00



★ ***Clay for Teens (Ages: 13-17)***

Don Reynolds

Thursday | 4:00 PM - 6:00 PM

11 Weeks: September 15 - December 1

Let's get down into the mud, and get our hands messy, while learning to make pots out of clay. We will warm up by learning about the properties of clay while making pinch, coil, and/or slab constructed pieces. Next, we will make the giant leap to conquering the potter's wheel. With an open mind, and a lot of practice, students will be guided through the process of centering, opening, and pulling up the walls of a cylinder, or any other forms that strike their fancy. Students will transform their pieces into finished pots ready for use, by glazing and firing their unique masterpieces.

\$420.00





JEWELRY & METALSMITHING

★Beginner Metalsmithing (Ages: 14-17)

Maureen Henriques

Friday | 4:00 PM - 6:00 PM

6 Weeks: September 16 - October 21

Learn the basics of metalsmithing and jewelry making! We will explore techniques including sawing, filing, texturing, fusing, soldering, and finishing of metal pieces. You will also learn about cold connections, such as riveting and wire wrapping. Studio safety, setup, and guidelines for all techniques taught will be stressed throughout the week.

\$280.00



MIXED MEDIA & COLLAGE

★Mixed Media Art (Ages: 6-9)

Martha Bloom

Monday | 4:00 PM - 6:00 PM

5 Weeks: September 19 - October 24

Monday | 4:00 PM - 6:00 PM

5 Weeks: November 7 - December 5

Mixed Media is a good way to keep one's hand in all the fine art mediums like drawing painting printing collage assemblage and with their combinations. During the session there will be drawing from the model, still life and imaginative work. Painting both abstract and realistic collage using collected imagery, assemblage using 3D objects some sculpture with found objects and clay. A combination of mediums will be practiced as Mixed Media can incorporate personal expression. There will be an emphasis of working in one own style favored pallet and with interests and issues unique to each student -incorporated into their work Careful individual instruction and suggestions will be offered with some class discussion about art making artists techniques.

\$235.00

★ **Youth Mixed Media & Journaling (Ages: 12-15)**

Lori Bloom

Monday | 4:00 PM - 6:00 PM

5 Weeks: September 19 - October 24

Wednesday | 4:00 PM - 6:00 PM

5 Weeks: September 21 - October 26

**** This class will be held at the NEST Arts Factory – Studio 33 - 1720 Fairfield Ave, Bridgeport, CT 06605 **** In this class, students will work independently on their own journal pages. We will also work on a larger canvas piece along with the smaller pages. Introductions to new materials and various methods that involve layers upon layers of paint, textures, words, drawings, stencils, images and more will be given in each class. Symbolism, synonyms, phrases, and free writing will help each artist create their own page.

\$235.00



★ **Methods of the Modern Masters**
(Ages: 8-11)

Patricia Wetzler

Thursday | 3:30 PM - 5:00 PM

6 Weeks: October 6 - November 10

In Methods of the Modern Masters, students will learn about artists and the styles which make them unique in the art world. The children will learn about the artist's lives, the art movements they were a part of and what materials and methods they used to make them stand out in the art world. Working from examples of the artists master works, students will reproduce their own versions of the that artist' style using a variety of materials.

\$225.00



★ **Art & Drama (Ages: 6-9)**

Martha Bloom

Friday | 4:00 PM - 6:00 PM

6 Weeks: October 7 - November 18

This class will combine the exploration of fine art mixed media as well as theatre and drama. Students will work collaboratively to design write, and perform the play, while also creating a dynamic set, playbill/invitations and elements of their costumes. The class will begin with an overview of all fine art mediums: drawing, painting, collage, assemblage, sculpture and printing. Abstract and classical techniques will be practiced in all mediums with a focus on each student's personal expression, style and ideas. Students will be guided through a play writing process, in which they will create their own theme, characters and conclusion. Each child will decide on their level of involvement with the play and students will rehearse during class time. The play will be performed in the last hour on the last day of the session. Family members, friends and other classes are invited to attend their performance.

\$275.00



ONLINE YOUTH COURSES



★ **Animation Basics (Ages: 12-17)**

R.Lee

Sunday | 3:00 PM - 5:30 PM

6 Weeks: September 18 - October 23

In this beginner-level online class students will learn the software and principles to make animation. Students will animate the classic ball bounce, elements effects, character walk cycles and more! No prior animation experience is necessary, though students must have access to the program Adobe Animate. Drawing tablets are not required but strongly recommended.

\$280.00

★ **Storyboarding for Animation & Film (Ages: 12-17)**

R.Lee

Wednesday | 5:00 PM - 7:30 PM

6 Weeks: September 21 - November 2

In this beginner-level online class, students will learn the basic elements of story structure utilized in both animation and film. This process will include brainstorming ideas, creating a mood board, producing an outline and developing a readable storyboard. We will be both drawing writing in this class. No prior artistic training is necessary.

\$280.00

Animation 2.0 (Ages: 12-17)

R.Lee

Sunday | 3:00 PM - 5:30 PM

5 Weeks: November 6 - December 11

This is an intermediate level animation online course meant to teach those with some prior knowledge of animation more advanced techniques. Students will learn how to incorporate multiple moving elements into one piece, create morphing animation, apply lip sync and audio into their work, as well as develop a basic understanding of video editing. To participate in this class, students must have a basic understanding of the software CCAanimate (which can be taught in the "Animation Basics!" course or learned at home with appropriate software and hardware).

\$240.00

YOUTH WORKSHOPS



PAINTING & DRAWING

★ **School Break: Studio Art Jams (Ages: 5-10)**

Marta Kot

Esperanto Land

Sunday | 9:00 AM - 12:30 PM

1 Day: September 11

Still Life with Baked Goods

Wednesday | 9:00 AM - 12:30 PM

1 Day: October 5

Autumn Light & Rainbows in Landscape

Monday | 9:00 AM - 12:30 PM

1 Day: October 17

*Reds, Whites, & Blues...Oranges, Yellows,
Purples & Greens*

Tuesday | 9:00 AM - 12:30 PM

1 Day: November 8

Studio Exploration during school breaks will include play with a variety of materials. Children may learn about the properties of paint, clay, oil pastels, and materials that glow, sparkle and shine, more. They will be encouraged to use imagination while exploring creative opportunities and building on their existing repertoire. A short recess may include outdoor play. Please bring a peanut free snack. All materials will be supplied.

\$120.00

★ **Pre-K Process Art Series (Ages: 3-6)**

Lori Bloom

Sunday | 10:00 AM - 11:00 AM

1 Day: September 18

Sunday | 10:00 AM - 11:00 AM

1 Day: October 2

Sunday | 10:00 AM - 11:00 AM

1 Day: October 30

Sunday | 10:00 AM - 11:00 AM

1 Day: November 20

Sunday | 10:00 AM - 11:00 AM

1 Day: December 4

**** This class will be held at the NEST Arts Factory – Studio 33 - 1720 Fairfield Ave, Bridgeport, CT 06605 **.** Process art is a way of exploring materials without being overly concerned about the final project. It's a time to play, create, get messy and just have fun! Your Amazing Little Artists will use a variety of materials to explore with in this studio class. Students will be exposed to paint, oil pastels, watercolors, tissue paper, cutting, gluing and more! No two classes are the same! Children must be potty trained please. Send an extra change of clothes just in case!

\$75.00

★ **Autumn Art Jams (Ages: 5-10)**

Marta Kot

September Birds

Sunday | 9:00 AM - 1:00 PM

1 Day: September 25

Autumn Still Life

Sunday | 9:00 AM - 1:00 PM

1 Day: October 9

World Food Day

Sunday | 9:00 AM - 1:00 PM

1 Day: October 16

Make a Painting of Yourself in Costume

Sunday | 9:00 AM - 1:00 PM

1 Day: October 30

Wild Turkeys

Sunday | 9:00 AM - 1:00 PM

1 Day: November 20



Autumn Landscape

Sunday | 10:00 AM - 2:00 PM

1 Day: November 27

Holiday Tree

Sunday | 9:00 AM - 1:00 PM

1 Day: December 4

Holiday Celebration

Sunday | 9:00 AM - 1:00 PM

1 Day: December 18

New Year Wishes: Celebrating 2023

Saturday | 9:00 AM - 1:00 PM

1 Day: December 31

No two workshops are the same! Children will be guided by instruction to reference works of art by well known artists. They will participate in gentle group critiques that will have an outdoor break time for free play and exploration. Please bring a nut-free snack.

\$130.00

★ **School Break: Studio Art Jams (Ages: 5-10)**

Marta Kot

Apples & Rainbows

Monday | 9:00 AM - 1:00 PM

1 Day: September 26

Autumn Habitat for Fairies & Trolls

Friday | 9:00 AM - 1:00 PM

1 Day: November 11

Recycling with Leftovers: Mixed Media Everything!

Friday | 10:00 AM - 2:00 PM

1 Day: November 25

Sculpting a Winter Animal Family from Clay

Monday | 9:00 AM - 1:00 PM

1 Day: December 26

New Year Beginnings: Hopes, Wishes, & the Self-Portrait

Monday | 9:00 AM - 1:00 PM

1 Day: January 2

Studio Exploration during school breaks will include play with a variety of materials. Children may learn about the properties of paint, clay, oil pastels, and materials that glow, sparkle and shine, more. They will be encouraged to use imagination while exploring creative opportunities and building on their existing repertoire. A short recess may include outdoor play. Please bring a peanut free snack. All materials will be supplied.

\$130.00

★ **School Break: Studio Art Jams (Ages: 5-10)**

Marta Kot

Mini Explorations with Seasonal Colors & Themes

Wednesday | 9:00 AM - 2:00 PM

1 Day: November 23

Studio Exploration during school breaks will include play with a variety of materials. Children may learn about the properties of paint, clay, oil pastels, and materials that glow, sparkle and shine, more. They will be encouraged to use imagination while exploring creative opportunities and building on their existing repertoire. A short recess may include outdoor play. Please bring a peanut free snack. All materials will be supplied.

\$150.00



★ **School Break: Studio Art Jams (Ages: 5-10)**

Marta Kot

Mixed Media, Wood Sculpting & Painting

Tuesday, Wednesday | 9:00 AM - 1:00 PM

2 Days: December 27 - December 28

Winter Scenery

Thursday, Friday | 9:00 AM - 1:00 PM

2 Days: December 29 - December 30

Studio Exploration during school breaks will include play with a variety of materials. Children may learn about the properties of paint, clay, oil pastels, and materials that glow, sparkle and shine, more. They will be encouraged to use imagination while exploring creative opportunities and building on their existing repertoire. A short recess may include outdoor play. Please bring a peanut free snack. All materials will be supplied.

\$210.00



FAMILY WORKSHOPS



CERAMICS

★ **Family Clay Day: Collaborative Creation (Ages: 5 & Up)**

Megan Collins

Sunday | 1:00 PM - 4:00 PM

1 Day: September 18

Sunday | 1:00 PM - 4:00 PM

1 Day: November 20

Sunday | 1:00 PM - 4:00 PM

1 Day: October 23

Sunday | 1:00 PM - 4:00 PM

1 Day: December 18

The workshop price is for two participants. Please register your child for this workshop, and the parent/guardian attending will automatically be included in that registration. Looking for a creative afternoon to spend with your child, niece, nephew or grandchild? Come spend the afternoon making a collaborative project together with your loved one. This workshop is geared towards working in clay, using either hand building or wheel throwing to create ceramic pieces. Please bring a snack without nuts. The school supplies all materials. Clay pieces take three to four weeks to be fired. The school will notify parents when pieces are ready to be picked up.

\$125.00

★ **Ceramic Holiday Treasure! (Ages: 3 & Up)**

Jon Puzzuoli

Sunday | 1:00 PM - 4:00 PM

1 Day: December 4

All ages are welcome! Work alongside your loved ones to create a ceramic object that you can use in your holiday festivities. Make a cornucopia, menorah, Christmas tree, snowman, or seasonally inspired object, while learning slab and coil building techniques. The ceramic projects will be jazzed up with some color at the end of the workshop and will then be kiln fired. All Materials are provided. Projects take two to three weeks to be fired and you will be notified by phone and/or email when they are ready to be picked up. The price of \$125 is for two participants. Please register your child for this workshop, and the parent/guardian attending will automatically be included in that registration.

\$125.00