

Silvermine

Winter
2023



**Silvermine
School of Art**

*Edgar Zell Steever IV,
Marjorie M. Clarke Plaster Bust, 1949
Renowned Senior Sculptor Engraver
for the US Mint, 1964-2002
Silvermine Sculpture Instructor*



Winter Session 2023

January 9 – March 19

Registration Opens: Tuesday, November 15 | 9:00 AM

Winter Session Holidays - School Closed:

Martin Luther King Jr. – Monday, January 16

President's Day – Monday, February 20

Spring Session 2023

April 3 – June 4

Spring Session Holidays - School Closed:

Memorial Day – Monday, May 29

Summer Art Studios 2023

Begins June 19

Registration Opens: TBD an

Spring Session Holidays - School Closed:

Independence Day – Tuesday, July 4

REGISTRATION INFORMATION

Need Help Choosing a Course?

If you need assistance in your selection, contact the school office at 203-966-6668, x 2 or schooladmin@silvermineart.org

How to Register?

Online: www.silvermineart.org

Phone: 203-966-6668, ext. 2

NO IN-PERSON REGISTRATION, EMAIL or FAX

SCHOOL OFFICE HOURS

Monday – Friday

9:00 AM – 5:00 PM

Phone: 203-966-6668, ext. 2

1028 Silvermine Rd, New Canaan, CT

The school office is located across the street from the main building—to the left of the Silvermine Market.

Silvermine Arts Center **COVID-19 Masking Policy**

Masking requirements will be determined by individual instructors. Masking requirements will be determined by individual instructors. Students enrolled in a program, in which the instructor requires masking to participate, must adhere. Please view the 'Additional Information section' of each program to familiarize yourselves with the instructor's masking requirements. If an instructor allows for a masking-optional atmosphere, students should consider CDC guidance, which recommends that masks be worn while indoors in an area with a high COVID-19 Community Level, when making the decision to mask or unmask.

COVID-19 Assumption of Risk

COVID-19, is highly contagious and declared a worldwide pandemic by the World Health Organization. People can be infected and show no symptoms and therefore spread the disease. COVID-19 can cause serious and potentially life-threatening illness and even death. The Silvermine Arts Center cannot prevent you (or your family members) from becoming exposed to, contracting, or spreading COVID-19 while utilizing the Center's services or premises. Therefore, if you choose to utilize the Center's services and/or enter onto Center's premises you understand, acknowledge and accept the risks that you may be exposing yourself to and/or increasing your risk of contracting or spreading COVID-19.

Please visit our website for more details:
www.silvermineart.org

Please address inquiries regarding programs of study to:

Silvermine School of Art

1037 Silvermine Rd.

New Canaan, CT 06840-4398

Email: schooladmin@silvermineart.org

Phone: 203-966-6668, ext. 2

GIFT CERTIFICATES

Silvermine School of Art has gift certificates available in any denomination you wish. Please call 203-966-6668, ext. 2 to purchase gift certificates.

SCHOOL POLICIES

- Registration Fees
- Attendance
- Enrollment Information
- Cancellations
- Course or Workshop Changes
- Refunds & Credits

www.silvermineart.org/school/policies/



UPCOMING EVENTS

Holiday Artisans Market – Fine Art and Crafts Fair

November 12 – November 13

A wide range of artists will participate in this fine craft fair; also shop at the expanded holiday gallery store.

Hours: 11:00 AM – 4:00 PM

Silvermine School of Art Holiday Sale & Fundraiser

December 9 – December 10

Annual sale of student and instructor art. Sales from this event support artists and our scholarship fund.

Hours: Friday | 6:00 PM – 9:00 PM

Saturday | 10:00 AM – 4:00 PM

Become a Silver Benefactor Today!

Donations of \$1,000 or more annually, entitle you to register early - before the public.

[CLICK HERE](#) to donate and become a Silver Benefactor today!

OPEN SKETCH:

These sessions are open to the public, ages 16 & up and provide the opportunity to work in a studio environment from a live model, in the artist's preferred medium. We have a maximum capacity of 12 students per session.

Models are of male and female genders and are nude for all bookings except the first Friday of every month.

Open Sketch sessions are all walk-in. Payment is made in CASH or CHECK (exact change only). There is no payment through credit card.

Monday: 1:00 PM – 4:00 PM | \$20.00

Wednesday: 6:30 PM – 9:30 PM | \$20.00

Friday: 10:00 AM – 3:30 PM | \$30.00

For more information, please click here.

CONTENTS

Adult Courses	3 -21
Adult Workshops	22 - 31
Youth Courses	32 - 35
Youth Online Courses	36
Youth Workshops	37 - 41

★ These courses & workshops are introductory and geared towards beginners. They will provide students the foundation in the medium.

ADULT COURSES



PAINTING & DRAWING

★ *Basic Techniques of Watercolors*

Alex McFarlane

Monday | 9:30 AM - 12:30 PM

8 Weeks: January 09 - March 13

This course is for beginners and experienced students who want to progress. Watercolor painting is about technical skills that can be learned. There will be a demonstration at the beginning of each class. How to relax and be comfortable while using watercolors is encouraged. In addition, inventive compositions for still life, figure and landscape will be encouraged.

\$400.00

Copying from the Masters

Justin Wiest

Monday | 9:30 AM - 12:30 PM

8 Weeks: January 09 - March 13

Copying old master works was a time-tested tradition throughout the ages. Students will work from high quality reproductions and be led through a step-by-step approach to thinking and working in the old master manner. Beginning with the drawing, then capturing and slowly building the layers of paint with glazes mixed with chalk and oil, students will learn the full process, which they can then introduce into their own methods of painting. Reproductions will be provided for the students.

\$400.00



★ *Introduction to the Art of Drawing*

Alex McFarlane

Monday | 1:00 PM - 4:00 PM

8 Weeks: January 09 - March 13

We begin by learning how to measure using our eye, how to create the proportions of our subject. When applying these methods of measurement and proportion, we give drama and expression to our drawings. Learn about shading, perspective and composition. Subjects include basic forms, the figure, portrait and landscapes. Every class will start with a demonstration and individual attention is given to each student.

\$430.00

★ **Foundation Drawing**

Matthew Shelley

Tuesday | 7:00 PM - 9:00 PM

10 Weeks: January 10 - March 14

This course will offer a comprehensive foundation in drawing for both beginners and those who wish to practice and brush up on their drawing skills. Working with a variety of dry materials, students learn to use line, value, gesture and perspective. Students will draw from observation; participants will learn to reorient their minds, focusing on the relationship of space rather than objects, working with still life, and landscape.

\$505.00

Intermediate Still Life & Landscape Painting

Kirill Doron

Tuesday | 10:00 AM - 1:00 PM

10 Weeks: January 10 - March 14

This course is for students with some background in drawing or painting. Working with landscape or still life, beginning oil painters will learn the fundamentals, including color, composition, form, and materials. Intermediate oil painters can hone existing skills and explore more complex challenges.

\$505.00



Survey of Drawing Materials & Techniques

Justin Wiest

Tuesday | 9:30 AM - 12:30 PM

10 Weeks: January 10 - March 14

"Drawing is the probity of Art.." is as true today as when Ingres declared it two hundred years ago. The class will investigate the harmonic expression of lines combined with the poetic power of tone. The class will have a running discussion on how drawing informs other media such as print making, painting, and sculpture. Class topics will include landscape, still life, and portrait. Various drawing materials are suited for varying tasks. These materials include: graphite/charcoal, pen/ink, metal point, and conte crayon. We will see what media works best for landscape, still life, and figure. The instructor will give demonstrations and provide samples. Open to all levels.

\$535.00



★ **Watercolor Landscapes**

Wendy MacCordy

Tuesday | 9:30 AM - 12:30 PM

10 Weeks: January 10 - March 14

The fundamentals of watercolor will be taught and the emphasis will be on becoming comfortable with the spontaneous nature of the medium. We will focus on how to capture light filled landscape paintings by using the white of the watercolor paper. Demonstrations will be given at the beginning of each class. Bring your own landscape photographs as a reference.

\$505.00

★ **Abstract Painting: Dynamics of Symbols and Color in Composition**

Dmitri Wright

Wednesday | 9:00 AM - 12:00 PM

10 Weeks: January 11 - March 15

Wednesday | 1:00 PM - 4:00 PM

10 Weeks: January 11 - March 15

Develop your own unique personal vision as an abstract painter and explore new ideas via the art of the creative process. Focus will be on the abstracted from the representative - figure, landscape or floral in applying one's personal perception, temperament and aesthetical beauty for more expressive freedom in chosen subject. There will be presentations of color and compositional theory, in addition to playful exercises in working large. Students at all levels are welcome to work in any medium of their choice. Bring an Artist Journal and any supplies you are already working in.

\$505.00

★ **Big Picture: Choose Your Theme Figure, Landscape, or Still Life**

Alex McFarlane

Wednesday | 1:00 PM - 4:00 PM

10 Weeks: January 11 - March 15

This course is ideal for someone who wants to start, execute and finish one painting or drawing. For the narrative artist, there will be a sustained pose for the entire session. The still life artist will have an individual set-up tailored to meet his or her needs. For the landscape artist, there will be individual guidance in making nature look natural. There will be demonstrations. *Please note: If the class chooses to focus on the figure, an additional fee will be required

\$505.00



★ **Painting 101: Foundation Painting**

Alex McFarlane

Wednesday | 9:30 AM - 12:30 PM

10 Weeks: January 11 - March 15

This course is for beginning and intermediate students who want to learn the techniques and procedures necessary for painting in oils or acrylics. Basic skills in drawing, composition, mixing and applying paint will be demonstrated. Subject matter will include still life, figure, portrait and landscape. You will be guided through the foundation steps towards a satisfying work of art.

\$550.00

Sculptural Figure & Portrait Painting in Oil or Pastel

Dean Fisher

Wednesday | 9:30 AM - 12:30 PM

10 Weeks: January 11 - March 15

Be prepared to squint, step back and use your big brushes! In this course, through the use of painting and drawing live models, you will learn fundamental approaches to capturing correct proportions, convincing gestures and realistic effects of light and shadow through the use of gaining an understanding of tone and color temperature. Another focus will be using oil, acrylic or pastels in a sculptural way, using these mediums to impart greater solidity and expressive potential using impasto and accentuated planes changes in the form. We will focus on these key principles to see how they are all interconnected and play vital roles in breathing life into our work. This is a course for all levels of ability with the majority of the instruction offered on a one to one basis geared to the level of each participant.

\$655.00

★ **Introduction to Japanese Brush Painting**


Maj Kalfus

Wednesday | 10:00 AM - 12:00 PM

3 Weeks: January 11 - January 25

Through the simplicity of minimalist brush strokes, learn the techniques used in the ancient art of brush painting known as Sumi-e . The art of brush painting aims at depicting the spirit of a subject through balance, rhythm and harmony. The techniques will be demonstrated in this class, exploring the use of brush, ink and rice paper. Students will learn to depict traditional images from nature such as orchids, bamboo, chrysanthemums and plum trees...mastering the unique brush strokes to execute each. Students will learn to use the distinctive Sumi-e materials: learn to make ink with ink sticks, learn about the different brush styles and how to hold them and how to utilize rice paper.

\$195.00



★ **Exploring Colored Pencils**

Nancy McTague-Stock

Wednesday | 1:00 PM - 2:30 PM

4 Weeks: January 11 - February 01

Are you a lover of color? Do you like texture? Do you want to learn to draw realistically and/or experiment with abstraction? Then, this class is for you! This four-week course will introduce you to colored pencil techniques. It is for both beginners and those with some drawing experience. I work with each student to help them achieve their desired results. You will each concentrate on what YOU are interested in while learning along the way! I will provide reference photos or you can bring your own photos or favorite items you wish to draw from or create your own personal still life!

\$275.00

Painting with Encaustics

Nash Hyon

Wednesday | 1:00 PM - 4:00 PM

8 Weeks: January 11 - March 01

Explore the medium that works with a mixture of beeswax and pigment, giving your paintings a beautiful surface and depth. Learn the techniques, methods and history of the medium. A demonstration will start each class, followed by time to experiment or create your own painting, with individual instruction. No painting experience necessary. The school will supply major equipment. Other supplies can be purchased locally or online. This is a small class that gives students individual attention.

\$425.00

Acrylic Abstract Painting

Aleksandr Razin

Thursday | 1:00 PM - 4:00 PM

10 Weeks: January 12 - March 16

Students of all levels develop a working knowledge of abstract painting that challenges them to see and interpret in new ways. Using acrylics students will learn color, line, movement, and form, through individual instruction. Subjects include landscape and still life, as well as non-representational forms.

\$505.00



★ **Basic Drawing & Painting**

C.J Guerin

Thursday | 1:00 PM - 4:00 PM

10 Weeks: January 12 - March 16

This course is for the beginner or returning student to learn the fundamentals of drawing and painting. We begin with basic sketching techniques enabling students to accurately record what they see, and the second half of the course will introduce painting, color mixing, paint application, glazing, texture, and aerial and linear perspective. These sessions will be aimed at creating a still life and landscape.

\$505.00

Beyond a Pretty Picture

Alex McFarlane

Thursday | 7:00 PM - 10:00 PM

10 Weeks: January 12 - March 16

You know you are good, but how do you get your painting to look like the vision in your head? This is tailored to the individual, from how you think about art to how you develop a personalized statement. Learn to analyze your vision and find a seamless balance between concept, composition and technique.

\$505.00

Broaden the View

C.J Guerin

Thursday | 9:30 AM - 12:30 PM

10 Weeks: January 12 - March 16

This class is for students who have a working knowledge of sketching and painting. The sessions will be aimed at improving your painting through dynamic compositions, new and mixed materials, "out of the box" ideas, and various methods of working to stretch your concepts. The sessions will be aimed at landscape and still life to help you move on with your work to the next level while developing your own personal voice. There will be demonstrations and individual guidance in oil, watercolor and acrylic.

\$505.00

Figure Drawing

Justin Wiest

Thursday | 9:30 AM - 12:30 PM

10 Weeks: January 12 - March 16

Learn the human figure's complex construction while heightening your ability to draw a figure from observation. Working from the model, emphasis on gesture, balance and proportion will be stressed throughout to aid in the illusion of credibility posed figures. Students should leave this class with a better understanding of the figure's key landmarks, form sense and construction as well as a greater ability to render a figure from life and from memory.

\$655.00



Getting a Hold on Portrait Drawing

Josephine Robinson

Thursday | 9:30 AM - 12:30 PM

10 Weeks: January 12 - March 16

Drawing the human head and achieving a likeness is a magical and exciting endeavor. It is a wonderful process through which to improve one's observational skills, and improve one's skills of hand/eye coordination. In order to do just this, our classes, will be split into groups of exercises, which will lead the student through the process. Different methods of drawing will be showcased in these exercises. All levels are welcome, and we will of course, be studying master drawings.

\$655.00



Talking Heads: Portrait Painting

Heidi Harrington

Thursday | 9:30 AM - 12:30 PM

10 Weeks: January 12 - March 16

This course focuses on producing a more intimate view of a portrait. There will be individual attention as students work from a model. Throughout the course, there will be short demonstrations and examples of different artist's work. Each session will focus on one pictorial objective, such as tone, composition and color, as well as a focus on individual facial features. It welcomes both beginners and experienced artists.

\$655.00

★ *Acrylic Painting Projects for Beginners*


Nash Hyon

Thursday | 1:00 PM - 4:00 PM

8 Weeks: January 12 - March 02

This class is designed for students new to acrylic painting. We will explore a series of painting projects using paint, collage and various acrylic mediums with abstract, still life and landscape included. Basic information on color, composition and individual style will be covered.

\$400.00



Abstract Painting

Natasha Karpinskaia

Friday | 9:30 AM - 12:30 PM

10 Weeks: January 13 - March 17

This course will explore intellectual elements of abstraction, it is about ideas that are at the core of abstract imagery. It's objective is to learn how to transfer experiences, concepts and perception of the real world into abstract images. We will experiment with color, shapes, lines, and texture. Some demos, exercises and discussions will also be included. The class is suitable for those who have taken introductory painting courses and have the desire to explore abstraction.

\$505.00

★ Contemporary Impressionism and Beyond: Experience to Expression

Dmitri Wright

Friday | 9:00 AM - 12:00 PM

10 Weeks: January 13 - March 17

Friday | 1:00 PM - 4:00 PM

10 Weeks: January 13 - March 17

Develop our own unique style while discovering the philosophy and techniques used by the impressionist masters. Such methods used by the impressionists were taken from the classical and today used by the modernists are the tools you will learn from illustrative to the abstract. Students from all levels and interests, as well as those working in all materials and methods are welcomed from classical to abstract.

\$505.00



★ Drawing & Painting in Combination

Alex McFarlane

Saturday | 9:30 AM - 12:30 PM

10 Weeks: January 14 - March 18

This course is designed to instruct students in the fundamentals of drawing, composition and the basic techniques of painting. Mixing and applying paint will be demonstrated. Subjects such as still life, figure and landscape will be covered. Those who wish to draw exclusively are guided from a beginning thumbnail to a finished presentation. Likewise, the painters will learn their craft step-by-step.

\$505.00

★ The Beauty of Paint

Lenny Moskowitz

Saturday | 10:00 AM - 1:00 PM

6 Weeks: January 14 - February 18

Students of all levels will be introduced to new approaches for creating art. I implement and encourage playfulness and simplification. We will explore and experiment with different ways of art making. The course will cover the basics of value, color mixing, composition, and depth. Through demonstrations and individual guidance, students will explore and develop their own visual language. The course will be suitable for someone just beginning and also someone who is looking to expand their methods and approaches to making art.

\$310.00



Figures in Space: Figuration & Abstract Landscape

Paola Page

Tuesday | 10:00 AM - 12:30 PM

6 Weeks: January 17 - February 21

As you engage with the realm of color, shape and painterly techniques, you will begin to integrate these two visual entities in a totally inventive and exciting way! Navigating the pictorial plane, you will be guided through a combination of processes, stenciling, tracing, layering, painting and drawing that lead to a wide range of possible outcomes for a final painting.

\$410.00

The Realm of Abstraction - A Deeper Understanding

Paola Page

Tuesday | 1:00 PM - 3:00 PM

6 Weeks: January 17 - February 21

Is your artwork improving or stagnating? Through a series of directed exercises, critiques, art historic references and expert guidance, you will be encouraged to develop meaningfully inspired artwork that addresses essential elements of abstraction such as line, composition, shape, content and color. The course aims to be challenging and supportive for all levels of experience by improving technique, depth of understanding and quality of workmanship.

\$370.00

★ *Journaling in Pen & Ink & Watercolor*

Nancy McTague-Stock

Wednesday | 1:00 PM - 2:30 PM

4 Weeks: February 15 - March 08

You may enjoy drawing and watercolor alike! This is a great class for those of you beginning or experienced who would like to combine these media in a journaling style. Whether you are a gardener, a beachcomber, a hiker, a cook or a poet, we can utilize your affinity for these things as a springboard for your journaling and other finished works of art!

\$275.00



Color Alchemy

Jill Nichols

Monday | 9:30 AM - 12:30 PM

7 Weeks: January 23 - March 13

Color is the most complicated and elusive element in painting. Unlock the mysteries of how we see color, the meaning of color, how light affects color, and the nuances of color mixing. Students will investigate ways of creating dynamic color interactions and experiment with value, contrast, temperature. Take away an enhanced working knowledge of color with hands-on references.

\$360.00



Color Alchemy II

Jill Nichols

Monday | 1:00 PM – 4:00 PM

7 Weeks: January 23 - March 13

An advanced class in understanding color. In this combination lecture and hands-on class, we will continue to unlock the mysteries of color and investigate painting with an expanded palette. Emphasis will be on color mixing, color interactions, and dynamic use of color with review of color theory, value, temperature, saturation, and intensity. In addition to taking away an enhanced working knowledge of color, students will complete paintings from references provided or of your own choosing. The lessons will build on the color knowledge acquired in the recommended prerequisite Color Alchemy.

\$360.00



CERAMICS

★ *On & Off the Potter's Wheel for All Levels*

Jon Puzzuoli

Monday | 1:00 PM - 4:00 PM

8 Weeks: January 09 - March 13

Whether you've never touched clay or have been at it for years, this class will accommodate your needs. The initial focus of the class will be on the potter's wheel and will then transition to exploration of handbuilding techniques, with an emphasis on slab work. Beginners will be taught foundational wheel skills, general pottery techniques and gain an understanding of the complete ceramic process. For those who have more experience, the class will focus on complex forms, various surface treatments and advanced glazing methods. Class demos as well as individual instruction will be provided.

\$460.00

Adding Texture to Clay

Jon Puzzuoli

Tuesday | 3:45 PM - 6:45 PM

10 Weeks: January 10 - March 14

Expanding upon your foundational pottery skills, each week we will learn a new way to add texture onto our clay vessels. We will explore adding grits into the clay, textured slips, crackled textures and creating beads of textured glaze. The class will also explore more intermediate pottery wheel demos and aim to build on your skills to get you throwing larger and taller.

\$550.00



★ **Clay Your Way**

Clare Lewis

Tuesday | 9:30 AM - 12:30 PM

10 Weeks: January 10 - March 14

Whether new to clay, or experienced, your instructor will guide you through demonstrations and individual coaching. Throwing on the wheel and hand building will be offered. You can choose your own approach: functional or sculptural. The emphasis is on discovering your unique creativity while having fun and learning new techniques.

\$550.00

★ **Potter's Wheel for All Levels**

Jon Puzzuoli

Tuesday | 7:00 PM - 10:00 PM

10 Weeks: January 10 - March 14

Thursday | 7:00 PM - 10:00 PM

10 Weeks: January 12 - March 16

Whether you are new to the potter's wheel or wish to build upon your existing skills, this class will fill your needs. Beginners will be taught the important skills needed to create a vessel on the wheel. For those who have more experience, the class will focus on more complex shapes, various surface textures and alternative glazing methods. Class demos as well as individual instruction will be provided.

\$550.00

Intermediate & Advanced Ceramics

Heather Houston

Wednesday | 10:00 AM - 1:00 PM

10 Weeks: January 11 - March 15

Explore the process of intermediate to advanced throwing, hand building, construction and glazing techniques. Students will build on basic skills to learn how to make complex forms and interesting shapes using both hand building and wheel throwing techniques. Everyone will receive individual instruction in addition to class demos and will be encouraged to work independently on projects.

\$550.00

★ **Centering Yourself & Create with Clay**

Don Reynolds

Wednesday | 4:00 PM - 7:00 PM

9 Weeks: January 11 - March 15

This class is designed for both the beginner with a desire to learn the basics of working with clay, and any other students who may feel like they don't quite fit into an advanced class just yet. We will explore the fundamentals of using the potter's wheel to create thrown forms and offer those with some experience a great space to hone and reinforce their skills. This class will also provide some guidance on basic hand building techniques that will allow students to create pieces without the potter's wheel. Thrown, pinched, coiled, or slab built. Clear your mind and create with clay!

\$510.00



Pottery & Vessel Sculpture: Intermediate to Advanced

Keiko Ashida

Thursday | 10:00 AM - 1:00 PM

10 Weeks: January 12 - March 16

Saturday | 10:00 AM - 1:00 PM

10 Weeks: January 14 - March 18

Intermediate and advanced students will explore alternative methods. A variety of wheel throwing, hand building, and surfacing, and glazing techniques will be covered. The emphasis is on using skills to build vessel sculptures on and off the wheel. Personal creativity will be encouraged.

\$550.00

Beyond the Fundamentals of Pottery

Clare Lewis

Friday | 9:30 AM - 12:30 PM

10 Weeks: January 13 - March 17

Have fun while refreshing your basic skills and learning more advanced throwing. Demonstrations and individual help are offered to bring out the best in your projects and ideas, whether functional or sculptural. A variety of decorating and forming techniques, as well as glazing, will be addressed. The focus is on discovering your personal style and moving up to the next level.

\$550.00



PRINTMAKING

★ Evening Experimental Printmaking

Martha Bloom

Monday | 6:30 PM - 9:30 PM

8 Weeks: January 09 - March 13

Discover a multitude of printmaking techniques, through experimentation with a focus on student's personal expression and aesthetic. Painting Collaging or drawing into finished prints will also be reviewed and practiced as desired. Careful individual attention and direction will be given in: Preparation of paper; inking of plates and textures; composition; self-expression; pallet; embossment; composition and approaches to using the press; textural work and much more!

\$430.00

Monotype Printmaking

Natasha Karpinskaia

Thursday | 1:00 PM - 4:00 PM

10 Weeks: January 12 - March 16

Thursday | 9:30 AM - 12:30 PM

10 Weeks: January 12 - March 16

Participants will learn all the basic techniques for creating monotypes: multiple plates, chine colle', stencils and viscosity. It will focus on practicing, experimenting and letting the process lead you to new innovations. Discover endless possibilities as you print more. Emphasis is given to helping each student develop a personal knowledge of the process.

\$505.00



METAL & SCULPTURE

Methods and Materials in Sculpture

Justin Perlman

Monday | 1:30 PM - 4:30 PM

8 Weeks: January 09 - March 13

This class is an opportunity for novice and advanced student alike to explore new tools and materials in the world of three-dimensional art. Whether you are interested in classical art or modernist work, this class will help you develop a work of sculpture in whatever material you choose. Emphasis will be on the techniques and the usage of tools for the given medium. From stone carving to welded steel, from two-inch model to large-scale work, this class offers a wide range for the student's interests.

\$440.00

The Art of Sculpture and Bronze Casting

Justin Perlman

Monday | 10:00 AM - 1:00 PM

8 Weeks: January 09 - March 13

This course provides an exploration of the art, techniques and practices based on traditional methods of lost wax bronze casting. Students will prepare a wax object, create the mold, and cast sculptural pieces in bronze. After the pour, students will have the opportunity to finish their bronze sculpture. Students will leave with one small bronze sculpture. There is an additional fee for all bronze including gating once your artwork is poured. Fee depends on weight and market value of the bronze. Additional fee must be paid at the end of the semester.

\$610.00



★ *Figure Sculpture Revisited*

Julia Murphy

Tuesday | 10:00 AM - 1:00 PM

10 Weeks: January 10 - March 14

This course encourages students to create their own reality of a live model in clay. Guided by the fundamentals of building the human figure, students will learn a practical approach to anatomy, proportion and design. Students may choose their own approach to their projects, including bas-relief or 3-dimensional images of the full figure, head or fragment. The sculpture will be modeled in terra cotta clay, hollowed, air dried and fired. There will be an additional fee for firing pieces.

\$655.00



★ **Introduction to Relief Sculpture**

Julia Murphy

Tuesday | 1:30 PM - 3:30 PM

10 Weeks: January 10 - March 14

Relief sculpture is an art form found adorning the halls and facades of architecture around the world, from ancient temples and palaces to modern monuments. In this class, students will learn the fundamentals of sculpting the relief in clay. Using concepts such as foreground/background, perspective, and overlapping, students will learn sculpting and drawing techniques to model the illusion of depth and form in their own work of art. Students will work from a still life to create a flat clay plaque which will be dried and fired at the end of the class (additional firing fees apply.) This course will give students the foundational skills to confidently approach complex subjects such as the portrait or figure, and is an excellent complement to Figure Sculpture Revisited.

\$370.00



★ **The Art of Metal**

Justin Perlman

Tuesday | 9:00 AM - 1:00 PM

10 Weeks: January 10 - March 14

Tuesday | 6:30 PM - 9:30 PM

10 Weeks: January 10 - March 14

This class is for anyone who has ever wanted to explore the exciting medium of metal sculpture. The class is designed to work with any student no matter the level of experience. The student will learn the fundamentals of working in metal, including plasma cutting, shaping, forging, MIG welding, and finishing. The student will have access to the shop, the tools, and guided instruction. Students often work on projects of their own design and are aided in planning, securing materials, and execution of their work. New students who have never worked in this medium will also have access to some basic materials to learn on. Though basic safety equipment is provided, students should wear cotton long sleeves, jeans or work pants, and boots. It is also recommended that students bring their own leather work gloves. All levels welcome

\$535.00

★ **The Art of Stone Sculpture**

Andrew Davis

Thursday | 10:00 AM - 2:00 PM

10 Weeks: January 12 - March 16

Students will learn, through hands-on experience and demonstrations, this timeless art of sculpting stone and working with various types of stone. Experience hand and power tools while executing a stone piece. You will be taken through the entire process from stone selection to carving and polishing.

\$625.00



★ **The Art of Stone Sculpture**

Andrew Davis

Thursday | 7:00 PM - 10:00 PM

10 Weeks: January 12 - March 16

Students will learn, through hands-on experience and demonstrations, this timeless art of sculpting stone and working with various types of stone. Experience hand and power tools while executing a stone piece. You will be taken through the entire process from stone selection to carving and polishing.

\$495.00

★ **All Levels: Metal Sculpture**

Justin Perlman

Saturday | 9:00 AM - 1:00 PM

10 Weeks: January 14 - March 18

All levels will learn the methods and techniques to create traditional, contemporary and functional three-dimensional pieces of art. There will be demonstrations of various pieces of equipment, including oxy-acetylene and electric arc welding. Among many other lessons, forging, will introduce students to the concept of annealing and hardening of metal. Students should wear work boots, long sleeved cotton clothing, and bring work gloves. Long hair must be tied back. Materials will be discussed at the first class.

\$535.00



JEWELRY & METALSMITHING

★ **Basic Jewelry & Silversmithing**

Gail Bradshaw

Monday | 10:00 AM - 1:00 PM

8 Weeks: January 09 - March 13

This introductory class is perfect for anyone who wishes to explore the art of jewelry fabrication. Through demonstrations and hands-on experience, students will be taught basic metalsmithing and jewelry skills. The focus will be on learning these fundamentals – sawing, drilling, filing, riveting, soldering, basic bezel construction, and finishing. Sawing, one of the first tasks can be initially challenging - however, it is a critical element of metal fabrication. Projects are tailored to build proficiency with techniques and tools. The first is a cold connection, riveted design for acquiring basic competence with tools and processes, followed by bezel fabrication for a cabochon. No experience necessary. Students who already have some skills will be able to expand their craft with new and different projects.

\$395.00

Intermediate Jewelry & Silversmithing

Gail Bradshaw

Monday | 6:30 PM - 9:30 PM

8 Weeks: January 09 - March 13

This intermediate jewelry class is designed to build on metalworking skills learned in the Basic Jewelry course, with the goal of refining proficiency and adding more advanced jewelry techniques and design abilities. Project choices are flexible focusing on student needs and enhancing the student's skill set. Requirements: 2 or more Basic Jewelry classes or equivalent and approval from instructor.

\$395.00



Intermediate Jewelry & Silversmithing

Gail Bradshaw

Wednesday | 10:00 AM - 1:00 PM

10 Weeks: January 11 - March 15

This intermediate jewelry class is designed to build on metalworking skills learned in the Basic Jewelry course, with the goal of refining proficiency and adding more advanced jewelry techniques and design abilities. Project choices are flexible focusing on student needs and enhancing the student's skill set.

Requirements: 2 or more Basic Jewelry classes or equivalent and approval from instructor.

\$480.00

Wednesday | 1:30 PM - 4:30 PM

10 Weeks: January 11 - March 15

Enameling on the Edge: Intermediate Level

Gail Bradshaw

Thursday | 10:00 AM - 1:00 PM

10 Weeks: January 12 - March 16

This intermediate technique-based course will continue the exploration of traditional enamel skills, such as cloisonné and champlevé. In addition, newer enameling procedures will be introduced. Classes are small so register early. Open to only experienced enamelists.

\$500.00



Heirloom Locket

Maureen Henriques

Friday | 10:00 AM - 1:00 PM

6 Weeks: January 13 - February 17

Students will learn the mechanics and techniques of creating a hinged sterling silver locket. What will you keep inside? Experience is a must.

\$385.00

Hollow Form Ring

Maureen Henriques

Sunday | 10:00 AM - 1:00 PM

6 Weeks: January 15 - February 19

Students will learn how to construct a lightweight and comfortable hollow ring from sterling silver sheet metal. In this class, we will explore the soldering techniques that make construction of hollow rings and other forms possible. We will learn how to find and calculate our ring size, explore the use of a rolling mill and other ways to create texture, fabrication of the hollow form, creating the setting for the stone, use of basic jeweler's tools, and setting our stones. Instructor will provide all materials including sterling silver sheet, wire, bezel wire, and stones.

\$405.00





SPECIAL STUDIES

Sogetsu Ikebana: The Japanese Art of Flower Arrangement

Shizue Pleasanton

Wednesday | 10:00 AM - 12:00 PM

10 Weeks: January 11 - March 15

Sogetsu Ikebana is much more than “Japanese flower arranging,” it is a modern form of an ancient art of sculpture with living materials. Students will learn the traditional principles and aesthetic disciplines, combined with creative energies to capture, express and enhance natural beauty. Students should bring vessels, shears, pin-holders and plant materials or you can purchase some plant materials from the instructor for a nominal cost.

\$395.00

★ *Introduction to Sogetsu Ikebana: The Japanese Art of Flower Arrangement*

Shizue Pleasanton

Saturday | 10:00 AM - 12:00 PM

6 Weeks: January 14 - February 18

Sogetsu Ikebana is much more than “Japanese flower arranging,” it is a modern form of an ancient art of sculpture with living materials. Beginner students will be introduced to the traditional principles and aesthetic disciplines, combined with creative energies to capture, express and enhance natural beauty. Students should bring vessels, shears, pin-holders and plant materials or you can purchase some plant materials from the instructor for a nominal cost.

\$260.00





PHOTOGRAPHY & DIGITAL ARTS

★ *The Fine Art of Black & White Photography and Darkroom*

Bruce Dunbar

Wednesday | 9:30 AM - 12:30 PM

10 Weeks: January 11 - March 15

This is an all-level course for those wishing to learn or refine their techniques and ideas. Emphasis is placed on the printing process and presentation of images. Demonstrations, critiques, and slide lecture presentations will be given as a means to investigate creativity, as well as to gain insight into creating ideas and understanding concepts of black and white photographs.

\$540.00

★ *Projects in Adobe Photoshop*

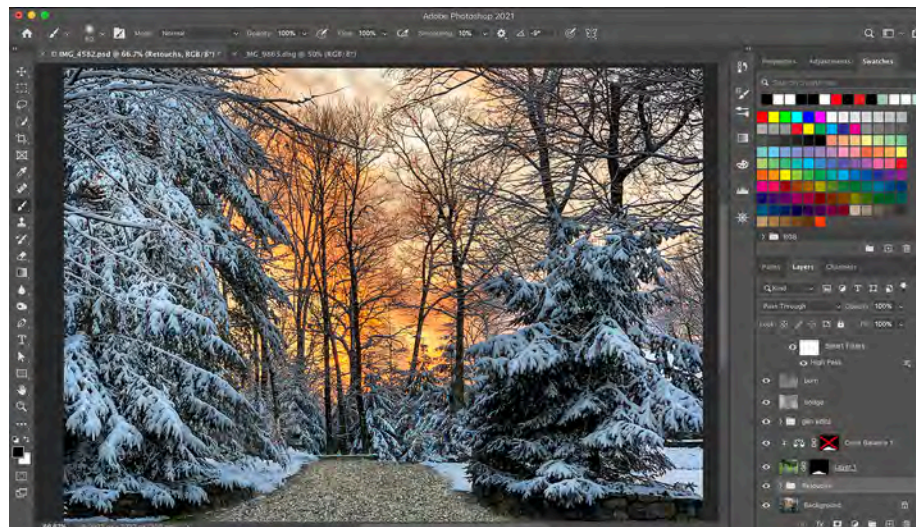
Bruce Dunbar

Monday | 10:00 AM - 12:00 PM

6 Weeks: January 23 - March 06

Refresh your skills and learn new ones in this project-based Photoshop class. Using a variety of tools and techniques in Photoshop, participants will learn how to transform their images into works of art. Projects include combining images, double exposure effect, converting to black and white and portrait touch up.

\$280.00





MIXED MEDIA & COLLAGE

★ ***Mixed Media Journaling***

Lori Bloom

Monday | 10:00 AM - 1:00 PM

8 Weeks: January 09 - March 13

** This class will be held at the NEST Arts Factory – Studio 33 - 1720 Fairfield Ave, Bridgeport, CT 06605 ** In this class, students will work independently on their own journal pages. We will also work on a larger canvas piece along with the smaller pages. Introductions to new materials and various methods that involve layers upon layers of paint, textures, words, drawings, stencils, images and more will be given in each class. Symbolism, synonyms, phrases, and free writing will help each artist create their own page.

\$375.00

★ ***Mixed Media Journaling***

Lori Bloom

Tuesday | 10:00 AM - 1:00 PM

10 Weeks: January 10 - March 14

** This class will be held at the NEST Arts Factory – Studio 33 - 1720 Fairfield Ave, Bridgeport, CT 06605 ** In this class, students will work independently on their own journal pages. We will also work on a larger canvas piece along with the smaller pages. Introductions to new materials and various methods that involve layers upon layers of paint, textures, words, drawings, stencils, images and more will be given in each class. Symbolism, synonyms, phrases, and free writing will help each artist create their own page.

\$490.00

Oil Painting with Cold Wax Medium

Frances Eber

Wednesday | 10:00 AM - 12:00 PM

4 Weeks: January 11 - February 01

Cold Wax Medium is an exciting way to approach any style of painting, whether it's traditional landscape, still life, portrait, or pure abstraction. We will explore this versatile medium with many techniques you can utilize in your current painting process. You will learn the fundamentals of working with cold wax medium and oil paint, as the weeks progress, we will build upon them and move on to more advanced techniques.

\$215.00



Mixing it Up: Mixed Media Drawing


Nomi Silverman

Thursday | 1:00 PM - 4:00 PM

5 Weeks: February 09 - March 09

This is an exciting opportunity to develop and expand your drawing skills. Drawing fundamentals will be covered while experimenting with various mediums such as pen ink, pastel, conte crayon, silver point and watercolors.

\$255.00



Oil & Cold Wax Medium: Working in a Series


Frances Eber

Wednesday | 10:00 AM - 12:00 PM

5 Weeks: February 15 - March 15

This course will deepen your knowledge about working with Oil and cold-wax-medium. How working with CWM will add more interest and nuance to your visual vocabulary. It is an exciting way to approach any style of painting. Whether it's traditional landscape, still life, portrait, or pure abstraction. We will explore how you can use Cold-wax-medium in your current painting processes. This class will teach you the fundamentals of working with cold wax medium and oil paint. As the weeks' progress, we will build upon them and move on to more advanced techniques. Each week I will feature a new artist whose work has a distinct style. We will discuss how they made it into a cohesive series. Then we will deconstruct their work and discuss their methods. At the same time, we will be experimenting with how these strategies can add energy to your projects.

\$225.00



ADULT WORKSHOPS



PAINTING & DRAWING

★ *Unblock your Creativity: Charcoal Drawing*

Frances Eber

Friday | 10:00 AM - 12:00 PM

1 Day: January 13

Loosen up with charcoal. This workshop is designed to help you to let go of expectations and outcomes. It may seem like playtime, but it is serious work. It's about finding your visual language through rhythm and movement. We let ourselves go with the flow. Then, by looking with a viewfinder, we find gems hidden in the chaos. We do this by adding and subtracting from the original drawing. Erasing is as important to this process as the charcoal itself. You should be able to find at least four possible drawings from your initial drawing.

\$75.00

★ *Painting Creatively from Photos | Oil and Acrylic Workshop*

Souby Boski

Sunday | 11:00 AM - 3:30 PM

1 Day: January 15

Most artists use source photos in some capacity when they work, whether to jog their memory of a particular place and time or to record specific visual details to incorporate in later pieces. In this workshop students will learn to paint in a creative, personal, and expressive way using reference photographs - freeing them from copying. Learn to dismiss the sense of obligation to show exactly what is depicted in the photo and feel free and inspired to manipulate the composition, assuring vitality and making the painting your personal creation. Bring several canvases and reference photos. A suggested materials list will be provided upon registration

\$140.00

★ *Acrylic Painting: Beginners*

Joseph Fama

Saturday | 10:00 AM - 12:00 PM

1 Day: January 21

Learn the painting process with simple step-by-step exercises. Learn the basics with black & white paintings of a still life and landscape. Study the three primary colors and move on to full color painting in landscapes. Special attention devoted to "Power of Observation" and "Select Focus" and how to use these principles in landscape painting. Students will receive individual critiques and class demonstrations. Also, how to create a strong compositional design. Please bring a drawing or painting as a sample of your skill level.

\$75.00



★ **Silvermine Saturday: Fluid Acrylic Pours**

Nash Hyon

Saturday | 2:00 PM - 4:00 PM

1 Day: January 21

Saturday | 2:00 PM - 4:00 PM

1 Day: February 18

Come learn the techniques, tips and tricks of acrylic pours in this fun, interactive workshop. Learn various techniques to create abstract paintings without any painting experience. Each person will do two different pours on canvas that create multi-colored abstract designs. Please come dressed for mess. Bring two pizza boxes that fits two 12 x 12 canvases to take home wet artwork.

\$60.00



Unblock your Creativity: Acrylic Relief Painting

Frances Eber

Friday | 10:00 AM - 12:00 PM

1 Day: January 27

Acrylic Relief Painting. In this exercise, we explore color density and transparency. We begin by impromptu overlapping of acrylic paints, working on two or three substrates at the same time. We develop textures using variances of wax paper lift. We are exploring the transparency of colors, shapes, and textures. Our intention is to find the interchange within these elements so we can build on them.

\$75.00

★ **Silvermine Saturday: Acrylic Painting the Masters**

Nash Hyon

Saturday | 2:00 PM - 4:00 PM

1 Day: January 28

Learn to work with acrylic paints by painting your own version of a famous artist's painting. Art students have been doing this for generations and we will show you how to transfer the image along with basic acrylic painting techniques. You don't need to know how to draw! In the past we have done paintings by Van Gogh and Cezanne and Georgia O'Keefe. Have fun and create your own masterpiece! Materials are included.

\$60.00

★ **Beginner Watercolor Workshop**

Wendy MacCordy

Saturday & Sunday | 10:00 AM - 1:00 PM

2 Days: February 04 - February 05

Experience the fun of watercolor painting. This workshop is designed for students who are beginners in watercolors and would like to learn the fundamentals of the medium. We will explore watercolor materials, techniques, and color mixing in a relaxed atmosphere. There will be demonstrations every day and lots of individual attention. Bring your own photographs for painting inspiration.

\$180.00



Figure Drawing Intensive

Justin Wiest

Saturday & Sunday | 10:00 AM - 2:00 PM

2 Days: February 04 - February 05

Students will have the opportunity to explore the figure with the time and focus that the process requires. The initial compositional "block-in" is critical to the overall success of the drawing. Instructions on measuring proportions and sighting angles will give the students a direct path forward with regards to structure. The second day will deal with revealing the form through rendering and expressing a completed finish. The goal of the workshop is for the students to find their personal creative voice in drawing. Students will engage in brief critiques. All levels are welcome.



\$270.00

Finding your Way: Oil & Acrylic Workshop

Souby Boski

Saturday | 11:00 AM - 3:30 PM

1 Day: February 11

Students will stretch their imagination while strengthening skills through the process of painting. Various approaches to painting will be encouraged: experimentation of techniques and ideas, trial and error. Students will be challenged to see and interpret in new ways. Personal consultations in each class will cultivate students' vision. Students will gain the confidence to explore the use of color, mark making, surface quality and composition, emphasizing their own pictorial language. Explore where you are and where you wish to go. Please bring a reference material (photos) for inspiration. Instructor has provided a suggested supply list.

\$140.00

Figure Abstract Painting

Natasha Karpinskaia

Saturday | 10:00 AM - 4:00 PM

1 Day: February 25

This workshop is designed for painters interested in exploring more deeply the fundamental elements that come together to create a successful abstract painting working with the figure model. There will be a focus on building a personal abstract language, as students will be given ample time to work independently with their own materials. There will be discussion of the work throughout class, as well as group critiques.

\$210.00

★ *Introduction to Expressive Abstract Painting Workshop*


Heather Neilson

Sunday | 10:00 AM - 4:00 PM

1 Day: February 26

In this painting workshop, you will learn approaches for creating expressive abstract paintings using acrylic paint. Through exercises on high quality mixed media paper, you will learn principles of composition, color, value and line. We will use a variety of tools to build dynamic and unique paintings. Mostly, you will learn how to loosen up and enjoy painting from a place of intuition and expression.

\$185.00



★ **Beginner Watercolor Workshop**

Wendy MacCordy

Wednesday - Friday | 10:00 AM - 1:00 PM

3 Days: March 01 - March 03

Experience the fun of watercolor painting. This workshop is designed for students who are beginners in watercolors and would like to learn the fundamentals of the medium. We will explore watercolor materials, techniques, and color mixing in a relaxed atmosphere. There will be demonstrations every day and lots of individual attention. Bring your own photographs for painting inspiration.

\$265.00

Silvermine Saturday: Fluid Acrylic Pours II

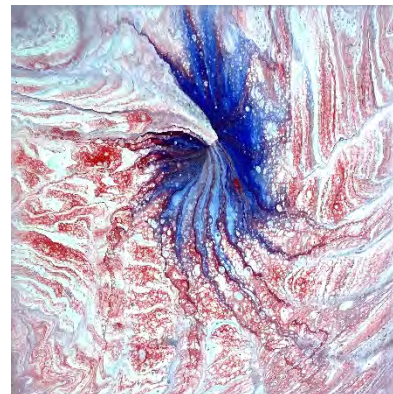
Nash Hyon

Saturday | 2:00 PM - 4:00 PM

1 Day: March 11

Loved doing fluid acrylic pours? Acrylic Pours II will go beyond the "dirty" pour technique to two new ways to create unique, multi-colored abstract designs on canvas. The school supplies all materials but please bring boxes (pizza ones work best) or metal roasting pan that fits two 12 x 12 canvases to bring your WET canvases home while keeping them flat. Dress for a mess! Participant should have attended Acrylic Pour I.

\$60.00



Color Alchemy Dual Weekend Workshop

Jill Nichols

Saturday & Sunday | 10:00 AM – 4:00 PM

2 Days: March 11 - March 12

An intensive two-day weekend workshop that will accommodate the beginner to advanced student* in the exploration of color, the most complicated and elusive element in painting and design. We will unlock the mysteries of how we see color, the meaning of color, how light affects color, and the nuances of color mixing including an expanded palette for the advanced student. Students will investigate ways of creating dynamic color interactions and experiment with complementary colors, value, contrast, temperature. Take away an enhanced working knowledge of color with hands-on references. Beginning students have a minimal amount of understanding in color while the advanced students will have completed the Color Alchemy class or workshop.

\$320.00



CERAMICS

Three-Day Wheel Intensive

Jon Puzzuoli

Wednesday - Friday | 10:00 AM - 2:00 PM

3 Days: January 04 - January 06

Whether you are refining your skills on the potter's wheel or have never touched clay, this workshop will suit your needs. In this three-day workshop we will analyze the foundational skills need to make a vessel on the wheel. We will dissect and discuss the science behind each step so it is easy to understand. Starting with a bowl form on day one and then moving onto more complex shapes and decorating techniques in day two. Beginners will learn all the steps to creating on the wheel. Having a new perspective and working through stumbling points for intermediate students will be a strong focus. The last day of the workshop will be spent trimming, carving, polishing, and putting finishing details on the pieces made during the first two days. Everything created in the workshop will be bisque fired and ready for pick up approximately three to four-weeks after the last day of class.

\$330.00

★ *One Night Stand: On the Potter's Wheel*

Jon Puzzuoli

Friday | 7:00 PM - 9:00 PM

1 Day: January 13

Friday | 7:00 PM - 9:00 PM

1 Day: January 27

Friday | 7:00 PM - 9:00 PM

1 Day: February 10

Friday | 7:00 PM - 9:00 PM

1 Day: February 24

Friday | 7:00 PM - 9:00 PM

1 Day: March 10

Join us for a fun evening out with friends or family! The evening will start with a wheel throwing demonstration followed by an opportunity for you to learn how to throw on the potter's wheel. You'll create your very own bowl(s) which we will glaze and fire for you to pick up at a later date. We promise you'll have a blast and it will be a different experience for you. Bring a friend, family member or a date, and enjoy the evening. The pieces will take four to six weeks to fire, and the school office will notify you when pieces are ready to be picked up.

\$60.





METAL & SCULPTURE

★ *A Day to Weld!*

Justin Perlman

Sunday | 10:00 AM - 4:00 PM

1 Day: January 08

This workshop is for beginning students. If you have ever wondered what it would be like to weld or create something out of metal, this is the workshop for you. This is a hands-on workshop. Through demonstrations of equipment and safety rules you will create a piece of art. Students should wear cotton clothing with long-sleeves and long pants, work boots and no open toed shoes. Long hair must be tied back. Bring work gloves. All materials are provided.

\$200.00



WOODWORKING

★ *Make a Bowl in a Day*

David Heim

Monday | 12:00 PM - 5:00 PM

1 Day: January 23

In this one-day class for beginners, students will shape and finish a bowl from a hardwood like maple or cherry. They will learn how to mount the wood securely on the lathe, the proper way to use the turning tools to make smooth cuts, and good options for finishing the bowl.

\$160.00

★ *Turning the Table*

David Heim

Friday - Sunday | 12:00 PM - 4:00 PM

3 Days: January 27 - January 29

This is a three-day class in which students will make a Shaker-inspired occasional table with turned legs in cherry. On day one, students will mill the leg blanks and stretchers to length, width, and thickness; they will cut mortises in the legs and tenons on the stretchers. On day two, they will turn the legs (learning how to turn identical pieces and how to produce a uniform taper); they will also glue up pieces to form the top. On day three, they will cut, assemble the table, and apply a quick-drying shellac finish.

\$350.00

★ **Wood Turning with Plywood**

David Heim

Saturday | 12:00 PM - 5:00 PM

1 Day: February 04

This course will introduce students to a venerable technique—creating bowls and vases from glued-up blanks of plywood. Rude Osolnik, one of the more influential turners from the twentieth century, popularized this technique. The layers of plywood produce striking effects in turned pieces.

In this one-day course, students will make a weed pot and a small bowl, using blanks made from Baltic Birch plywood.

\$160.00



★ **Making a Serving Platter**

David Heim

Saturday | 12:00 PM - 5:00 PM

1 Day: February 11

In this one-day workshop, students will turn a hardwood serving platter that's 10 to 12 inches in diameter. They will also explore various options for decorating the piece—gilding, painting, carving—and they will apply a food-safe finish to the finished platter.

\$170.00

★ **Simple Segmented Wood Turning**

David Heim

Saturday & Sunday | 12:00 PM - 4:00 PM

2 Days: March 04 - March 05

This will be a two-day course in which students make a piece from two contrasting woods glued together and shaped. On day 1, we'll glue the pieces together to form the turning blank. On day 2, we'll mount the blank on the lathe and shape the outside of the piece. Then we will use various tools to begin hollowing the inside. When the turning is complete, we'll apply a Danish oil finish.

\$250.00



JEWELRY & METALSMITHING

★ **Sterling Silver Bezel Set Ring**

Maureen Henriques

Saturday | 10:00 AM - 4:00 PM

1 Day: January 14

Perfect for beginners! This bezel setting class will get you on your way to creating a variety of jewelry designs. Students will learn how to create and solder bezels, measure and calculate their ring size, fashion and solder a ring shank, basic use of jeweler tools, and techniques, and of course... setting the stone!

\$220.00

★ **Enamel in a Day**

Gail Bradshaw

Saturday | 10:00 AM - 4:00 PM

1 Day: January 21

Explore the fun of fusing glass to metal. Enameling today is experimental with your imagination as the only limit. It is not the same enameling you tried in high school or camp. This introductory one day workshop will provide you with a "taste" of different techniques. Discover the magic that appears when you combine grains of glass, metal and heat - a mixture of design and happenstance. Get great results, even if it's your first time. No experience necessary

\$165.00

★ **Sterling Silver Water Casting Pendant**

Maureen Henriques

Saturday | 10:00 AM - 4:00 PM

1 Day: February 25

Wonderfully organic shapes result when molten metal is dropped into water. This unique and fun casting technique creates beautiful abstract forms that range from button and pearl like shapes, to cups, twigs, and dynamic splashes of silver. Students will cast silver in water two different ways, and then assemble, solder and patina their castings into a unique pendant. Experience is encouraged, but not necessary. The instructor will supply all materials.

\$220.00

★ **Sterling Silver Spinner Rings**

Maureen Henriques

Saturday | 10:00 AM - 4:00 PM

1 Day: March 04

Spinner rings are just as fun to make as they are to wear! Using sterling silver sheet and wire, we will focus on simple ring construction, sizing, metal texturing, soldering, patina and polish. Experience is encouraged, but not necessary for this fidgety fun class.

\$200.00

Sterling Silver Tube Set Earrings

Maureen Henriques

Friday | 10:00 AM - 4:00 PM

1 Day: March 10

Simple and Stylish. Tube setting is a sleek way to set round gemstones, and it's a great first step toward learning more complex settings. Students will create settings for faceted CZs using heavy wall sterling silver tubing, solder them to personalized sterling silver blanks, add ear wires, patina, polish and for the final step, set the stones. Stone colors will vary depending on availability.

\$200.00

★ **Sterling Silver Orbiting Moon Pendant**

Maureen Henriques

Saturday | 10:00 AM - 4:00 PM

1 Day: March 18

Take your skills to the next level with this workshop. Here you will learn and explore creating custom fit bezels, drilling holes in your stones successfully, and mounting gems atop larger ones. Texture, sawing, soldering and embellishments are just a few of the techniques discussed. Experience is encouraged, but not necessary.

\$220.00



PHOTOGRAPHY & DIGITAL ARTS

★ *iPhone Photography: Beyond the Basics*

Bruce Dunbar

Saturday | 10:00 AM - 2:00 PM

1 Day: January 28

Do you want to move beyond your native iPhone Camera app? Do you want to know how to use your iPhone as a manual camera? Do you want to know about some apps to be more creative? In this session, we will cover iPhone camera apps for greater control and greater creativity. Some class time will be devoted to working with the apps on location at Silvermine. A list of apps will be sent to students and should be installed before the start of the workshop.

\$120.00



★ *Painting & Photoshop*

Jill Nichols

Saturday & Sunday | 10:00 AM – 4:00 PM

2 Days: March 18 - March 19

Through demonstrations in Photoshop and hands-on painting, students will explore options in creating a dynamic painting. Bring paintings that you want to improve or start a new one. Images of student's paintings will be brought into Photoshop to make alterations in composition and color which will then be used as a template to follow for enhancing the painting. This process allows for experimenting with multiple alterations before putting the brush to canvas. Students will have option to learn the Photoshop techniques or opt to watch the instructor complete the Photoshop work on their painting. Please bring painting supplies - see list - and if working toward improving an existing painting please supply a photo and bring the painting. No technical, computer or Photoshop knowledge necessary. Photoshop will only be used as a tool to achieve desired results in your painting. There are many different tools and techniques that will be used depending on the requirements of each painting. Pictured here is a Fibonacci Sequence overlay on preliminary painting done in Photoshop which Jill then used as reference for placement of objects in space on her copper surface.

\$320.00





MIXED MEDIA & COLLAGE

★ ***Unblock your Creativity: Painted Collage***

Frances Eber

Friday | 10:00 AM - 12:00 PM

1 Day: January 20

Painted Collage is an exercise designed to help you to let go of expectations and outcomes. It may seem like playtime, but it is serious work. Here, we are looking for large forms that can create dynamic compositions. We start by painting on blank sheets of paper. Using neutral colors like black, white. Some with drawings on them and others plain. Then we cut them up into random shapes and reconfigure adding more marks as we go. These shapes or motifs are essential to finding your unique vernacular.

\$75.00

★ ***Silvermine Saturday: Gel Plate Printing***

Nash Hyon

Saturday | 2:00 PM - 4:00 PM

1 Day: February 04

Saturday | 2:00 PM - 4:00 PM

1 Day: March 04

No experience needed! In this new, fun two hour workshop we will experience the magic of printing in multiple colors, design, textures and transfers using the gel plate. With water based paints multiple layers will be created by printing the same paper over and over. When these dry, the prints may be used for collage, cards, gift wrap or framed as finished artwork. You will be amazed at what you can make during the two hours of this workshop.

\$60.00

★ ***Abstract Mixed Media Collage***

Heather Neilson


Sunday | 10:00 AM - 4:00 PM

1 Day: March 05

In this workshop, you will create an Abstract Mixed Media Collage painting using hand made collage papers, acrylic paint and embellishments. You will learn how to bring basic principles of Value, Color, Composition and Shape into your work. Heather will guide you to trust your instincts and bring forth your personal style into your work.

\$175.00





PAINTING & DRAWING

★ **Youth Art Studio: Sketching and Painting (Ages: 9-13)**

Wendy MacCordy

Tuesday | 4:30 PM - 6:30 PM

10 Weeks: January 10 - March 14

Students of all levels of experience who want to explore the magic of drawing and painting are invited to join this fun class. Through group and one-on-one instruction, students will be introduced to the fundamentals of color, line, and texture and shape techniques while exploring different styles of modern artists. Projects include drawing and painting from still life, landscape, portraiture and students' own creations.

\$445.00

★ **Creating Comics (Ages: 12-14)**


Timothy Cronin

Tuesday | 4:00 PM - 6:00 PM

8 Weeks: January 10 - February 28

Comics is the art of words and pictures together to tell a story. In this 8 week course. Students will work to strengthen their personal drawing styles as well as learning comics fundamentals including storytelling, pacing, layout, composition, penciling and inking techniques. The goal of the class is to have the students create their own mini-comic.

\$380.00



★ **Youth Art Studio (Ages: 13-17)**

C.J. Guerin

Thursday | 4:30 PM - 6:30 PM

10 Weeks: January 12 - March 16

Students will explore drawing, oil painting, printmaking and 3D work. We will learn the basics of each genre with an opportunity to learn about perspective, color mixing, composition etc. Students will be encouraged in finding their own personal voice with teacher support and guidance. This is a springboard class.

\$505.00

Drawing People in Color with Pastels (Ages: 14-17)

Nomi Silverman

Saturday | 9:30 AM - 12:30 PM

5 Weeks: February 11 - March 11

Play with color in soft pastels while you improve upon the basics of portrait drawing. Students will develop an understanding of gesture, proportion, and structural anatomy by working from a costumed model. Learn the block-in method for figure construction and simplified color theory. Take home the tools to capture the essence of people in rich color.

\$330.00



CERAMICS

★ *Ceramics: Exploring Handbuilding (Ages: 10-13)*

Zach Dunn

Tuesday | 4:30 PM - 6:30 PM

8 Weeks: January 10 - February 28

During this course, your child will create multiple 3-D works of art from clay. Each session will involve making different objects from their imagination through various projects and guidelines. Slabs, pinch pots, coils, and additional techniques will be utilized and explored. The artworks created will have underglaze applied to add color and excitement to the finished creations. Students will not need to supply anything, the school will provide all materials. Students are advised to come to class in clothing that can get messy.

\$355.00

★ *Clay for Teens (Ages: 13-17)*


Don Reynolds

Thursday | 4:30 PM - 6:30 PM

9 Weeks: January 12 - March 16

Let's get down into the mud, and get our hands messy, while learning to make pots out of clay. We will warm up by learning about the properties of clay while making pinch, coil, and/or slab constructed pieces. Next, we will make the giant leap to conquering the potter's wheel. With an open mind, and a lot of practice, students will be guided through the process of centering, opening, and pulling up the walls of a cylinder, or any other forms that strike their fancy. Students will transform their pieces into finished pots ready for use, by glazing and firing their unique masterpieces.

\$375.00



JEWELRY & METALSMITHING

★ *Beginner Metalsmithing (Ages: 14-17)*

Maureen Henriques

Friday | 4:30 PM - 6:30 PM

6 Weeks: January 13 - February 17

Learn the basics of metalsmithing and jewelry making! We will explore techniques including sawing, filing, texturing, fusing, soldering, and finishing of metal pieces. You will also learn about cold connections, such as riveting and wire wrapping. Studio safety, setup, and guidelines for all techniques taught will be stressed throughout the week. Students are required to wear closed-toed shoes, and long hair must be tied back.

\$310.00



PHOTOGRAPHY & DIGITAL ARTS

★ *Exploring Photography (Ages: 13-17)*

Bruce Dunbar

Wednesday | 4:00 PM - 6:00 PM

6 Weeks: January 18 - February 22

Students will explore both digital and analog/film photography. Photographic principles such as aperture, shutter speed, ISO and composition will be discussed. Students are encouraged to explore their artistic vision and expression. Film cameras will be available, students should bring a digital camera and flash drive to the first class.

\$280.00



MIXED MEDIA & COLLAGE

★ **Mixed Media Art (Ages: 6-9)**

Martha Bloom

Monday | 4:00 PM - 6:00 PM

8 Weeks: January 09 - March 13

Mixed Media is a good way to keep one's hand in all the fine art mediums like drawing painting printing collage assemblage and with their combinations. During the session there will be drawing from the model, still life and imaginative work. Painting both abstract and realistic collage using collected imagery, assemblage using 3D objects some sculpture with found objects and clay. A combination of mediums will be practiced as Mixed Media can incorporate personal expression. There will be an emphasis of working in one own style favored pallet and with interests and issues unique to each student -incorporated into their work Careful individual instruction and suggestions will be offered with some class discussion about art making artists techniques.

\$360.00

★ **Art & Drama (Ages: 6-9)**

Martha Bloom

Friday | 4:00 PM - 6:00 PM

10 Weeks: January 13 - March 17

This class will combine the exploration of fine art mixed media as well as theatre and drama. Students will work collaboratively to design write, and perform the play, while also creating a dynamic set, playbill/invitations and elements of their costumes. The class will begin with an overview of all fine art mediums: drawing, painting, collage, assemblage, sculpture and printing. Abstract and classical techniques will be practiced in all mediums with a focus on each student's personal expression, style and ideas. Students will be guided through a play writing process, in which they will create their own theme, characters and conclusion. Each child will decide on their level of involvement with the play and students will rehearse during class time. The play will be performed in the last hour on the last day of the session. Family members, friends and other classes are invited to attend their performance.

\$445.00



ONLINE COURSES

★ **Introduction to Photoshop (Ages: 12-17)**

R.Lee

Sunday | 3:00 PM - 5:30 PM

5 Weeks: February 26 - March 26

In this beginner-level ONLINE course, students will learn the basics of operating Adobe Photoshop. We will practice techniques applicable to both photo editing and digital illustration- including photo restoration, collage, color correction and much more. Students will learn the common terminology associated with Photoshop as well as many other relevant digital editing software. Zoom must be downloaded on the device being used. A computer with Photoshop downloaded (NOT the Photoshop app on the iPad) -Drawing tablets are encouraged for this course, however using any USB or wireless mouse is acceptable. We will email you the private meeting link and password 24 hours in advance of the class.



\$250.00

★ **Animation Basics (Ages: 12-17)**


R.Lee

Sunday | 3:00 PM - 5:30 PM

5 Weeks: January 15 - February 12

In this beginner-level ONLINE class students will learn the software and principles to make animation. Students will animate the classic ball bounce, elements effects, character walk cycles and more! No prior animation experience is necessary, though students must have access to the program Adobe Animate. Drawing tablets are not required but strongly recommended. We will email you the private meeting link and password 24 hours in advance of the class.

\$250.00



YOUTH WORKSHOPS



PAINTING & DRAWING

★ **Art Express (Ages: 7-9)**

Karen Siegel

Dog & Animal Portraits

Tuesday | 4:30 PM - 6:30 PM

1 Day: January 10

Painting Food

Tuesday | 4:30 PM - 6:30 PM

1 Day: January 17

Night Landscapes

Tuesday | 4:30 PM - 6:30 PM

1 Day: January 24

Neon Art

Tuesday | 4:30 PM - 6:30 PM

1 Day: January 31

Geometric Art

Tuesday | 4:30 PM - 6:30 PM

1 Day: March 07

Vision Board Design

Tuesday | 4:30 PM - 6:30 PM

1 Day: March 14

Come investigate and innovate as we experiment with different art forms and materials. Students will develop their own personal visual vocabulary and style. Materials will include inks, watercolors and more.

\$95.00

★ **Art Express (Ages: 10-13)**

Karen Siegel

Dog & Animal Portraits

Wednesday | 4:30 PM - 6:30 PM

1 Day: January 11

Painting Food

Wednesday | 4:30 PM - 6:30 PM

1 Day: January 18

Night Landscapes

Wednesday | 4:30 PM - 6:30 PM

1 Day: January 25

Neon Art

Wednesday | 4:30 PM - 6:30 PM

1 Day: March 08

Geometric Art

Wednesday | 4:30 PM - 6:30 PM

1 Day: March 15

Come investigate and innovate as we experiment with different art forms and materials. Students will develop their own personal visual vocabulary and style. Materials will include inks, oil sticks and more!

\$95.00

★ **Making Comics (Ages: 12-14)**

Timothy Cronin

Saturday | 10:00 AM - 1:00 PM

1 Day: January 14

In this workshop students will learn how to construct a comics page. We will cover elements such as storytelling, pacing, layout, composition and drawing fundamentals. The goal of the workshop is to give students the tools to bring their ideas to life on a finished comics page.

\$145.00

★ **Methods of the Modern Masters Workshop (Ages: 8-11)**

Patricia Wetzler

Frank Stella: Bands of Color

Saturday | 10:30 AM - 12:00 PM

1 Day: March 04

Wayne Thiebault: Desserts

Saturday | 10:30 AM - 12:00 PM

1 Day: March

Grandma Moses: Farm Scenes

Saturday | 10:30 AM - 12:00 PM

1 Day: March 18

In Methods of the Modern Masters, students will learn about artists and the styles which make them unique in the art world. The children will learn about the artist's lives, the art movements they were a part of and what materials and methods they used to make them stand out in the art world. Working from examples of the artists master works, students will reproduce their own versions of the that artist' style using a variety of materials.

\$105.00





CERAMICS

★ **Family Clay Day: Collaborative Creation (Ages: 5 & Up)**

Megan Collins

Sunday | 1:00 PM - 4:00 PM

1 Day: January 22

Sunday | 1:00 PM - 4:00 PM

1 Day: February 05

Sunday | 1:00 PM - 4:00 PM

1 Day: March 05

The workshop price is for two participants. Please register your child for this workshop, and the parent/guardian attending will automatically be included in that registration. Looking for a creative afternoon to spend with your child, niece, nephew or grandchild? Come spend the afternoon making a collaborative project together with your loved one. This workshop is geared towards working in clay, using either hand building or wheel throwing to create ceramic pieces. Please bring a snack without nuts. The school supplies all materials. Clay pieces take three to four weeks to be fired. The school will notify parents when pieces are ready to be picked up.

\$125.00



WOODWORKING

★ **Make a Shaker Step Stool (Ages: 12-17)**

David Heim

Saturday & Sunday | 12:00 PM - 5:00 PM

2 Day: March 11 - March 12

A one-day workshop for kids 12-18. They will use the table saw, the bandsaw, and sanders to make a small but useful step stool in the Shaker style. For a finishing touch, they'll give the stool a coat of authentic milk paint.

\$310.00



MIXED MEDIA & COLLAGE

★ **Winter School Break: Studio Art Jams (Ages: 5-10)**

Marta Kot

Winter Magic: Forest Snow Queens & Furry Snow Monsters

Monday | 9:00 AM - 1:00 PM

1 Day: January 16

Princes & Princesses, Fairies & Gnomes

Friday | 9:00 AM - 1:00 PM

1 Day: February 17

Winter Owls & Birds

Monday | 9:00 AM - 1:00 PM

1 Day: February 20

Waking up from Hibernation

Friday | 9:00 AM - 1:00 PM

1 Day: March 17

Large Sized Bugs & Butterflies

Friday | 9:00 AM - 1:00 PM

1 Day: March 24

Children will discover the beauty and magic of expression while exploring a variety of materials in each studio session. Skills and techniques will be developed while painting, drawing, sculpting and making friends. Materials may include charcoal, fabric, paint, clay, watercolors, oil pastels, wood, foam, beads and glitter dust, more. All materials will be supplied. Children should bring a peanut free hearty snack to each session, and a labeled sturdy container to transport objects home (clay sessions only). Warm Clothing for Outside Exploration!

\$140.00

★ **Winter Art Jams (Ages: 5-10)**

Marta Kot

Clay Winter Animals

Sunday | 10:00 AM - 2:00 PM

1 Day: January 22

"I Love You"

Sunday | 10:00 AM - 2:00 PM

1 Day: February 12

Winter Light in Landscape

Sunday | 10:00 AM - 2:00 PM

1 Day: March 12

Children will discover the beauty and magic of expression while exploring a variety of materials in each studio session. Skills and techniques will be developed while painting, drawing, sculpting and making friends. Materials may include charcoal, fabric, paint, clay, watercolors, oil pastels, wood, foam, beads and glitter dust, more. All materials will be supplied. Children should bring a peanut free hearty snack to each session, and a labeled sturdy container to transport objects home (clay sessions only). Warm Clothing for Outside Exploration!

\$140.00

★ **Winter School Break: Studio Art Jams (Ages: 5-10)**

Marta Kot

Painting & Building a Sculpture

Monday & Tuesday | 9:00 AM - 1:00 PM

2 Days: March 20 - March 21

Children will discover the beauty and magic of expression while exploring a variety of materials in each studio session. Skills and techniques will be developed while painting, drawing, sculpting and making friends. Materials may include charcoal, fabric, paint, clay, watercolors, oil pastels, wood, foam, beads and glitter dust, more. All materials will be supplied. Children should bring a peanut free hearty snack to each session, and a labeled sturdy container to transport objects home (clay sessions only). Warm Clothing for Outside Exploration!

\$270.00



★ **Winter School Break: Studio Art Jams (Ages: 5-10)**

Marta Kot

School Break Fun! A Variety of Projects & Materials

Wednesday & Thursday | 9:00 AM - 1:00 PM

2 Days: March 22 - March 23

Children will discover the beauty and magic of expression while exploring a variety of materials in each studio session. Skills and techniques will be developed while painting, drawing, sculpting and making friends. Materials may include charcoal, fabric, paint, clay, watercolors, oil pastels, wood, foam, beads and glitter dust, more. All materials will be supplied. Children should bring a peanut free hearty snack to each session, and a labeled sturdy container to transport objects home (clay sessions only). Warm Clothing for Outside Exploration

\$270.00