

Spring  
2023

Silvermine

Silvermine School of Art  
*Welding in the Sculpture Studio, 1996*



# Spring Session 2023

## **April 3 – June 4**

Spring Session Holidays - School Closed:  
Memorial Day – Monday, May 29

# Summer Art Studios 2023

## **June 19 – August 25**

Registration Now Open

Summer Art Studio Holidays - School Closed:  
Independence Day – Tuesday, July 4

---

### **Registration Information:**

#### **Need Help Choosing a Course?**

If you need assistance in your selection, contact the school office at 203-966-6668, x 2 or [schooladmin@silvermineart.org](mailto:schooladmin@silvermineart.org)

#### **How to Register?**

Online: [www.silvermineart.org](http://www.silvermineart.org)

Phone: 203-966-6668, ext. 2

**NO IN-PERSON REGISTRATION OR EMAIL**

#### **Want to Register Early?**

Become a Silver Benefactor today! Donations totaling \$1,000 or more annually entitle you to register before the general public.

Click [here](#) to make your donation.

---

### **Give the Gift of Art**

Gift certificates are available in any denomination. Please call 203-966-6668, ext. 2 to make your purchase.

---

### **School Office Hours:**

**Monday – Friday**

**9:00 AM – 5:00 PM**

**Phone:** 203-966-6668, ext. 2

**1028 Silvermine Rd, New Canaan, CT**

The school office is located across the street from the main building—to the left of the Silvermine Market.

## **Silvermine Arts Center**

### **COVID-19 Masking Policy**

Masking requirements are determined by individual instructors. Students enrolled in a program, in which the instructor requires must adhere. Please view the 'Additional Information' section of each program to familiarize yourselves with the instructor's masking requirements.

### **COVID-19 Assumption of Risk**

COVID-19, is highly contagious and declared a worldwide pandemic by the World Health Organization. People can be infected and show no symptoms and therefore spread the disease. COVID-19 can cause serious and potentially life-threatening illness and even death. The Silvermine Arts Center cannot prevent you (or your family members) from becoming exposed to, contracting, or spreading COVID-19 while utilizing the Center's services or premises. Therefore, if you choose to utilize the Center's services and/or enter onto Center's premises you understand, acknowledge and accept the risks that you may be exposing yourself to and/or increasing your risk of contracting or spreading COVID-19.

Please visit our website for more details: [www.silvermineart.org](http://www.silvermineart.org)

---

## **Upcoming Events:**

### **Draw Until You Drop**

**Saturday, June 10th**

Join us for a day of non-stop drawing. This is an opportunity for continuous, intensive figure drawing with a model or models in sustained poses and still life set-ups.

This event is open to adults 16+ and will take place in the school building as well as various locations outside on our campus.

**Time: TBD**

## School Policies

As an educational community, Silvermine affirms the freedom of its students to pursue their artistic interests and is committed to protecting the safety and well-being of all persons on campus. Silvermine has developed a [Code of Conduct](#) in order to maintain an environment conducive to artistic endeavors. All students are responsible for upholding these policies and violators will be asked to leave.

### General Studio Policies

All studio scheduling is at the discretion of Silvermine Art Center Administrative Staff. Students attending programs at Silvermine Art Center are permitted to utilize the facilities during scheduled program times *only* and must adhere to the general policies set forth below.

### Arrival/Set Up:

If the studio set up is complete, students may enter the classroom 15 minutes before their class time to prepare for class. If the set up is not complete, students will remain to wait outside of the classroom until permitted to enter.

For the safety of students aged 16 or younger, parents are required to drop off students at the studio location. Youth students may **not** be dropped off in the parking lot.

### Departure/Clean Up:

Our studios are **multi-use spaces** operating 7 days a week. Students are expected to clean their individual spaces and be prepared to exit the class on time. In the event that additional time is needed students must be prepared to leave the classroom **no more than 10 minutes after the scheduled end time of the program.**

- It is imperative that neither paint nor solvents are poured directly into the sinks. If you are unsure of the right way to clean your palette or brushes, please be sure to speak with your instructor. Please be mindful of our energy usage and be sure to close all doors & windows upon your exit.

For the safety of students aged 16 or younger, parents are required to pick up students at the studio location. Youth students may **not** be picked up in the parking lot.

View the full list of policies [here](#).

## Open Sketch:

These sessions are open to the public, ages 16 & up and provide the opportunity to work in a studio environment from a live model. We have a maximum capacity of 12 students per session.

Models are of male and female genders and are nude for all bookings except the first Friday of every month.

Open Sketch sessions are all walk-in. Payment is made in CASH or CHECK (exact change only).

**Monday:** 1:00 PM – 4:00 PM | \$20.00

**Wednesday:** 6:30 PM – 9:30 PM | \$20.00

**Friday:** 10:00 AM – 3:30 PM | \$30.00

For more information, please click [here](#).

---

## Contents

<b><u>Adult Courses</u></b>	3-21
<b><u>Adult Workshops</u></b>	22-35
<b><u>Youth Courses</u></b>	36-38
<b><u>Youth Workshops</u></b>	39-42
<b><u>Youth Online Courses</u></b>	42
<b><u>Family Workshops</u></b>	42-43

★ These courses & workshops are introductory and geared towards beginners. They will provide students the foundational knowledge in the medium.

Please note that some classes may be mixed-level, with students attending who are beginners to intermediate.



# Adult Courses



## PAINTING & DRAWING

### ★ *The Beauty of Paint*

Lenny Moskowitz

**Monday | 9:00 AM - 12:00 PM**

**6 Weeks: April 10 - May 15**

Students of all levels will be introduced to new approaches for creating art. I implement and encourage playfulness and simplification. We will explore and experiment with different ways of art making. The course will cover the basics of value, color mixing, composition, and depth. Through demonstrations and individual guidance, students will explore and develop their own visual language. The course will be suitable for someone just beginning and also someone who is looking to expand their methods and approaches to making art.

**\$310.00**

### ★ *Basic Techniques of Watercolors*

Alex McFarlane

**Monday | 9:30 AM - 12:30 PM**

**8 Weeks: April 10 - June 05**

This course is for beginners and experienced students who want to progress. Watercolor painting is about technical skills that can be learned. There will be a demonstration at the beginning of each class. How to relax and be comfortable while using watercolors is encouraged. In addition, inventive compositions for still life, figure and landscape will be encouraged.

**\$400.00**



### *Copying from the Masters*

Justin Wiest

**Monday | 9:30 AM - 12:30 PM**

**8 Weeks: April 10 - June 05**

Copying old master works was a time-tested tradition throughout the ages. Students will work from high quality reproductions and be led through a step-by-step approach to thinking and working in the old master manner. Beginning with the drawing, then capturing and slowly building the layers of paint with glazes mixed with chalk and oil, students will learn the full process, which they can then introduce into their own methods of painting. Reproductions will be provided for the students.

**\$400.00**

## ***Dual Color Alchemy***


Jill Nichols

**Monday | 12:30 PM - 3:30 PM**

**8 Weeks: April 10 - June 05**

Color is the most complicated and elusive element in painting. Unlock the mysteries of how we see color, the meaning of color, how light affects color, and the nuances of color mixing. Students will investigate ways of creating dynamic color interactions and experiment with value, contrast, temperature. Take away an enhanced working knowledge of color with hands-on references.

**\$400.00**



## **★ *Introduction to the Art of Drawing***

Alex McFarlane

**Monday | 1:00 PM - 4:00 PM**

**8 Weeks: April 10 - June 05**

We begin by learning how to measure using our eye, how to create the proportions of our subject. When applying these methods of measurement and proportion, we give drama and expression to our drawings. Learn about shading, perspective and composition. Subjects include basic forms, the figure, portrait and landscapes. Every class will start with a demonstration and individual attention is given to each student.

**\$430.00**

## ***Intermediate Still Life & Landscape Painting***

Kirill Doron

**Tuesday | 9:30 AM - 12:30 PM**

**8 Weeks: April 11 - May 30**

This course is for students with some background in drawing or painting. Working with landscape or still life, beginning oil painters will learn the fundamentals, including color, composition, form, and materials. Intermediate oil painters can hone existing skills and explore more complex challenges.

**\$400.00**

## ***Survey of Drawing Materials & Techniques***

Justin Wiest

**Tuesday | 9:30 AM - 12:30 PM**

**8 Weeks: April 11 - May 30**

"Drawing is the probity of Art.." is as true today as when Ingres declared it two hundred years ago. The class will investigate the harmonic expression of lines combined with the poetic power of tone. The class will have a running discussion on how drawing informs other media such as print making, painting, and sculpture. Class topics will include landscape, still life, and portrait. Various drawing materials are suited for varying tasks. These materials include: graphite/charcoal, pen/ink, metal point, and conte crayon. We will see what media works best for landscape, still life, and figure. The instructor will give demonstrations and provide samples. Open to all levels.

**\$430.00**



## ★ **Watercolor Landscapes**

Wendy MacCordy

**Tuesday | 9:30 AM - 12:30 PM**

**8 Weeks: April 11 - May 30**

The fundamentals of watercolor will be taught and the emphasis will be on becoming comfortable with the spontaneous nature of the medium. We will focus on how to capture light filled landscape paintings by using the white of the watercolor paper. Demonstrations will be given at the beginning of each class. Bring your own landscape photographs as a reference.

**\$400.00**



## **Spring into Plein Air**

Justin Wiest

**Tuesday | 1:00 PM - 4:00 PM**

**8 Weeks: April 11 - May 30**

The Spring offers landscape painters a wonderful variety of shapes, light, and color. Our class will tackle the challenges that working outside presents. By identifying an initial design and by anticipating change, artists can take advantage of what nature offers. Demonstrations on location will be given. All media welcome and all levels too.

**\$400.00**

## ★ **Foundation Drawing**

Matthew Shelley

**Tuesday | 7:00 PM - 9:00 PM**

**8 Weeks: April 11 - May 30**

This course will offer a comprehensive foundation in drawing for both beginners and those who wish to practice and brush up on their drawing skills. Working with a variety of dry materials, students learn to use line, value, gesture and perspective. Students will draw from observation; participants will learn to reorient their minds, focusing on the relationship of space rather than objects, working with still life, and landscape.

**\$290.00**

## ★ **Abstract Painting: Dynamics of Symbols and Color in Composition**

Dmitri Wright

**Wednesday | 9:00 AM - 12:00 PM**

**8 Weeks: April 12 - May 31**

**Wednesday | 1:00 PM - 4:00 PM**

**8 Weeks: April 12 - May 31**

Develop your own unique personal vision as an abstract painter and explore new ideas via the art of the creative process. Focus will be on the abstracted from the representative - figure, landscape or floral in applying one's personal perception, temperament and aesthetical beauty for more expressive freedom in chosen subject. There will be presentations of color and compositional theory, in addition to playful exercises in working large. Students at all levels are welcome to work in any medium of their choice. Bring an Artist Journal and any supplies you are already working in.

**\$400.00**



## ★ **Painting 101: Foundation Painting**

Alex McFarlane

**Wednesday | 9:30 AM - 12:30 PM**

**8 Weeks: April 12 - May 31**

This course is for beginning and intermediate students who want to learn the techniques and procedures necessary for painting in oils or acrylics. Basic skills in drawing, composition, mixing and applying paint will be demonstrated. Subject matter will include still life, figure, portrait and landscape. You will be guided through the foundation steps towards a satisfying work of art.

**\$445.00**



## ★ **Introduction to Japanese Brush Painting**

Maj Kalfus

**Wednesday | 10:00 AM - 12:00 PM**

**5 Weeks: April 12 - May 10**

Through the simplicity of minimalist brush strokes, learn the techniques used in the ancient art of brush painting known as Sumi-e. The art of brush painting aims at depicting the spirit of a subject through balance, rhythm and harmony. The techniques will be demonstrated in this class, exploring the use of brush, ink and rice paper. Students will learn to depict traditional images from nature such as orchids, bamboo, chrysanthemums and plum trees...mastering the unique brush strokes to execute each. Students will learn to use the distinctive Sumi-e materials: learn to make ink with ink sticks, learn about the different brush styles and how to hold them and how to utilize rice paper.

**\$185.00**

## **Painting Alchemy**

Jill Nichols

**Wednesday | 12:30 PM - 3:30 PM**

**8 Weeks: April 12 - May 31**

This class focuses on painting from life - Still Life, including florals in inclement weather and outside landscape in nice weather. Painting from direct observation keeps the painter honest through the challenge of translating multi-dimensions into the two dimensions of the painted canvas.

**\$400.00**

## **Art Journaling: Creating Your Own Creative Journals in Any Media**

Nancy McTague-Stock

**Wednesday | 1:00 PM - 2:30 PM**

**6 Weeks: April 12 - May 17**

You may enjoy drawing with pencil, colored pencil and painting with watercolor, gouache or acrylic alike! You may be a writer who loves to collage. This is a great class for those of you with a little experience in creativity who would like to combine your favorite media in an artistic, journaling style. Whether you are a gardener, a beachcomber, a hiker, an interior designer, a cook or a poet, we can utilize your affinity for all or any these things as a springboard for beginning your journaling practice and how to later segue these into other finished works of art if desired! Note: While instruction and demonstration will be provided, this is not a class for people who wish to learn a particular media from the beginning, but rather, for creative people who wish to explore the journal as a platform/paradigm for their own art of design, media and words and learn how to go about doing so. All media welcomed!

**\$395.00**

## ★ *Painting with Encaustics*

Nash Hyon

**Wednesday | 1:00 PM - 4:00 PM**

**8 Weeks: April 12 - May 31**

Explore the medium that works with a mixture of beeswax and pigment, giving your paintings a beautiful surface and depth. Learn the techniques, methods and history of the medium. A demonstration will start each class, followed by time to experiment or create your own painting, with individual instruction. No painting experience necessary. The school will supply major equipment. Other supplies can be purchased locally or online. This is a small class that gives students individual attention.

**\$425.00**



## *Big Picture: Choose Your Theme Figure, Landscape, or Still Life*

Alex McFarlane

**Wednesday | 1:00 PM - 4:00 PM**

**8 Weeks: April 12 - May 31**

This course is ideal for someone who wants to start, execute and finish one painting or drawing. For the narrative artist, there will be a sustained pose for the entire session. The still life artist will have an individual set-up tailored to meet his or her needs. For the landscape artist, there will be individual guidance in making nature look natural. There will be demonstrations. \*Please note: If the class chooses to focus on the figure, an additional fee will be required

**\$400.00**

## *Getting a Hold on the Language of Drawing: Landscape Edition*

Josephine Robinson

**Thursday | 9:30 AM - 12:30 PM**

**8 Weeks: April 13 - June 01**

In this continuing course, on discovering a personal language in drawing, students will draw from organic/not man made still life objects. The drawings of these objects, will focus on discovering and describing the structure of these objects. Understanding structure, allows the artist to portray an object realistically, or 3 dimensionally. More importantly, it allows an artist to begin to think about design. Once students have observed and grasped the structure of the objects, students will be able to consider, and will be guided towards a construction of the whole drawing. This will have the effect of allowing your subject matter to exist as more than an "observed" object, or objects. In this way, students will naturally develop, or further develop, a personal vocabulary of drawing elements suited to sustaining a strong sense of design in their drawings. We will look at the drawings of the great masters and works from contemporary artists, in order to understand how their sense of design has heightened the artistry, and beauty, and execution, of their works.

**\$400.00**





## **Broaden the View**

C.J. Guerin

**Thursday | 9:30 AM - 12:30 PM**

**8 Weeks: April 13 - June 01**

This class is for students who have a working knowledge of sketching and painting. The sessions will be aimed at improving your painting through dynamic compositions, new and mixed materials, "out of the box" ideas, and various methods of working to stretch your concepts. The sessions will be aimed at landscape and still life to help you move on with your work to the next level while developing your own personal voice. There will be demonstrations and individual guidance in oil, watercolor and acrylic.

**\$400.00**

## **Talking Heads: Portrait Painting**

Heidi Harrington

**Thursday | 9:30 AM - 12:30 PM**

**8 Weeks: April 13 - June 01**

This course focuses on producing a more intimate view of a portrait. There will be individual attention as students work from a model in two four week poses. Throughout the course, there will be short demonstrations and examples of different artist's work. Each session will focus on one pictorial objective, such as tone, composition and color, as well as a focus on individual facial features. It welcomes both beginners and experienced artists.

**\$520.00**



## **Figure Drawing**

Justin Wiest

**Thursday | 9:30 AM - 12:30 PM**

**8 Weeks: April 13 - June 01**

Learn the human figure's complex construction while heightening your ability to draw a figure from observation. Working from the model, emphasis on gesture, balance and proportion will be stressed throughout to aid in the illusion of credibility posed figures. Students should leave this class with a better understanding of the figure's key landmarks, form sense and construction as well as a greater ability to render a figure from life and from memory.

**\$520.00**

## **★ Acrylic Painting Projects for Beginners**

Nash Hyon

**Thursday | 1:00 PM - 4:00 PM**

**8 Weeks: April 13 - June 01**

**Saturday | 1:30 PM - 4:30 PM**

**8 Weeks: April 15 - June 03**

This class is designed for students new to acrylic painting. We will explore a series of painting projects using paint, collage and various acrylic mediums with abstract, still life and landscape included. Basic information on color, composition and individual style will be covered.

**\$400.00**

### **Acrylic Abstract Painting**

Aleksandr Razin

**Thursday | 1:00 PM - 4:00 PM**

**8 Weeks: April 13 - June 01**

Students of all levels develop a working knowledge of abstract painting that challenges them to see and interpret in new ways. Using acrylics students will learn color, line, movement, and form, through individual instruction. Subjects include landscape and still life, as well as non-representational forms.

**\$400.00**

### **Basic Drawing & Painting**



C.J. Guerin

**Thursday | 1:00 PM - 4:00 PM**

**8 Weeks: April 13 - June 01**

This course is for the beginner or returning student to learn the fundamentals of drawing and painting. We begin with basic sketching techniques enabling students to accurately record what they see, and the second half of the course will introduce painting, color mixing, paint application, glazing, texture, and aerial and linear perspective. These sessions will be aimed at creating a still life and landscape.

**\$400.00**

### **Beyond a Pretty Picture**

Alex McFarlane

**Thursday | 7:00 PM - 10:00 PM**

**8 Weeks: April 13 - June 01**

You know you are good, but how do you get your painting to look like the vision in your head? This is tailored to the individual, from how you think about art to how you develop a personalized statement. Learn to analyze your vision and find a seamless balance between concept, composition and technique.

**\$400.00**



### **Contemporary Impressionism and Beyond: Experience to Expression**

Dmitri Wright

**Friday | 9:00 AM - 12:00 PM**

**8 Weeks: April 14 - June 02**

**Friday | 1:00 PM - 4:00 PM**

**8 Weeks: April 14 - June 02**

Develop our own unique style while discovering the philosophy and techniques used by the impressionist masters. Such methods used by the impressionists were taken from the classical and today used by the modernists are the tools you will learn from illustrative to the abstract. Students from all levels and interests, as well as those working in all materials and methods are welcomed from classical to abstract.

**\$400.00**

### **Abstract Painting**

Natasha Karpinskaia

**Friday | 9:30 AM - 12:30 PM**

**8 Weeks: April 14 - June 02**

This course will explore intellectual elements of abstraction, it is about ideas that are at the core of abstract imagery. It's objective is to learn how to transfer experiences, concepts and perception of the real world into abstract images. We will experiment with color, shapes, lines, and texture. Some demos, exercises and discussions will also be included. The class is suitable for those who have taken introductory painting courses and have the desire to explore abstraction.

**\$400.00**

## ★ ***Drawing: Beginning and Intermediate***

Carolyn Van Duyn

**Friday | 10:00 AM - 1:00 PM**

**7 Weeks: April 14 - June 02**

Utilizing a range of drawing techniques and materials, students will learn to strengthen observational skills, explore their creativity and increase inventive powers. Representational and nonrepresentational mark-making will be demonstrated and explored. We will also study different creative approaches to drawing, finding inspiration from art historical objects from different cultures and traditions. Class time will be divided between demonstrations, discussions, drawing exercises and critiques.

**\$360.00**

## ★ ***Drawing & Painting in Combination***

Alex McFarlane

**Saturday | 9:30 AM - 12:30 PM**

**8 Weeks: April 15 - June 03**

This course is designed to instruct students in the fundamentals of drawing, composition and the basic techniques of painting. Mixing and applying paint will be demonstrated. Subjects such as still life, figure and landscape will be covered. Those who wish to draw exclusively are guided from a beginning thumbnail to a finished presentation. Likewise, the painters will learn their craft step-by-step.

**\$400.00**

## ★ ***Expressive Abstract Painting***

Heather Neilson

**Tuesday | 1:00 PM - 3:30 PM**

**6 Weeks: April 25 - May 30**

In this class you will explore and develop expressive abstract painting skills using acrylic paint, mark-making and a variety of other tools. Through a series of fun exercises exploring principles of Value, Color, Composition and Shape you will hone your confidence and unique expression. Experience the freedom and joy that comes from trusting your instincts and taming the inner critic in a warm and non-judgmental setting. Tap your unique style and bring your full human experience to the canvas.

**\$260.00**

## ***Sculptural Figure & Portrait Painting in Oil or Pastel***

Dean Fisher

**Wednesday | 9:30 AM - 12:30 PM**

**6 Weeks: April 26 - May 31**

Be prepared to squint, step back and use your big brushes! In this course, through the use of painting and drawing live models, you will learn fundamental approaches to capturing correct proportions, convincing gestures and realistic effects of light and shadow through the use of gaining an understanding of tone and color temperature. Another focus will be using oil, acrylic or pastels in a sculptural way, using these mediums to impart greater solidity and expressive potential using impasto and accentuated planes changes in the form. We will focus on these key principles to see how they are all interconnected and play vital roles in breathing life into our work. This is a course for all levels of ability with the majority of the instruction offered on a one to one basis geared to the level of each participant.

**\$400.00**



## **CERAMICS**

### ★ ***On & Off the Potter's Wheel for All Levels***

Jon Puzzuoli

**Monday | 1:00 PM - 4:00 PM**

**8 Weeks: April 10 - June 05**

Whether you've never touched clay or have been at it for years, this class will accommodate your needs. The initial focus of the class will be on the potter's wheel and will then transition to exploration of handbuilding techniques, with an emphasis on slab work. Beginners will be taught foundational wheel skills, general pottery techniques and gain an understanding of the complete ceramic process. For those who have more experience, the class will focus on complex forms, various surface treatments and advanced glazing methods. Class demos as well as individual instruction will be provided.

**\$465.00**

### ***Clay Your Way***

Clare Lewis

**Tuesday | 9:30 AM - 12:30 PM**

**8 Weeks: April 11 - May 30**

Whether new to clay, or experienced, your instructor will guide you through demonstrations and individual coaching. Throwing on the wheel and hand building will be offered. You can choose your own approach: functional or sculptural. The emphasis is on discovering your unique creativity while having fun and learning new techniques.

**\$465.00**



### ***Exploring Soda Firing***

Jon Puzzuoli

**Tuesday | 3:45 PM - 6:45 PM**

**8 Weeks: April 11 - May 30**

Create work, glaze and fire your pottery in our newly built Soda Kiln and learn about this unique firing process from beginning to end. During the beginning of the semester we design work with this firing method in mind. Weekly demos will refine your skills and individual instruction. Mid semester, we will explore flashing slips and 7 new glazes, including new crystalline matte and ash glazes. As a class we will then prep for the firing and strategically load the kiln. At the end of the semester, we will fire the kiln collectively and participate in adding wood, baking soda and salt through the kilning. The class will also have access to the gas reduction kiln.

**\$465.00**



## ★ **Potter's Wheel for All Levels**

Jon Puzzuoli

**Tuesday | 7:00 PM - 10:00 PM**

**8 Weeks: April 11 - May 30**

**Thursday | 7:00 PM - 10:00 PM**

**8 Weeks: April 13 - June 01**

Whether you are new to the potter's wheel or wish to build upon your existing skills, this class will fill your needs. Beginners will be taught the important skills needed to create a vessel on the wheel. For those who have more experience, the class will focus on more complex shapes, various surface textures and alternative glazing methods. Class demos as well as individual instruction will be provided.

**\$465.00**

## **Intermediate & Advanced Ceramics**

Heather Houston

**Wednesday | 10:00 AM - 1:00 PM**

**8 Weeks: April 12 - May 31**

Explore the process of intermediate to advanced throwing, hand building, construction and glazing techniques. Students will build on basic skills to learn how to make complex forms and interesting shapes using both hand building and wheel throwing techniques. Everyone will receive individual instruction in addition to class demos and will be encouraged to work independently on projects.

**\$465.00**



## ★ **Center Yourself! Clear your Mind and Create with Clay**

Don Reynolds

**Wednesday | 4:00 PM - 7:00 PM**

**8 Weeks: April 12 - May 31**

This class is designed for both the beginner with a desire to learn the basics of working with clay, and any other students who may feel like they don't quite fit into an advanced class just yet. We will explore the fundamentals of using the potter's wheel to create thrown forms and offer those with some experience a great space to hone and reinforce their skills. This class will also provide some guidance on basic hand building techniques that will allow students to create pieces without the potter's wheel. Thrown, pinched, coiled, or slab built. Clear your mind and create with clay!

**\$465.00**

## **Pottery & Vessel Sculpture: Intermediate to Advanced**

Keiko Ashida

**Thursday | 10:00 AM - 1:00 PM**

**8 Weeks: April 13 - June 01**

**Saturday | 10:00 AM - 1:00 PM**

**8 Weeks: April 15 - June 03**

Intermediate and advanced students will explore alternative methods. A variety of wheel throwing, hand building, and surfacing, and glazing techniques will be covered. The emphasis is on using skills to build vessel sculptures on and off the wheel. Personal creativity will be encouraged.

**\$465.00**



## ***Beyond the Fundamentals of Pottery***


Clare Lewis

**Friday | 9:30 AM - 12:30 PM**

**8 Weeks: April 14 - June 02**

Have fun while refreshing your basic skills and learning more advanced throwing. Demonstrations and individual help are offered to bring out the best in your projects and ideas, whether functional or sculptural. A variety of decorating and forming techniques, as well as glazing, will be addressed. The focus is on discovering your personal style and moving up to the next level.

**\$465.00**



## **PRINTMAKING**

### **★ Evening Experimental Printmaking**

Martha Bloom

**Monday | 6:30 PM - 9:30 PM**

**8 Weeks: April 10 - June 05**

Discover a multitude of printmaking techniques, through experimentation with a focus on student's personal expression and aesthetic. Painting Collaging or drawing into finished prints will also be reviewed and practiced as desired. Careful individual attention and direction will be given in: Preparation of paper; inking of plates and textures; composition; self-expression; pallet; embossment; composition and approaches to using the press; textural work and much more!

**\$420.00**



### ***Monotype Printmaking***

Natasha Karpinskaia

**Thursday | 9:30 AM - 12:30 PM**

**8 Weeks: April 13 - June 01**

**Thursday | 1:00 PM - 4:00 PM**

**8 Weeks: April 13 - June 01**

Participants will learn all the basic techniques for creating monotypes: multiple plates, chine colle', stencils and viscosity. It will focus on practicing, experimenting and letting the process lead you to new innovations. Discover endless possibilities as you print more. Emphasis is given to helping each student develop a personal knowledge of the process.

**\$420.00**



## **METAL & SCULPTURE**

### ★ ***The Art of Metal***

Justin Perlman

**Tuesday | 9:00 AM - 1:00 PM**

**8 Weeks: April 11 - May 30**

This class is for anyone who has ever wanted to explore the exciting medium of metal sculpture. The class is designed to work with any student no matter the level of experience. The student will learn the fundamentals of working in metal, including plasma cutting, shaping, forging, MIG welding, and finishing. The student will have access to the shop, the tools, and guided instruction. Students often work on projects of their own design and are aided in planning, securing materials, and execution of their work. New students who have never worked in this medium will also have access to some basic materials to learn on. Though basic safety equipment is provided, students should wear cotton long sleeves, jeans or work pants, and boots. It is also recommended that students bring their own leather work gloves. All levels welcome

**\$570.00**

### ★ ***The Art of Metal***


Justin Perlman

**Tuesday | 6:30 PM - 9:30 PM**

**8 Weeks: April 11 - May 30**

This class is for anyone who has ever wanted to explore the exciting medium of metal sculpture. The class is designed to work with any student no matter the level of experience. The student will learn the fundamentals of working in metal, including plasma cutting, shaping, forging, MIG welding, and finishing. The student will have access to the shop, the tools, and guided instruction. Students often work on projects of their own design and are aided in planning, securing materials, and execution of their work. New students who have never worked in this medium will also have access to some basic materials to learn on. Though basic safety equipment is provided, students should wear cotton long sleeves, jeans or work pants, and boots. It is also recommended that students bring their own leather work gloves. All levels welcome

**\$450.00**



## ★ *Figure Sculpture Revisited*

Julia Murphy

**Tuesday | 10:00 AM - 1:00 PM**

**8 Weeks: April 11 - May 30**

This course encourages students to create their own reality of a live model in clay. Guided by the fundamentals of building the human figure, students will learn a practical approach to anatomy, proportion and design. Students may choose their own approach to their projects, including bas-relief or 3-dimensional images of the full figure, head or fragment. The sculpture will be modeled in terra cotta clay, hollowed, air dried and fired. There will be an additional fee for firing pieces.

**\$530.00**



## ★ *Drawing with Clay: Intro to Relief Sculpture*

Julia Murphy

**Tuesday | 1:30 PM - 3:30 PM**

**8 Weeks: April 11 - May 30**

In this class, students will learn the fascinating art of sculpting a bas relief in clay; no experience is necessary to begin working in this accessible and convenient sculptural style. The class will be particularly helpful for students with drawing and painting experience who would like to explore clay as a medium, as well as those who would like to continue working on their piece at home between classes. Using concepts such as foreground/background, perspective, and overlapping, students will learn sculpting and drawing techniques to model the illusion of depth and form in their own work of art. Students will work from their choice of a still life or their own photographic reference to create a flat clay plaque which will be dried and fired at the end of the class (additional firing fees apply.) This course will give students the foundational skills to confidently approach complex subjects such as the portrait or figure, and is an excellent complement to Figure Sculpture Reviewed.

**\$320.00**

## ★ *The Art of Stone Sculpture*

Andrew Davis

**Thursday | 10:00 AM - 2:00 PM**

**8 Weeks: April 13 - June 01**

Students will learn, through hands-on experience and demonstrations, this timeless art of sculpting stone and working with various types of stone. Experience hand and power tools while executing a stone piece. You will be taken through the entire process from stone selection to carving and polishing.

**\$530.00**

## ★ *The Art of Stone Sculpture*

Andrew Davis

**Thursday | 7:00 PM - 10:00 PM**

**8 Weeks: April 13 - June 01**

Students will learn, through hands-on experience and demonstrations, this timeless art of sculpting stone and working with various types of stone. Experience hand and power tools while executing a stone piece. You will be taken through the entire process from stone selection to carving and polishing.

**\$420.00**





## ★ **All Levels: Metal Sculpture**

Justin Perlman

**Saturday | 9:00 AM - 1:00 PM**

**8 Weeks: April 15 - June 03**

All levels will learn the methods and techniques to create traditional, contemporary and functional three-dimensional pieces of art. There will be demonstrations of various pieces of equipment, including oxy-acetylene and electric arc welding. Among many other lessons, forging, will introduce students to the concept of annealing and hardening of metal. Students should wear work boots, long sleeved cotton clothing, and bring work gloves. Long hair must be tied back. Materials will be discussed at the first class.

**\$570.00**

## **The Art of Sculpture and Bronze Casting**

Justin Perlman

**Monday | 10:00 AM - 1:00 PM**

**8 Weeks: April 17 - June 12**

This course provides an exploration of the art, techniques and practices based on traditional methods of lost wax bronze casting. Students will prepare a wax object, create the mold, and cast sculptural pieces in bronze. After the pour, students will have the opportunity to finish their bronze sculpture. Students will leave with one small bronze sculpture. There is an additional fee for all bronze including gating once your artwork is poured. Fee depends on weight and market value of the bronze. Additional fee must be paid at the end of the semester.

**\$620.00**



## **Methods and Materials in Sculpture**

Justin Perlman

**Monday | 1:30 PM - 4:30 PM**

**8 Weeks: April 17 - June 12**

This class is an opportunity for novice and advanced student alike to explore new tools and materials in the world of three-dimensional art. Whether you are interested in classical art or modernist work, this class will help you develop a work of sculpture in whatever material you choose. Emphasis will be on the techniques and the usage of tools for the given medium. From stone carving to welded steel, from two-inch model to large-scale work, this class offers a wide range for the student's interests.

**\$450.00**





## WOODWORKING

### ★ ***Making a Hanging Wall Cabinet***

David Heim

**Monday | 12:00 PM - 3:00 PM**

**8 Weeks: April 10 - June 05**

In this course, students will assemble the case, shelves, back, and door for a small Arts-and-Crafts-style cabinet that hangs from the wall on a French cleat. Students will use the table saw to cut the pieces to length and width, and use a router to cut grooves for the shelves and back panels. Wedged tenons hold the case together, and bridle joints (cut on the table saw) join the pieces of the door.

**\$490.00**



## JEWELRY & METALSMITHING

### ★ ***Basic Jewelry & Silversmithing***

Gail Bradshaw

**Monday | 10:00 AM - 1:00 PM**

**8 Weeks: April 10 - June 05**

This introductory class is perfect for anyone who wishes to explore the art of jewelry fabrication. Through demonstrations and hands-on experience, students will be taught basic metalsmithing and jewelry skills. The focus will be on learning these fundamentals – sawing, drilling, filing, riveting, soldering, basic bezel construction, and finishing. Sawing, one of the first tasks can be initially challenging - however, it is a critical element of metal fabrication. Projects are tailored to build proficiency with techniques and tools. The first is a cold connection, riveted design for acquiring basic competence with tools and processes, followed by bezel fabrication for a cabochon. No experience necessary. Students who already have some skills will be able to expand their craft with new and different projects.

**\$405.00**



## **Intermediate Jewelry & Silversmithing**

Gail Bradshaw

**Monday | 6:30 PM - 9:30 PM**

**8 Weeks: April 10 - June 05**

**Wednesday | 1:30 PM – 4:30 PM**

**8 Weeks: April 12 - May 31**

---

**Wednesday | 10:00 AM – 1:00 PM**

**8 Weeks: April 12 - May 31**

This intermediate jewelry class is designed to build on metalworking skills learned in the Basic Jewelry course, with the goal of refining proficiency and adding more advanced jewelry techniques and design abilities. Project choices are flexible focusing on student needs and enhancing the student's skill set. Requirements: 2 or more Basic Jewelry classes or equivalent and approval from instructor.

**\$405.00**

## **Enameling on the Edge: Intermediate Level**

Gail Bradshaw

**Thursday | 10:00 AM - 1:00 PM**

**8 Weeks: April 13 - June 01**

This intermediate technique-based course will continue the exploration of traditional enamel skills, such as cloisonné and champlevé. In addition, newer enameling procedures will be introduced. Classes are small so register early. Open to only experienced enamelists.

**\$425.00**



## **★ Basic Jewelry & Silversmithing**

Maureen Henriques

**Friday | 10:00 AM - 1:00 PM**

**7 Weeks: April 14 - June 02**

This introductory class is perfect for anyone who wishes to explore the art of jewelry fabrication. Through demonstrations and hands-on experience, students will be taught basic metalsmithing and jewelry skills. The focus will be on learning these fundamentals – sawing, drilling, filing, riveting, soldering, basic bezel construction, and finishing. Sawing, one of the first tasks can be initially challenging - however, it is a critical element of metal fabrication. Projects are tailored to build proficiency with techniques and tools. The first is a cold connection, riveted design for acquiring basic competence with tools and processes, followed by bezel fabrication for a cabochon. No experience necessary. Students who already have some skills will be able to expand their craft with new and different projects.

**\$365.00**

## **Complex Flower Pendant**

Maureen Henriques

**Friday | 3:00 PM - 6:00 PM**

**7 Weeks: April 14 - June 02**

In this 7 week class, students will learn a variety of jewelry fundamentals and techniques, including but not limited to, soldering, sand casting, creating realistic flowers from sterling sheet, bezel creation and stone setting. Each week we will accomplish one section of the pendant, with the last week devoted to assembly, patina, polishing and stone setting. (please note stones will vary in shape, size and color).

**\$465.00**



## **SPECIAL STUDIES**

### ***Sogetsu Ikebana: The Japanese Art of Flower Arrangement***

Shizue Pleasanton

**Wednesday | 10:00 AM - 12:00 PM**

**8 Weeks: April 12 - May 31**

Sogetsu Ikebana is much more than "Japanese flower arranging," it is a modern form of an ancient art of sculpture with living materials. Students will learn the traditional principles and aesthetic disciplines, combined with creative energies to capture, express and enhance natural beauty.

**\$345.00**

### **★ *Introduction to Sogetsu Ikebana: The Japanese Art of Flower Arrangement***

Shizue Pleasanton

**Saturday | 10:00 AM - 12:00 PM**

**8 Weeks: April 15 - June 03**

Sogetsu Ikebana is much more than "Japanese flower arranging," it is a modern form of an ancient art of sculpture with living materials. Beginner students will be introduced to the traditional principles and aesthetic disciplines, combined with creative energies to capture, express and enhance natural beauty.

**\$260.00**







## **PHOTOGRAPHY & DIGITAL ARTS**

### ★ ***The Fine Art of Black & White Photography and Darkroom***

Bruce Dunbar

**Wednesday | 9:30 AM - 12:30 PM**

**8 Weeks: April 12 - May 31**

This is an all-level course for those wishing to learn or refine their techniques and ideas. Emphasis is placed on the printing process and presentation of images. Demonstrations, critiques, and slide lecture presentations will be given as a means to investigate creativity, as well as to gain insight into creating ideas and understanding concepts of black and white photographs.

**\$435.00**



### ★ ***Photography- The Elements***

Bruce Dunbar

**Monday | 1:00 PM - 3:00 PM**

**6 Weeks: April 17 - May 22**

Learn digital photography or re-discover the basic elements of a photograph through shutter speed, aperture, focus, composition and concept. Each session will focus on an element of photography and how it informs the message or concept of the image. Sessions will consist of critiques, discussion of topic and a review of master photoworks.

**\$245.00**

### ★ ***Alternative Photographic Printing***

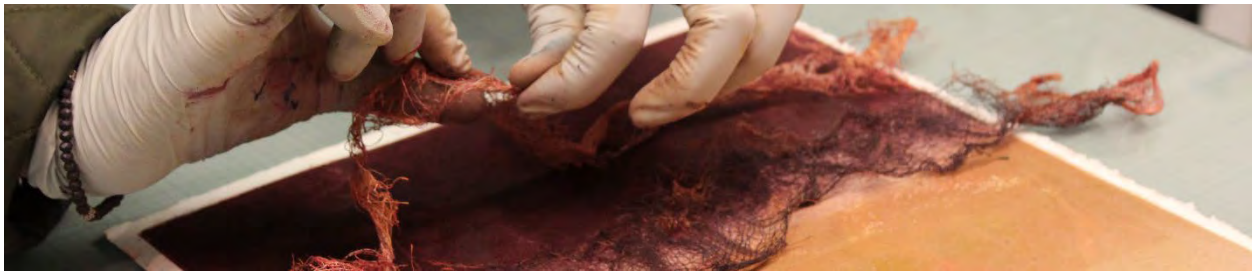
Bruce Dunbar

**Thursday | 1:00 PM - 4:00 PM**

**4 Weeks: May 11 - June 01**

Want to make unique and one of a kind photographic prints from your digital or film photos? During this workshop the class will explore Cyanotypes, Van Dykes, Kallitypes and Anthotype processes. Each of these processes involves the coating of fine art paper to be sensitive to light. Students will use digital photos from their iPhone or digital cameras. No experience necessary.

**\$255.00**



## **MIXED MEDIA & COLLAGE**

### ***Art Journaling: Creating Your Own Creative Journals in Any Media***

Nancy McTague-Stock

**Wednesday | 1:00 PM - 2:30 PM**

**6 Weeks: April 12 - May 17**

You may enjoy drawing with pencil, colored pencil and painting with watercolor, gouache or acrylic alike! You may be a writer who loves to collage. This is a class for those of you with a little experience in creativity who would like to combine your favorite media in an artistic, journaling style. Whether you are a gardener, a hiker, a designer, a cook or a poet, we can utilize your affinity for all or any these things as a springboard for beginning your journaling practice and how to later segue these into other finished works of art if desired! While instruction and demonstration will be provided, this is not a class for people who wish to learn a particular media from the beginning, but for creative people who wish to explore the journal as a platform/paradigm for their own art of design, media and words and learn how to go about doing so. All media welcomed!

**\$395.00**

### ***Painting with Encaustics***

Nash Hyon

**Wednesday | 1:00 PM - 4:00 PM**

**8 Weeks: April 12 - May 31**

Explore the medium that works with a mixture of beeswax and pigment, giving your paintings a beautiful surface and depth. Learn the techniques, methods and history of the medium. A demonstration will start each class, followed by time to experiment or create your own painting, with individual instruction. No painting experience necessary. The school will supply equipment. Other supplies can be purchased locally or online. This is a class that gives students individual attention.

**\$425.00**

### **★ *Oil & Cold Wax Medium: Working in a Series***

Frances Eber

**Thursday | 10:00 AM - 12:30 PM**

**6 Weeks: April 27 - June 01**

In this class, we explore cold wax's amazing capacities through the works of cold wax artists. We ask the question, what does it mean to work in a series? At the same time we are looking to find our own voice, what feels right to us. This is how we develop our own visual language. We will learn how other artists have developed their series, using cold wax medium and oil. Each week, I will feature a new artist whose work has a distinct style. We will start with the most representational artwork and move towards abstraction, and will discuss how they made it into a cohesive series. Then we will deconstruct their work and discuss their methods. At the same time, we will be experimenting with how these strategies can add energy to your projects.

**\$260.00**

# Adult Workshops



## PAINTING & DRAWING

### *The Portrait in Five Colors*

Justin Wiest

**Monday, Tuesday | 10:00 AM - 2:00 PM**

**2 Days: April 03 - April 04**

By utilizing a reduced palette of root colors the artist can gain a deeper grasp of harmonization and value structure. The limited palette is an effective way to see the full potential of temperature and chroma. If the artist is just getting into painting less color choices make a stronger statement. The seasoned portrait painter will learn more efficient color strings and weed out redundant colors. This workshop is best suited for artists with some drawing experience. Demonstrations will start the class but the bulk of the time the class will be working from the model.

**\$270.00**

### ★ *Landscape in the Abstract*

Lenny Moskowitz

**Monday, Tuesday | 10:30 AM - 2:30 PM**

**2 Days: April 03 - April 04**

In this workshop we will be covering notions of confidence, inspiration, intuition, and vulnerability. Instructor Lenny Moskowitz will guide you with demonstrations, lectures, encouragement, and practice. Previous experience is not required but coming to the workshop with a playful attitude is! Some of the modes of expression we will be using are value studies, collage, color mixing, contrasts, and finding the big shapes. We will start with some studies, one of which will be used as the basis of a larger, more finished piece.

**\$220.00**



### ★ *Beginner Watercolor Workshop*

Wendy MacCordy

**Wednesday, Thursday, Friday | 10:00 AM - 1:00 PM**

**3 Days: April 05 - April 07**

Experience the fun of watercolor painting. This workshop is designed for students who are beginners in watercolors and would like to learn the fundamentals of the medium. We will explore watercolor materials, techniques, and color mixing in a relaxed atmosphere. There will be demonstrations every day and lots of individual attention. Bring your own photographs for painting inspiration.

**\$265.00**

## ★ **Beginner Watercolor Workshop**

Wendy MacCordy

**Saturday, Sunday | 10:00 AM - 1:00 PM**

**2 Days: April 15 - April 16**

Experience the fun of watercolor painting. This workshop is designed for students who are beginners in watercolors and would like to learn the fundamentals of the medium. We will explore watercolor materials, techniques, and color mixing in a relaxed atmosphere. There will be demonstrations every day and lots of individual attention. Bring your own photographs for painting inspiration.

**\$180.00**

## ★ **One Night Stand: Fluid Acrylic Pours**

Nash Hyon

**Friday | 7:00 PM - 9:00 PM**

**1 Day: April 07 - April 07**

**Friday | 7:00 PM - 9:00 PM**

**1 Day: May 05**

Come learn the techniques, tips and tricks of acrylic pours in this fun, interactive workshop. Learn various techniques to create abstract paintings without any painting experience. Each person will do two different pours on canvas that create multi-colored abstract designs.

**\$60.00**



## ★ **Introduction to Encaustic Painting (Hot Wax)**

Nash Hyon

**Saturday | 10:00 AM - 3:00 PM**

**1 Day: April 08**

Love how encaustic paintings look? Want to know more about it and try it out without a large investment of time or materials? In this workshop you will learn all the basics including, tools, techniques, and safety. After demonstrations, you will have time to work hands-on with this unique and historic medium that is gaining popularity among all types of artists. The school will supply all of the equipment. Please see our website for additional materials you should bring.

**\$170.00**

## ★ **Learn to Paint in Oil**

C.J. Guerin

**Sunday | 10:00 AM - 4:00 PM**

**1 Day: April 16**

This is an opportunity to try oil painting before investing in the materials. Students will learn about the unique and subtle qualities of painting in oil. We will cover materials, setting up a palette, mediums, color mixing and various oil painting techniques. This workshop will be aimed at creating a small landscape and still-life.

**\$170.00**





## ***Painting Creatively from Photos | Oil and Acrylic Workshop***

Souby Boski

**Sunday | 11:00 AM - 3:30 PM**

**1 Day: April 16**

Most artists use source photos in some capacity when they work, whether to jog their memory of a particular place and time or to record specific visual details to incorporate in later pieces. In this workshop students will learn to paint in a creative, personal, and expressive way using reference photographs - freeing them from copying. Learn to dismiss the sense of obligation to show exactly what is depicted in the photo and feel free and inspired to manipulate the composition, assuring vitality and making the painting your personal creation. Bring several canvases and reference photos. A suggested materials list will be provided upon registration

**\$140.00**



## ★ ***One Night Stand: Painting the Masters***

Nash Hyon

**Friday | 7:00 PM - 9:00 PM**

**1 Day: April 21**

**Friday | 7:00 PM - 9:00 PM**

**1 Day: June 02**

Learn to work with acrylic paints by painting your own version of a famous artist's painting. Art students have been doing this for generations and we will show you how to transfer the image along with basic acrylic painting techniques. You don't need to know how to draw! In the past we have done paintings by Van Gogh and Cezanne and Georgia O'Keefe. Have fun and create your own masterpiece! Materials are included.

**\$60.00**

## ★ ***Unblock your Creativity: Charcoal Drawing***

Frances Eber

**Saturday | 10:00 AM - 12:30 PM**

**1 Day: April 22**

Loosen up with charcoal. This exercise is designed to help you to let go of expectations and outcomes. It may seem like playtime, but it is serious work. It's about finding your visual language through rhythm and movement. We let ourselves go with the flow. Then, by looking with a viewfinder, we find gems hidden in the chaos. We do this by adding and subtracting from the original drawing. Erasing is as important to this process as the charcoal itself. You should be able to find at least four possible drawings from your initial drawing.

**\$85.00**

## ★ **Acrylic Painting: Beginners**

Joseph Fama

**Saturday | 10:00 AM - 1:00 PM**

**1 Day: April 29**

Learn the painting process with simple step-by-step exercises. Learn the basics with black & white paintings of a still life and landscape. Study the three primary colors and move on to full color painting in landscapes. Special attention devoted to "Power of Observation" and "Select Focus" and how to use these principles in landscape painting. Students will receive individual critiques and class demonstrations. Also, how to create a strong compositional design. Please bring a drawing or painting as a sample of your skill level.

**\$95.00**



## **Color Alchemy Dual Weekend Workshop**

Jill Nichols

**Saturday, Sunday | 10:00 AM - 4:00 PM**

**2 Days: May 06 - May 07**

Color, painting's most complicated and elusive element, will be explored and examined in this combination lecture, demonstration, and hands-on two day workshop. Students will become adept at creating dynamic paintings while gaining a greater understanding of color: theory, interactions, placement in composition, vision, the effects of light, cultural and psychological meanings. Students will explore color palettes, value, temperature, saturation, and intensity, nuances of color mixing, as well as valuable paint application techniques. Students will take away an enhanced working knowledge of color as well as handy reference materials. All painting students are encouraged to attend this class, from the beginner to the advanced. New challenges, concepts, and exercises will be available to the returning student. All students are encouraged to learn and explore at their own pace. Note that students can work in the medium of their choice including oil, acrylic, watercolor, or pastel. Please be sure to have the basic palette and any colors that you would like to master. See detailed materials list.

**\$320.00**

## ★ **Pen & Ink Workshop**

Nomi Silverman

**Sunday | 10:00 AM - 4:00 PM**

**1 Day: May 07**

In this workshop you will work with a variety of pens, brushes and inks. You will start to discover techniques like hatching, stipple, line, brushwork and even unusual techniques like eye lashing. With ink, lines become all-important, and can help your ability to see, and thus to become a better draftsman.

**\$170.00**

## **Painting Alchemy Workshop**

Jill Nichols

**Saturday | 10:00 AM - 4:00 PM**

**1 Day: May 13**

This class focuses on painting from life - Still Life, including florals in inclement weather and outside landscape in nice weather. Painting from direct observation keeps the painter honest through the challenge of translating multi-dimensions into the two dimensions of the painted canvas.

**\$170.00**

## **One Night Stand: Fluid Acrylic Pours II**

Nash Hyon

**Friday | 7:00 PM - 9:00 PM**

**1 Day: May 19**

Loved doing fluid acrylic pours? Acrylic Pours II will go beyond the "dirty" pour technique to two new ways to create unique, multi-colored abstract designs on canvas. The school supplies all materials but please bring boxes (pizza ones work best) or metal roasting pan that fits two 12 x 12 canvases to bring your WET canvases home while keeping them flat. Dress for a mess! Participant should have attended Acrylic Pour I.

**\$60.00**

## **Painting Landscape from a Photo - Without Copying the Photo**

Joseph Fama

**Saturday | 10:00 AM - 1:00 PM**

**1 Day: May 20**

The course will teach the student how to capture the spirit of a landscape scene. The student will take their own photos and paint from them. From their photos, the student will produce a value sketch to learn how to SEE the values. The value sketch will be the guide for the painting. They will also learn how to set up a palette for landscape painting. Students will learn to see and express color, values and the illusion of depth. Classes will include a lecture, demonstration, as well as individual instruction.

Prerequisite: 101 Drawing or 101 Painting.

**\$95.00**

## **★ Unblock your Creativity: Painted Collage**

Frances Eber

**Saturday | 10:00 AM - 12:30 PM**

**1 Day: May 20**

Painted Collage is an exercise designed to help you to let go of expectations and outcomes. It may seem like playtime, but it is serious work. Here, we are looking for large forms that can create dynamic compositions. We start by painting on blank sheets of paper. Using neutral colors like black, white. Some with drawings on them and others plain. Then we cut them up into random shapes and reconfigure adding more marks as we go. These shapes or motifs are essential to finding your unique vernacular.

**\$85.00**



## **Telling a Story Using the Figure**

Lenny Moskowitz

**Saturday | 10:30 AM - 3:30 PM**

**1 Day: May 27**

In this workshop you will be working to loosening up and working playfully and abstractly with the figure. We will be using approaches including painting, collage, color mixing, value studies, and finding the big shapes (composition). In the first part of the workshop, we will have a live model and we will be making studies. Then we will just be working from our studies to abstract and create a more finished image.

**\$160.00**

## **Loosen Up!**

Souby Boski

**Sunday | 11:00 AM - 3:30 PM**

**1 Day: June 04**

Students will learn how to loosen up and apply their paint in a more gestural, painterly manner. Techniques and observations on what it will take to "loosen-up" your paintings. Nearly all of these tips have a common denominator - simplification. The more you simplify what you do, the more it frees your mind to concentrate on staying loose. Students will practice using bigger brushes, more paint and working faster. We will take color to new unexpected places, departing from realism.

**\$140.00**



## **CERAMICS**

### **Spiffy Glazing Techniques**

Jon Puzzuoli

**Tuesday | 10:00 AM - 3:00 PM**

**1 Day: April 04**

In this workshop we will explore glazing techniques beyond the classic dip. We will cover bubbling, spraying, sponging, dabbing and much more. Students should plan to bring about 8-10 bisque fired pots that are ready to be glazed and be ready to use them as experimental surfaces! \*Bisque fired pot must be made from certified clays provided by Silvermine Art Center in order to qualify for a final glaze firing. No outside clays will be accepted.\* First time students may inquire about purchasing clay to prepare for the workshop at (203) 966-9700 x 2

**\$160.00**

### **★ Wheel Throwing for Total Beginner**

Wendy Hower

**Saturday | 10:00 AM - 4:00 PM**

**1 Day: April 08**

Ever wanted to spend a day learning the basics of the pottery wheel? If so, this class is for you. Come spend the day with fellow beginners as they learn to create on the wheel. We will make plates, bowls and cylinders. All pieces will be bisque fired in the studio kiln and glaze fired as well. Clay and firing costs are included in the cost of the workshop.

**\$180.00**





## **One Night Stand: On the Potter's Wheel**

Jon Puzzuoli

**Friday | 7:00 PM - 9:00 PM**

**1 Day: April 14**

---

**Friday | 7:00 PM - 9:00 PM**

**1 Day: April 28**

---

**Friday | 7:00 PM - 9:00 PM**

**1 Day: May 05**

Join us for a fun evening out with friends or family! The evening will start with a wheel throwing demonstration followed by an opportunity for you to learn how to throw on the potter's wheel. You'll create your very own bowl(s) which we will glaze and fire for you to pick up at a later date. We promise you'll have a blast and it will be a different experience for you. Bring a friend, family member or a date, and enjoy the evening. The pieces will take four to six weeks to fire, and the school office will notify you when pieces are ready to be picked up.

**\$60.00**

**Friday | 7:00 PM - 9:00 PM**

**1 Day: May 19**

---

**Friday | 7:00 PM - 9:00 PM**

**1 Day: June 02**



## **Raku Workshop**

Jon Puzzuoli

**Sunday | 10:00 AM - 5:00 PM**

**1 Day: April 23**

**Sunday | 10:00 AM - 5:00 PM**

**1 Day: May 14**

Students bring their bisque pieces and spend the day glazing and firing in the raku kiln. We will do a combination of firings: traditional raku, and fuming techniques using horsehair and feathers. Students should use white stoneware clay, which may be purchased in advance. Pieces can be bisque fired in Silvermine's kiln two weeks prior to the date of the workshop. We will accommodate as many firings as the day allows. Expect to get at least 5 medium size (approximately 8 x 8 x 8 inches would be considered medium size) pieces fired. Pieces should be based on cylindrical forms, not flat, or over 10 lbs. Students must wear cotton clothing that covers arms and legs, sturdy shoes, and hair must be tied back.

**\$240.00**

## **Ceramic Basket Weaving**

Wendy Hower

**Sunday | 2:00 PM - 6:00 PM**

**1 Day: May 07**

Ever wondered how ceramic woven baskets are created? This fun all hands-on workshop will have you weaving clay in no time. Come spend the day with me as we weave our ceramic baskets, plates and more. Workshop includes all materials needed. Students will be able to have their work glazed and fired by the instructor in the studio kilns. Participants will be notified when completed pieces are ready for pick-up.

**\$140.00**

## **Texture Tiles**


Wendy Hower

**Sunday | 9:00 AM - 1:00 PM**

**1 Day: May 07**

Come spend the day learning different ways to create textures on your work. We will be using porcelain tiles for the workshop to provide the best contrast in texture for the different techniques we will be exploring. Carving, rolling, sculpting and shellac are only a few of the many ways you can enhance your pieces. Workshop includes all materials needed, students will be able to use underglazes to decorate their work and have their pieces bisque fired in the studio kiln.

**\$140.00**



## **PRINTMAKING**

### ★ **Silvermine Saturday: Gel Plate Printing**

Nash Hyon

**Saturday | 10:00 AM - 12:00 PM**

**1 Day: April 29**

No experience needed! In this new, fun two hour workshop we will experience the magic of printing in multiple colors, design, textures and transfers using the gel plate. With water based paints multiple layers will be created by printing the same paper over and over. When these dry, the prints may be used for collage, cards, gift wrap or framed as finished artwork. You will be amazed at what you can make during the two hours of this workshop.

**\$60.00**

### ★ **One Night Stand: Gel Plate Printing**

Nash Hyon

**Friday | 7:00 PM - 9:00 PM**

**1 Day: May 12**

No experience needed! In this new, fun two hour workshop we will experience the magic of printing in multiple colors, design, textures and transfers using the gel plate. With water based paints multiple layers will be created by printing the same paper over and over. When these dry, the prints may be used for collage, cards, gift wrap or framed as finished artwork. You will be amazed at what you can make during the two hours of this workshop.

**\$60.00**

## ★ **Silvermine Saturday: Gel Plate Printing II**

Nash Hyon

**Saturday | 10:00 AM - 12:00 PM**

**1 Day: June 03**

In this new 2 hour Friday night class we will take all those wonderful gel plate prints that you made and create a collage "painting" on artists panel. We will use acrylic medium and a limited selection of colors for over painting and/or to use with stencils. Have fun and create a finished piece suitable for framing. Students must have taken Gel Plate I to sign up.

**\$60.00**



## ★ **METAL & SCULPTURE**

### ***A Day to Weld!***

Justin Perlman

**Sunday | 10:00 AM - 4:00 PM**

**1 Day: April 02**

This workshop is for beginning students. If you have ever wondered what it would be like to weld or create something out of metal, this is the workshop for you. This is a hands-on workshop. Through demonstrations of equipment and safety rules you will create a piece of art. Students should wear cotton clothing with long-sleeves and long pants, work boots and no open toed shoes. Long hair must be tied back. Bring work gloves. All materials are provided.

**\$210.00**



## ★ **WOODWORKING**

### ★ ***Simple Segmented Wood Turning***

David Heim

**Thursday, Friday | 12:00 PM - 4:00 PM**

**2 Days: April 06 - April 07**

This will be a two-day course in which students make a piece from two contrasting woods glued together and shaped. On day 1, we'll glue the pieces together to form the turning blank. On day 2, we'll mount the blank on the lathe and shape the outside of the piece. Then we will use various tools to begin hollowing the inside. When the turning is complete, we'll apply a Danish oil finish.

**\$260.00**

## ★ *Make a Bowl in a Day*

David Heim

**Saturday | 12:00 PM - 5:00 PM**

**1 Day: April 22**

In this one-day class for beginners, students will shape and finish a bowl from a hardwood like maple or cherry. They will learn how to mount the wood securely on the lathe, the proper way to use the turning tools to make smooth cuts, and good options for finishing the bowl.

**\$180.00**

## ★ *Wood Turning with Plywood*

David Heim

**Tuesday | 12:00 PM - 5:00 PM**

**1 Day: April 25**

This course will introduce students to a venerable technique—creating bowls and vases from glued-up blanks of plywood. Rude Osolnik, one of the more influential turners from the twentieth century, popularized this technique. The layers of plywood produce striking effects in turned pieces. In this one-day course, students will make a weed pot and a small bowl, using blanks made from Baltic Birch plywood.

**\$180.00**



## ★ *Turning the Table*

David Heim

**Thursday, Friday, Saturday | 12:00 PM - 5:00 PM**

**3 Days: May 11 - May 13**

This is a three-day course in which students will make a Shaker-inspired occasional table with turned legs in cherry. On day one, students will mill the leg blanks and stretchers to length, width, and thickness; they will cut mortises in the legs and tenons on the stretchers. On day two, they will turn the legs (learning how to turn identical pieces and how to produce a uniform taper); they will also glue up pieces to form the top. On day three, they will cut the top to size, assemble the table, and apply a quick-drying shellac finish.

**\$380.00**







## **JEWELRY & METALSMITHING**

### ***Fused Fine Silver Bracelet***

Maureen Henriques

**Sunday | 10:00 AM - 4:00 PM**

**1 Day: April 23**

Students will learn the simple technique of fusing fine silver, which does not require solder, flux or pickling! We will coil, cut and saw our own rings, fuse them with an ordinary table top torch, texture and join the rings to create a linked bracelet...ready to wear! Techniques for forming a simple hand made clasp and earring wires will be discussed as well.

**\$235.00**

### **★ *A Day of Jewelry Basics for the Beginner***

Gail Bradshaw

**Saturday | 10:00 AM - 4:00 PM**

**1 Day: April 29**

This is a beginner-level workshop for those who want to explore jewelry-making or those who want to brush up on the fundamentals. You will be introduced to the tools and basic techniques used in jewelry fabrication. Learn to texture metal and then saw, drill, file, sand and polish to make a wearable piece of art.

**\$155.00**

### ***Sterling Silver Bangle Bracelets***

Maureen Henriques

**Saturday | 10:00 AM - 4:00 PM**

**1 Day: May 06**

Whether one or a whole armful, sterling silver bangles are a must on your wrist classic! They look great in different widths, with different textures, decorated or plain. In this class students will learn how to measure and calculate their bangle size, the use of mandrels, dies, sizers, miter jig, and the basics of a jeweler's saw, sanding, filing, soldering, and embellishments. We will make 5 bangles from a variety of plain and patterned wire. The instructor will supply all materials.

**\$255.00**



### ***Sterling Silver Mountain Ring***


Maureen Henriques

**Saturday | 10:00 AM - 4:00 PM**

**1 Day: May 13**

We can make mountains! In this class, students will learn the age-old art of sand casting, creating a mold, designing their own "mountain" and tube setting a small stone. Techniques learned include sandcasting, use of burs to shape your ring, soldering, creating a tube bezel, and setting a small stone. Experience is encouraged but not necessary. (stones will vary)

**\$240.00**



### ***Prongs: Two Ways***


Maureen Henriques

**Saturday | 10:00 AM - 4:00 PM**

**1 Day: May 20**

Prongs are a wonderful and versatile way to create unique settings for stones. They work for faceted, unfaceted, flat back cabochons, and irregular shaped stones that don't play well with bezel settings. In this class we will create two different style prong settings, and make two unique one of a kind pendants. Placement, design appeal, construction, and prong size and shape are some of the topics that will be discussed. Experience in soldering and basic jewelry making skills is a must for this class. (stones will vary)

**\$225.00**



## **SPECIAL STUDIES**

### **★ *Design Your Own Fabric***

Anna Novakov

**Saturday | 10:00 AM - 3:00 PM**

**1 Day: April 08**

Have you ever wanted to create your own fabric designs? This introductory one-day workshop will guide you through the process of designing textile patterns using manual and digital processes. Students can work in a variety of mediums including, collage, drawing with markers, watercolor, stamps, yarn, tape and other manual processes to create an initial design. The instructor will then guide you through the process of creating basic repeated patterns, using Adobe Photoshop with which you can produce designs for pillow covers, curtains, scarves or many other applications. At the end of the workshop you will have your pattern manufactured and shipped directly to you. All supplies (except for manufacturing costs) are covered in the tuition. The cost of manufacturing varies from \$20-\$100 depending on whether you would like to create a yard of cotton fabric or produce a ready-to-wear silk scarf.

**\$130.00**



## PHOTOGRAPHY & DIGITAL ARTS

### ★ *Creative Digital Photography-Intentional Camera Movement*

Bruce Dunbar

**Saturday | 10:00 AM - 2:00 PM**

**1 Day: April 29**

Camera movement when photographing is generally frowned upon. But by moving the camera with intent, stunning abstract images can be made. Learn the techniques of different kinds of intentional camera movements in this workshop. Open to dslr, mirrorless or smartphone (with an app) photographers. No experience necessary.

**\$130.00**

### *iPhone Photography: Beyond the Basics*

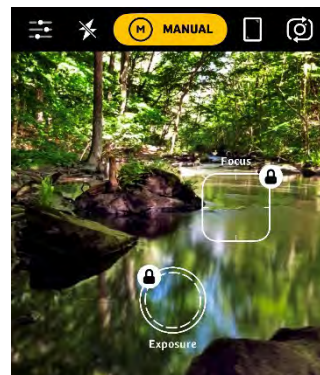
Bruce Dunbar

**Saturday | 10:00 AM - 2:00 PM**

**1 Day: May 20**

Do you want to move beyond your native iPhone Camera app? Do you want to know how to use your iPhone as a manual camera? Do you want to know about some apps to be more creative? In this session, we will cover iPhone camera apps for greater control and greater creativity. Some class time will be devoted to working with the apps on location at Silvermine.

**\$130.00**



## MIXED MEDIA & COLLAGE



## ★ **Creative Collage**

C.J. Guerin

**Tuesday | 10:00 AM - 3:00 PM**

**Wednesday | 12:00 PM - 3:00 PM**

**2 Days: April 04 - April 05**

**Saturday | 10:00 AM - 3:00 PM**

**Sunday | 12:00 PM - 3:00 PM**

**2 Days: June 03 - June 04**

Learn to create several different styles of collage and expand your artistic voice in this distinctive genre of modern art! This workshop is for the beginner or experienced collage artist, as well as, any artist who would like to think more creatively and take their work in a new direction. Both representational and abstract designs will be explored in painting printmaking and assemblage, while learning composition, color and technique.

**\$230.00**

## ★ **Mixed Media with Cold Wax**


Frances Eber

**Thursday, Friday | 10:00 AM - 1:00 PM**

**2 Days: April 06 - April 07**

If you're short on time but want to learn more about cold-wax-medium, this workshop is for you! You will get a broad sampling of the versatility of cold-wax-medium. I will demo techniques fundamental to this process. All to help you expand your visual language. If you're already working in oil, that's great, cold-wax will shorten the drying time. If you're working in acrylic, you can add cold wax to the dried painting and enhance your work. Collage will be demoed as well. This workshop may be all you need. If you're interested in more formal training, you can enroll in my 6-week course. Mixed Media Cold Wax Medium: Working in a series. This course will deepen your knowledge about the process and artists using them.

**\$170.00**



## ★ **Introduction to Encaustic Painting (Hot Wax)**

Nash Hyon

**Saturday | 10:00 AM - 3:00 PM**

**1 Day: April 08**

Love how encaustic paintings look? Want to know more about it and try it out without a large investment of time or materials? In this workshop you will learn all the basics including, tools, techniques, and safety. After demonstrations, you will have time to work hands-on with this unique and historic medium that is gaining popularity among all types of artists. The school will supply all of the equipment. Please see our website for additional materials you should bring.

**\$170.00**





# Youth Courses



## PAINTING & DRAWING

### *Exploring Drawing, Painting and More! (Ages: 7-9)*

Karen Siegel

**Tuesday | 4:30 PM - 6:30 PM**

**8 Weeks: April 11 - May 30**

In this course students will explore the elements of art (color, form, line, shape, space, texture, and value) through various artistic media. Subject matter will include still-life, landscape, abstraction and more. A different art technique will be introduced each week giving the young artist a chance to have fun exploring a variety of materials.

**\$360.00**

### *Youth Art Studio: Sketching and Painting (Ages: 9-13)*

Wendy MacCordy

**Tuesday | 4:30 PM - 6:30 PM**

**8 Weeks: April 11 - May 30**

Students of all levels of experience who want to explore the magic of drawing and painting are invited to join this fun class. Through group and one-on-one instruction, students will be introduced to the fundamentals of color, line, and texture and shape techniques while exploring different styles of modern artists. Projects include drawing and painting from still life, landscape, portraiture and students' own creations.

**\$360.00**

### *Exploring Drawing, Painting and More! (Ages: 10-13)*

Karen Siegel

**Wednesday | 4:30 PM - 6:30 PM**

**8 Weeks: April 12 - May 31**

In this course students will explore the elements of art (color, form, line, shape, space, texture, and value) through various artistic media. Subject matter will include still-life, landscape, abstraction and more. A different art technique will be introduced each week giving the young artist a chance to have fun exploring a variety of materials.

**\$360.00**



### Youth Oil Painting (Ages: 13-17)

C.J. Guerin

**Thursday | 4:30 PM - 6:30 PM**

**8 Weeks: April 13 - June 01**

Students will learn about the beautiful and unique qualities of painting in oil. We will learn about setting up a palette, color mixing, mediums and glazing, layering and care of materials. Working both in the studio and plein air to create a still-life and landscape, the areas of sighting, linear and aerial perspective will be covered, allowing students to accurately paint what they see

**\$360.00**



### Creating Comics (Ages: 12-14)

Timothy Cronin

**Tuesday | 4:00 PM - 6:00 PM**

**7 Weeks: April 18 - May 30**

Comics is the art of words and pictures together to tell a story. In this 8 week course. Students will work to strengthen their personal drawing styles as well as learning comics fundamentals including storytelling, pacing, layout, composition, penciling and inking techniques. The goal of the class is to have the students create their own mini- comic.

**\$320.00**



## CERAMICS

### Clay for Teens (Ages: 13-17)

Don Reynolds

**Thursday | 4:30 PM - 6:30 PM**

**8 Weeks: April 13 - June 01**

Let's get down into the mud, and get our hands messy, while learning to make pots out of clay. We will warm up by learning about the properties of clay while making pinch, coil, and/or slab constructed pieces. Next, we will make the giant leap to conquering the potter's wheel. With an open mind, and a lot of practice, students will be guided through the process of centering, opening, and pulling up the walls of a cylinder, or any other forms that strike their fancy. Students will transform their pieces into finished pots ready for use, by glazing and firing their unique masterpieces.

**\$330.00**





## **MIXED MEDIA & COLLAGE**

### ***Mixed Media Art (Ages: 6-9)***

Martha Bloom

**Monday | 4:00 PM - 6:00 PM**

**8 Weeks: April 10 - June 05**

Mixed Media is a good way to keep one's hand in all the fine art mediums like drawing painting printing collage assemblage and with their combinations. During the session there will be drawing from the model, still life and imaginative work. Painting both abstract and realistic collage using collected imagery, assemblage using 3D objects some sculpture with found objects and clay. A combination of mediums will be practiced as Mixed Media can incorporate personal expression. There will be an emphasis of working in one own style favored pallet and with interests and issues unique to each student -incorporated into their work

**\$360.00**

### ***Art & Drama (Ages: 6-9)***

Martha Bloom

**Friday | 4:00 PM - 6:00 PM**

**8 Weeks: April 14 - June 02**

This class will combine the exploration of fine art mixed media as well as theatre and drama. Students will work collaboratively to design write, and perform the play, while also creating a dynamic set, playbill/invitations and elements of their costumes. The class will begin with an overview of all fine art mediums: drawing, painting, collage, assemblage, sculpture and printing. Abstract and classical techniques will be practiced in all mediums with a focus on each student's personal expression, style and ideas. Students will be guided through a play writing process, in which they will create their own theme, characters and conclusion. Each child will decide on their level of involvement with the play and students will rehearse during class time. The play will be performed in the last hour on the last day of the session. Family members, friends and other classes are invited to attend their performance.

**\$360.00**

### ***Mixed Media Drawing (Ages: 14-17)***

Nomi Silverman


**Saturday | 9:30 AM - 12:30 PM**

**4 Weeks: April 15 - May 06**

Discover diverse approaches to drawing that go beyond pencil and paper. Students will learn the basics of drawing and then mix wet and dry mediums like ink, watercolor, and graphite powder to achieve multi-layered creations. Working from both a costumed figure model and ourselves as a subject, we will use structured exercises to get to know new materials and understand their limits. Learn observational drawing techniques and then develop projects from imagination!

**\$275.00**

# Youth Workshops



## **PAINTING & DRAWING**

### ***Paint Like a Master in Oil (Youth Ages 12-17)***

C.J Guerin

**Saturday | 10:00 AM - 3:00 PM**

**1 Day: April 22**

**Saturday | 10:00 AM - 3:00 PM**

**1 Day: May 13**

Students will learn about the unique and subtle qualities of painting in oil. The techniques of setting up a palette, color mixing, use of mediums and care of materials will be shown. We will copy a master painting from several choices, learning technique and the aesthetic appeal of painting in oil.

**\$160.00**

### ***Spring Studio Art Jams (Ages 5-10): Sketching, Drawing & Painting Roses***

Marta Kot

**Sunday | 9:00 AM - 1:00 PM**

**1 Day: May 07**

Children will work in mixed media on canvas, learn how to paint and draw roses from observational studies, and will mix their own palate. They will be encouraged to explore with Imagination and participate in gentle critiques.

**\$140.00**



### ***Parent/Child Mothers Day Painting Adventure (Ages: 5 & Up)***

Megan Collins

**Saturday | 1:00 PM - 4:00 PM**

**1 Day: May 13**

Work collaboratively or separately as you and a family member as explore techniques and processes with water soluble media. We will supply the materials. You bring the imagination to create Spring-themed paintings, just in time for Mother's Day.

**\$145.00**





## **CERAMICS**

### ***Family Clay Day: Collaborative Creation (Ages: 5 & Up)***

Megan Collins

**Sunday | 1:00 PM - 4:00 PM**

**1 Day: April 16**

**Sunday | 1:00 PM - 4:00 PM**

**1 Day: May 21**

**Sunday | 1:00 PM - 4:00 PM**

**1 Day: April 30**

**Sunday | 1:00 PM - 4:00 PM**

**1 Day: June 04**

The workshop price is for two participants. Please register your child for this workshop, and the parent/guardian attending will automatically be included in that registration. Looking for a creative afternoon to spend with your child, niece, nephew or grandchild? Come spend the afternoon making a collaborative project together with your loved one. This workshop is geared towards working in clay, using either hand building or wheel throwing to create ceramic pieces. Please bring a snack without nuts. The school supplies all materials. Clay pieces take three to four weeks to be fired. The school will notify parents when pieces are ready to be picked up.

**\$145.00**

### ***Cinco de Mayo Youth Ceramics Workshop (Ages: 9-13)***

Zach Dunn

**Saturday | 10:00 AM - 1:00 PM**

**1 Day: May 06**

Come create Cinco de Mayo-themed works of clay! Dishes, small sculptures, and other forms will be explored during this youth workshop. The artwork created will have underglaze applied to add color and excitement to the finished creations. Clay pieces take three to four weeks to be fired. The school will notify parents when the pieces are ready to be picked up. Students are advised to come to class in clothing that can get messy.

**\$115.00**

### ***Mother's Day Youth Ceramics Workshop (Ages: 9-13)***

Zach Dunn

**Saturday | 10:00 AM - 1:00 PM**

**1 Day: May 13**

Come create mother's day themed works of clay! Vases, dishes, and other forms will be explored during this youth workshop. The artworks created will have underglaze applied to add color and excitement to the finished creations. Clay pieces take three to four weeks to be fired. The school will notify parents when the pieces are ready to be picked up. Students are advised to come to class in clothing that can get messy.

**\$115.00**



## **Saturday Summer Youth Ceramics Workshop (Ages: 9-13)**

Zach Dunn

**Saturday | 10:00 AM - 1:00 PM**

**1 Day: June 03**

Come create summer-themed works of clay! Dishes, small sculptures, and other forms will be explored during this youth workshop. The artwork created will have underglaze applied to add color and excitement to the finished creations. Clay pieces take three to four weeks to be fired. The school will notify parents when the pieces are ready to be picked up. Students are advised to come to class in clothing that can get messy.

**\$115.00**



## **MIXED MEDIA & COLLAGE**

### **School Break Studio Art Jams (Ages: 5-10)**

Marta Kot

*Spring Landscape Painting with Bunnies & Birds*

**Friday | 9:00 AM - 1:00 PM**

**1 Day: April 07**

Children will discover the beauty and magic of expression while exploring a variety of materials in each studio session. Skills and techniques will be developed while painting, drawing, sculpting and making friends. Materials may include charcoal, fabric, paint, clay, watercolors, oil pastels, wood, foam, beads and glitter dust, more.

**\$140.00**



### **School Break Studio Art Jams (Ages: 5-10)**

Marta Kot

*Birds & Spring Flowers*

**Monday, Tuesday | 9:00 AM - 1:00 PM**

**2 Days: April 10 - April 11**

*Trolls & Bridges: Sculptural Environment*

**Thursday, Friday | 9:00 AM - 1:00 PM**

**2 Days: April 13 - April 14**

Children will discover the beauty and magic of expression while exploring a variety of materials in each studio session. Skills and techniques will be developed while painting, drawing, sculpting and making friends. Materials may include charcoal, fabric, paint, clay, watercolors, oil pastels, wood, foam, beads and glitter dust, more.

**\$270.00**

### **Cigar Box Workshop (Ages: 7-10)**

Karen Siegel

**Monday | 4:30 PM - 6:30 PM**

**1 Day: May 08**

Using a wooden cigar box as a base, we will use various materials to create our own unique art box. Metallic papers, various acrylics, inks, images, glass beads and more will be utilized. We will reference various artists including Joseph Cornell who used the box as a source of inspiration!

**\$95.00**

## **Youth Online Courses**

### **Introduction to Procreate (Ages: 13-17)**


R.Lee

**Sunday | 3:00 PM - 5:00 PM**

**6 Weeks: April 16 - May 21**

In this beginner-level online course, students will learn the skills needed to operate the iPad software, Procreate. We'll cover all basic elements of the app through a range of different exercises- from photo editing and illustration to animation! Students must own an iPad and the Procreate app to participate in this class.

**\$240.00**



## **Family Workshops**

### **Family Clay Day: Collaborative Creation (Ages: 5 & Up)**

Megan Collins

**Sunday | 1:00 PM - 4:00 PM**

**1 Day: April 16**

**Sunday | 1:00 PM - 4:00 PM**

**1 Day: April 30**

**Sunday | 1:00 PM - 4:00 PM**

**1 Day: May 21**

**Sunday | 1:00 PM - 4:00 PM**

**1 Day: June 04**

The workshop price is for two participants. Please register your child for this workshop, and the parent/guardian attending will automatically be included in that registration. Looking for a creative afternoon to spend with your child, niece, nephew or grandchild? Come spend the afternoon making a collaborative project together with your loved one. This workshop is geared towards working in clay, using either hand building or wheel throwing to create ceramic pieces. Please bring a snack without nuts. The school supplies all materials. Clay pieces take three to four weeks to be fired. The school will notify parents when pieces are ready to be picked up.

**\$145.00**

### ***Parent/Child Mothers Day Painting Adventure (Ages: 5 & Up)***

Megan Collins

**Saturday | 1:00 PM - 4:00 PM**

**1 Day: May 13**

Work collaboratively or separately as you and a family member as explore techniques and processes with water soluble media. We will supply the materials. You bring the imagination to create Spring-themed paintings, just in time for Mother's Day.

**\$145.00**



### ***Mother's Day Youth Ceramics Workshop (Ages: 9-13)***

Zach Dunn

**Saturday | 10:00 AM - 1:00 PM**

**1 Day: May 13**

Come create mother's day themed works of clay! Vases, dishes, and other forms will be explored during this youth workshop. The artworks created will have underglaze applied to add color and excitement to the finished creations. Clay pieces take three to four weeks to be fired. The school will notify parents when the pieces are ready to be picked up. Students are advised to come to class in clothing that can get messy.

**\$115.00**

