

Summer
2023

Silvermine



Silvermine School of Art

*Gail Symon, August 1951, Southport Painters by Water,
Influential Leader of Silvermine School of Art*

Summer Adult Session 2023

July 3 – August 27

Course start dates vary - check actual course description for start date

**Summer Art Studios (ages 3-17)
June 19 – August 25**

Registration now open

Summer Session and Summer Art Studio Holidays -
School Closed:
Independence Day – Tuesday, July 4

Registration Information

Need Help Choosing a Course?

If you need assistance in your selection, contact the school office at 203-966-6668, x 2 or schooladmin@silvermineart.org

How to Register?

Online: www.silvermineart.org

Phone: 203-966-6668, ext. 2

NO IN-PERSON REGISTRATION OR EMAIL

School Office Hours

Monday – Friday

9:00 AM – 5:00 PM

Phone: 203-966-6668, ext. 2

1028 Silvermine Rd, New Canaan, CT

The school office is located across the street from the main building—to the left of the Silvermine Market.

Want to Register Early?

Become a Silver Benefactor today! Donations totaling \$1,000 or more annually entitle you to register before the general public.

[Click here](#) to make your donation.


Give the Gift of Art

Gift certificates for workshops and courses are available in any denomination. Please call 203-966-6668, ext. 2 to make your purchase.

Silvermine Arts Center

COVID-19 Masking Policy

Masking requirements are determined by individual instructors. Students enrolled in a program, in which the instructor requires masks must adhere. Please view the 'Additional Information section' of each program to familiarize yourselves with the instructor's masking requirements.



School Policies

The Silvermine School of Art continues its legacy of art education by offering programs for students of all ages, in all levels of proficiency from beginner to advanced.

View the full list of policies [here](#).

General Studio Policies

All studio scheduling is at the discretion of Silvermine Art Center Administrative Staff. Students attending programs at Silvermine Art Center are permitted to utilize the facilities during scheduled program times only and must adhere to the general policies set forth below.

Arrival/Set Up:

If the studio set up is complete, students may enter the classroom 15 minutes before their class time to prepare. If the set-up is not complete, students must wait outside of the classroom until permitted to enter.

Departure/Clean Up:

Our studios are **multi-use spaces** operating 7 days a week. Students are expected to clean their individual spaces and be prepared to exit the class on time. In the event that additional time is needed students must be prepared to leave the classroom **no more than 10 minutes after the scheduled end time of the program.**

- It is imperative that neither paint nor solvents are poured directly into the sinks. If you are unsure of the right way to clean your palette or brushes, please be sure to speak with your instructor
- Please be mindful of our energy usage and be sure to close all doors & windows upon your exit

For the safety of students aged 16 or younger, parents are required to drop off and pick up students at the studio location. Youth students may not be dropped off in the parking lot.



Upcoming Events

Draw Until You Drop

Saturday, June 10th

Join us for a day of non-stop drawing. This is an opportunity for continuous, intensive figure drawing with a model or models in sustained poses and still life set-ups.

This event is open to adults 16+ and will take place in the school building as well as various locations outside on our campus.

Full Day: 10:00 am – 5:00 pm

Half Day (am): 10:00 am – 1:00 pm

Half Day (pm): 2:00 pm – 5:00 pm

Open Sketch

There is no Open Sketch during the Summer Adult Session. This program will resume in the Fall.

Contents

Adult Courses 3 - 15

Adult Workshops 16 - 27

Beginner (for students with little to no experience)

Intermediate (for students with a strong grasp of basic techniques)

Advanced (for students with significant experience and ability to work with some independence)

All Levels (for beginner, intermediate and advanced students)

ADULT COURSES



PAINTING & DRAWING

Painting with Wax-Hot, Cold and In-Between

****All Levels****

Nash Hyon

Wednesday | 1:00 PM - 4:00 PM

8 Weeks: July 05 - August 23

During this 8 week class students will be able to paint with the 3 major mediums that use wax. Encaustic or hot wax, oil and cold wax and pigment (paint) sticks. The first class will be devoted to review, samples and demos. Students may work with any or all of these mediums. As mixed media is often incorporated, other topics such as using acrylic as an under painting, collage and gel plate printing will be included.

\$405.00

Acrylic Abstract Painting

****Intermediate – Advanced****

Aleksandr Razin

Thursday | 1:00 PM - 4:00 PM

8 Weeks: July 06 - August 24

Students will develop a working knowledge of abstract painting that challenges them to see and interpret in new ways. Using acrylics students will learn color, line, movement, and form, through individual instruction. Subjects include landscape and still life, as well as non-representational forms.

\$405.00



Drawing & Painting in Combination

****All Levels****

Alex McFarlane

Thursday | 7:00 PM - 10:00 PM

8 Weeks: July 06 - August 24

This course is designed to instruct students in the fundamentals of drawing, composition and the basic techniques of painting. Mixing and applying paint will be demonstrated. Subjects such as still life, figure and landscape will be covered. Those who wish to draw exclusively are guided from a beginning thumbnail to a finished presentation. Likewise, the painters will learn their craft step-by-step.

\$405.00

Abstract Painting

****Intermediate – Advanced****

Natasha Karpinskaia

Monday | 9:00 AM - 12:00 PM

6 Weeks: July 10 - August 14

This course will explore intellectual elements of abstraction, it is about ideas that are at the core of abstract imagery. It's objective is to learn how to transfer experiences, concepts and perception of the real world into abstract images. We will experiment with color, shapes, lines, and texture. Some demos, exercises and discussions will also be included. The class is suitable for those who have taken introductory painting courses and have the desire to explore abstraction.

\$315.00



Studies in the Figure

****Intermediate - Advanced****

Justin Wiest

Tuesday | 6:30 PM - 9:30 PM

5 Weeks: July 18 - August 15

Students will work from the live figure model in a variety of poses. Draw, sketch, paint or do all three. The instructor will cover various approaches to figure composition as well as a process of rendering. Demonstrations in graphite, ink, watercolor and oil will be done over the class meetings. Each week will offer a new pose and a new opportunity to try something new.

\$355.00

Studies in the Portrait

****Intermediate - Advanced****


Justin Wiest

Wednesday | 6:30 PM - 9:30 PM

6 Weeks: July 12 - August 16

Students will work from the live figure model in a variety of poses. Draw, sketch, paint or do all three. The instructor will cover various approaches to portrait composition as well as a process of rendering. Lighting the model is an important element that will be explored each class. Demonstrations in graphite, ink, watercolor and oil will be done over the class meetings. Each week will offer a new pose and a new opportunity to try something new.

\$405.00



Fundamentals of Landscape Painting: Oils, Acrylics & Watercolors

****All Levels****

Alex McFarlane

Saturday | 9:00 AM - 12:00 PM

4 Weeks: July 15 - August 05

This is a how-to class. Learn how to create mood and atmosphere from haze, fog and moodlight to brilliant daylight. There will be demonstrations during every class. How to create compositions will be emphasized because the better your composition, the better your painting will project the desired mood.

\$220.00

From Studio to Field: Watercolor Landscape

****All Levels****

Alex McFarlane

Monday | 9:00 AM - 12:00 PM

6 Weeks: July 17 - August 21

This course is for beginners and experienced students who want to review techniques, with instruction. Watercolor painting is about technical skills that can be learned. There will be demonstrations at the beginning of every class. You will learn to develop inventive compositions and interpret your subject—still life, figure and landscape. There will be an emphasis on landscape towards the end of the semester, with the possibility of outdoor sessions.

\$325.00



Big Picture: Choose Your Theme Figure, Landscape, or Still Life

****All Levels****

Alex McFarlane

Tuesday | 1:00 PM - 4:00 PM

6 Weeks: July 18 - August 22

**Students should have a strong foundational knowledge of basic drawing and painting skills.* This course is ideal for someone who wants to start, execute and finish one painting or drawing. For the narrative artist, there will be a sustained pose for the entire session. The still life artist will have an individual set-up tailored to meet his or her needs. For the landscape artist, there will be individual guidance in making nature look natural. There will be demonstrations. **Please note: If the class chooses to focus on the figure, an additional fee will be required*

\$325.00

Painting 101: Foundation Painting

****Beginner****

Alex McFarlane

Wednesday | 9:00 AM - 12:00 PM

6 Weeks: July 19 - August 23

This course is for beginning and intermediate students who want to learn the techniques and procedures necessary for painting in oils or acrylics. Basic skills in drawing, composition, mixing and applying paint will be demonstrated. Subject matter will include still life, figure, portrait and landscape. You will be guided through the foundation steps towards a satisfying work of art.

\$360.00

Explore Landscape, Seascapes and Flora with Watercolor, Pen & Ink for Beginner to Intermediate

****Beginner – Intermediate****

Nancy McTague-Stock

Wednesday | 1:00 PM - 2:30 PM

6 Weeks: July 19 - August 23

After many requests to offer a beginner version of this course, here it is! Students will be taught traditional English watercolor techniques with pen and ink through genres of their choice, ranging from landscape to seascapes and the garden. Absolute beginners are fine, as I will be starting from the beginning! Intermediates are welcome to attend, as I work individually and collectively in a relaxed, yet informed manner to help you move forward with your technical and compositional skills. Plus, we will have FUN!

\$400.00

Figures in Space: Figuration & Abstract Landscape

*****All Levels*****

Paola Page

Thursday | 9:30 AM - 12:30 PM

6 Weeks: July 20 - August 24

As you engage with the realm of color, shape and painterly techniques, you will begin to integrate these two visual entities in a totally inventive and exciting way! Navigating the pictorial plane, you will be guided through a combination of processes, stenciling, tracing, layering, painting and drawing that lead to a wide range of possible outcomes for a final painting.

\$390.00



Acrylic Painting Projects for Beginners

*****Beginners*****

Nash Hyon

Thursday | 1:00 PM - 4:00 PM

6 Weeks: July 20 - August 24

This class is designed for students new to acrylic painting. We will explore a series of painting projects using paint, collage and various acrylic mediums with abstract, still life and landscape included. Basic information on color, composition and individual style will be covered.

\$315.00



CERAMICS

On & Off the Potter's Wheel for All Levels

*****All Levels*****

Jon Puzzuoli

Monday | 1:00 PM - 4:00 PM

6 Weeks: July 03 - August 07

Whether you've never touched clay or have been at it for years, this class will accommodate your needs. The initial focus of the class will be on the potter's wheel and will then transition to exploration of handbuilding techniques, with an emphasis on slab work. Beginners will be taught foundational wheel skills, general pottery techniques and gain an understanding of the complete ceramic process. For those who have more experience, the class will focus on complex forms, various surface treatments and advanced glazing methods. Class demos as well as individual instruction will be provided.

\$390.00



Potter's Wheel for All Levels

****All Levels****

Jon Puzzuoli

Thursday | 7:00 PM - 10:00 PM

6 Weeks: July 06 - August 10

Tuesday | 7:00 PM - 10:00 PM

6 Weeks: July 11 - August 15

Whether you are new to the potter's wheel or wish to build upon your existing skills, this class will fill your needs. Beginners will be taught the important skills needed to create a vessel on the wheel. For those who have more experience, the class will focus on more complex shapes, various surface textures and alternative glazing methods. Class demos as well as individual instruction will be provided.

\$390.00

Exploring Soda Firing

****Intermediate – Advanced****

Jon Puzzuoli

Tuesday | 3:45 PM - 6:45 PM

6 Weeks: July 11 - August 15

Create work, glaze and fire your pottery in our newly built Soda Kiln and learn about this unique firing process from beginning to end. During the beginning of the semester we design work with this firing method in mind. Weekly demos will refine your skills and individual instruction. Mid semester, we will explore flashing slips and 7 new glazes, including new crystalline matte and ash glazes. As a class we will then prep for the firing and strategically load the kiln. At the end of the semester, we will fire the kiln collectively and participate in adding wood, baking soda and salt through the kilning. The class will also have access to the gas reduction kiln.

\$470.00



Pottery & Vessel Sculpture: Intermediate to Advanced

****Intermediate – Advanced****

Keiko Ashida

Thursday | 9:00 AM - 1:00 PM

5 Weeks: July 13 - August 10

Intermediate and advanced students will explore alternative methods. A variety of wheel throwing, hand building, and surfacing, and glazing techniques will be covered. The emphasis is on using skills to build vessel sculptures on and off the wheel. Personal creativity will be encouraged.

\$410.00

Pottery & Vessel Sculpture: Intermediate to Advanced

****Intermediate – Advanced****

Keiko Ashida

Saturday | 9:00 AM - 1:00 PM

6 Weeks: July 15 - August 12

Intermediate and advanced students will explore alternative methods. A variety of wheel throwing, hand building, and surfacing, and glazing techniques will be covered. The emphasis is on using skills to build vessel sculptures on and off the wheel. Personal creativity will be encouraged.

\$410.00





PRINTMAKING

Evening Experimental Printmaking & Mixed Media

****All Levels****

Martha Bloom

Monday | 6:30 PM - 9:30 PM

4 Weeks: July 17 - August 07

Discover a multitude of printmaking techniques, through experimentation with a focus on student's personal expression and aesthetic. Painting Collaging or drawing into finished prints will also be reviewed and practiced as desired. Careful individual attention and direction will be given in: Preparation of paper; inking of plates and textures; composition; self-expression; pallet; embossment; composition and approaches to using the press; textural work and much more!

\$240.00



Monotype Printmaking

****All Levels****


Natasha Karpinskaia

Wednesday | 6:00 PM - 9:00 PM

4 Weeks: July 19 - August 09

Participants will learn all the basic techniques for creating monotypes: multiple plates, chine colle', stencils and viscosity. It will focus on practicing, experimenting and letting the process lead you to new innovations. Discover endless possibilities as you print more. Emphasis is given to helping each student develop a personal knowledge of the process.

\$240.00





METAL & SCULPTURE

Methods and Materials in Sculpture

****All Levels****

Justin Perlman

Monday | 1:30 PM - 4:30 PM

6 Weeks: July 03 - August 07

Tuesday | 1:30 PM - 4:30 PM

6 Weeks: July 11 - August 15

This class is an opportunity for novice and advanced student alike to explore new tools and materials in the world of three-dimensional art. Whether you are interested in classical art or modernist work, this class will help you develop a work of sculpture in whatever material you choose. Emphasis will be on the techniques and the usage of tools for the given medium. From stone carving to welded steel, from two-inch model to large-scale work, this class offers a wide range for the student's interests.

\$365.00

The Art of Metal

****All Levels****

Justin Perlman

Monday | 6:00 PM - 9:00 PM

6 Weeks: July 03 - August 07

Tuesday | 6:00 PM - 9:00 PM

6 Weeks: July 11 - August 15

This class is for anyone who has ever wanted to explore the exciting medium of metal sculpture. The class is designed to work with any student no matter the level of experience. The student will learn the fundamentals of working in metal, including plasma cutting, shaping, forging, MIG welding, and finishing. The student will have access to the shop, the tools, and guided instruction. Students often work on projects of their own design and are aided in planning, securing materials, and execution of their work. New students who have never worked in this medium will also have access to some basic materials to learn on. Though basic safety equipment is provided, students should wear cotton long sleeves, jeans or work pants, and boots. It is also recommended that students bring their own leather work gloves. All levels welcome

\$365.00

The Art of Stone Sculpture

****All Levels****

Andrew Davis

Thursday | 10:00 AM - 2:00 PM

6 Weeks: July 06 - August 10

Students will learn, through hands-on experience and demonstrations, this timeless art of sculpting stone and working with various types of stone. Experience hand and power tools while executing a stone piece. You will be taken through the entire process from stone selection to carving and polishing.

\$425.00

The Art of Stone Sculpture

****All Levels****

Andrew Davis

Thursday | 7:00 PM - 10:00 PM

6 Weeks: July 06 - August 10

Students will learn, through hands-on experience and demonstrations, this timeless art of sculpting stone and working with various types of stone. Experience hand and power tools while executing a stone piece. You will be taken through the entire process from stone selection to carving and polishing.

\$345.00



Creating an Accurate Portrait in Clay

****All Levels****

Michael Keropian

Thursday | 6:00 PM - 9:00 PM

8 Weeks: July 06 - August 24

Mr. Keropian will provide instruction on creating an accurate portrait in clay. Starting with building a proper armature, taking measurements, establishing proportions and understanding the basic structure and anatomy of the head. He will also provide information about using photographs, understanding various sculptural styles of creating a likeness, and share some history of portraiture through the ages. Since most of the student's will be firing their finished work, an explanation and demonstration on how to properly hollow your portraits for the kiln will also be covered. Beginner to advanced artists are welcome.

\$535.00



Figure Sculpture Revisited

****All Levels****

Julia Murphy

Tuesday | 9:30 AM - 12:30 PM

6 Weeks: July 18 - August 22

Tuesday | 6:00 PM - 9:00 PM

6 Weeks: July 18 - August 22

This course encourages students to create their own reality of a live model in clay. Guided by the fundamentals of building the human figure, students will learn a practical approach to anatomy, proportion and design. Students may choose their own approach to their projects, including bas-relief or 3-dimensional images of the full figure, head or fragment. The sculpture will be modeled in terra cotta clay, hollowed, air dried and fired. There will be an additional fee for firing pieces.

\$425.00





WOODWORKING

Furniture Making Intensive: Build a Cabinet on a Stand

****Beginner - Intermediate****

David Heim

Monday, Tuesday, Wednesday, Thursday | 10:00 AM - 4:00 PM

4 Days: July 10 - July 13

**Some prior woodworking experience will be helpful but isn't essential.* James Krenov, one of the world's finest woodworkers, was renowned for his graceful cabinets on stands. Now you can make your own version of a Krenov cabinet and learn some valuable shop skills along the way. You'll use the table saw to cut parts to size and add a graceful taper to the legs; you'll maneuver a router to cut most of the joinery for the cabinet and door. For a finish, you'll wipe on a quick version of French polish.

\$485.00



Wood Turning Intensive: Beyond Round & Brown

****Intermediate - Advanced****

David Heim

Monday, Tuesday, Wednesday, Thursday | 10:00 AM - 4:00 PM

4 Days: July 17 - July 20

**Some prior woodturning experience will be helpful.* This course is for people who want to take their woodturning talents to the next level. We'll explore popular options for embellishing the bowls and vessels you make at the lathe—How to apply gold leaf. How to add striking accents with crushed stone or carving. How to combine wood and resin. And how to make an ordinary turning pop with milk paint.

\$410.00

Wood Turning Intensive: Turn the Table

****Intermediate****

David Heim

Monday, Tuesday, Wednesday, Thursday | 10:00 AM - 4:00 PM

4 Days: July 24 - July 27

**Some prior woodturning experience will be helpful.* This is a four-day course in which students will make a Shaker-inspired occasional table with turned legs in cherry. On day one, students will mill the leg blanks and stretchers to length, width, and thickness; they will cut mortises in the legs and tenons on the stretchers. On day two, they will turn the legs (learning how to turn identical pieces and how to produce a uniform taper); they will also glue up pieces to form the top. On day three, they will cut the top to size, assemble the table, and apply a quick-drying shellac finish.

\$415.00



Woodshop Intensive: Little Boxes, Little Boxes

****All Levels****

David Heim

Monday, Tuesday, Wednesday, Thursday | 10:00 AM - 4:00 PM

4 Days: July 31 - August 03

**Some prior woodworking experience will be helpful but isn't essential.* You can never have too many small boxes for jewelry, gifts, and secrets. This course is all about boxes that you craft from beautiful hardwoods, shaping the parts at the table saw or turning a box at the lathe. You'll finish the course with at least two—maybe more. And you'll pick up important shop skills that will help you work carefully and precisely on future projects. Some prior woodworking experience will be helpful but isn't essential.

\$410.00



JEWELRY & METALSMITHING

Summer Intermediate Jewelry & Silversmithing

****Intermediate - Advanced****

Gail Bradshaw

Wednesday | 10:00 AM - 1:00 PM

4 Weeks: July 12 - August 02

Wednesday | 1:30 PM - 4:30 PM

4 Weeks: July 12 - August 02

This intermediate jewelry class is designed to build on metalworking skills learned in the Basic Jewelry course, with the goal of refining proficiency and adding more advanced jewelry techniques and design abilities. Project choices are flexible, focusing on student needs and enhancing the student's skill set. Requirements: Basic Jewelry Silversmithing or equivalent or approval from instructor.

\$235.00





SPECIAL STUDIES

Introduction to Sogetsu Ikebana: The Japanese Art of Flower Arrangement

*****Beginner*****

Shizue Pleasanton

Saturday | 10:00 AM - 12:00 PM

6 Weeks: July 15 - August 19

Sogetsu Ikebana is much more than "Japanese flower arranging," it is a modern form of an ancient art of sculpture with living materials. Beginner students will be introduced to the traditional principles and aesthetic disciplines, combined with creative energies to capture, express and enhance natural beauty.

\$290.00

Sogetsu Ikebana: The Japanese Art of Flower Arrangement

*****Advanced*****

Shizue Pleasanton

Wednesday | 10:00 AM - 12:00 PM

6 Weeks: July 19 - August 23

Sogetsu Ikebana is much more than "Japanese flower arranging," it is a modern form of an ancient art of sculpture with living materials. Students will learn the traditional principles and aesthetic disciplines, combined with creative energies to capture, express and enhance natural beauty.

\$290.00





PHOTOGRAPHY & DIGITAL ARTS

The Fine Art of Black & White Photography and Darkroom

****All Levels****

Bruce Dunbar

Wednesday | 9:30 AM - 12:30 PM

6 Weeks: July 05 - August 16

This is an all-level course for those wishing to learn or refine their techniques and ideas. Emphasis is placed on the printing process and presentation of images. Demonstrations, critiques, and slide lecture presentations will be given as a means to investigate creativity, as well as to gain insight into creating ideas and understanding concepts of black and white photographs.

\$340.00



MIXED MEDIA & COLLAGE

Painting with Wax-Hot, Cold and In-Between

****All Levels****

Nash Hyon

Wednesday | 1:00 PM - 4:00 PM

8 Weeks: July 05 - August 23

During this 8 week class students will be able to paint with the 3 major mediums that use wax. Encaustic or hot wax, oil and cold wax and pigment (paint) sticks. The first class will be devoted to review, samples and demos. Students may work with any or all of these mediums. As mixed media is often incorporated, other topics such as using acrylic as an under painting, collage and gel plate printing will be included.

\$405.00



Painting in Cold Wax: The Basics

****All Levels****

Frances Eber

Thursday | 9:00 AM - 12:00 PM

6 Weeks: July 06 - August 10

Discover a new world of artistic possibilities with oil and cold wax through our comprehensive 6-week class. Master all the fundamental concepts required to begin your creative journey with this versatile medium and be amazed by the unexpected and beautiful results you can achieve. Take the first step towards creating captivating and uniquely textured paintings that reflect your unique style.

\$405.00



Exploring Mixed Media

****All Levels****

Natasha Karpinskaia

Monday | 1:00 PM - 4:00 PM

6 Weeks: July 10 - August 14

It is a very playful class, and yet serious. Through mixed media we see familiar forms and textures anew. We will experiment with different mediums, techniques and materials to juxtapose textures and forms on various surfaces - painting, drawing, prints, collage, found or recycled things. We will work with stencils, stamping, oil pastels, crayons, pencils, collage, image transfer, etc. The combinations are endless, but the main idea is to combine and layer materials to create unique works. Various approaches will be demonstrated, and both figurative and abstract imagery will be used. Mixed media is a great way to discover oneself and discover one's own individual style. No prior experience is required, and all levels are welcome.

\$315.00

Evening Experimental Printmaking & Mixed Media

****All Levels****

Martha Bloom

Monday | 6:30 PM - 9:30 PM

4 Weeks: July 17 - August 07

Discover a multitude of printmaking techniques, through experimentation with a focus on student's personal expression and aesthetic. Painting Collaging or drawing into finished prints will also be reviewed and practiced as desired. Careful individual attention and direction will be given in: Preparation of paper; inking of plates and textures; composition; self-expression; pallet; embossment; composition and approaches to using the press; textural work and much more!

\$240.00



ADULT WORKSHOPS



PAINTING & DRAWING

One Night Stand: Fluid Acrylic Pours

****All Levels****

Nash Hyon

Friday | 7:00 PM - 9:00 PM

1 Day: July 07

Friday | 7:00 PM - 9:00 PM

1 Day: August 25

Friday | 7:00 PM - 9:00 PM

1 Day: August 18

Come learn the techniques, tips and tricks of acrylic pours in this fun, interactive workshop. Learn various techniques to create abstract paintings without any painting experience. Each person will do two different pours on canvas that create multi-colored abstract designs.

\$60.00

Painting Landscape from a Photo - Without Copying the Photo

****Intermediate - Advanced****

Joseph Fama

Saturday | 10:00 AM - 1:00 PM

1 Day: July 08

**Prerequisite: Basic knowledge and experience in painting or drawing (101 Drawing or 101 Painting)*

The course will teach the student how to capture the spirit of a landscape scene. The student will take their own photos and paint from them. From their photos, the student will produce a value sketch to learn how to SEE the values. The value sketch will be the guide for the painting. They will also learn how to set up a palette for landscape painting. Students will learn to see and express color, values and the illusion of depth. Classes will include a lecture, demonstration, as well as individual instruction.

\$100.00



Introduction to Encaustic Painting (Hot Wax)

****Beginner****

Nash Hyon

Saturday | 10:00 AM - 3:00 PM

1 Day: July 08

Love how encaustic paintings look? Want to know more about it and try it out without a large investment of time or materials? In this workshop you will learn all the basics including, tools, techniques, and safety. After demonstrations, you will have time to work hands-on with this unique and historic medium that is gaining popularity among all types of artists. The school will supply all of the equipment. Please see our website for additional materials you should bring.

\$175.00

Acrylic Painting Techniques

****Beginner****

Natasha Karpinskaia

Tuesday | 10:00 AM - 3:00 PM

1 Day: July 11

This course is designed for artists working in acrylics and intended to help them master various applications of acrylic paint including dry brushing that feels like drawing with paint, washing that creates a thin veil of color, dabbing for adding texture, sponging and detailing. Participants will experiment with various techniques and create artworks using them.

\$155.00



Impressionism & Abstraction

****All Levels****


Dmitri Wright

Saturday, Sunday | 9:00 AM - 3:00 PM

2 Days: July 15 - July 16

Develop your own unique personal vision as a painter and explore new ideas via the art of the creative process. Focus will be on your subject matter - figure, landscape or floral in applying one's personal perception, temperament, and aesthetical beauty for more expressive freedom in the chosen subject. There will be presentations of color and compositional theory, in addition to playful exercises in working large. Students at all levels are welcome to work in any medium of their choice. Bring an Artist Journal and any supplies you are already working in.

\$325.00



FAST & LOOSE: Plein Air Painting

****Intermediate - Advanced****

Souby Boski

Sunday | 11:00 AM - 3:00 PM

1 Day: July 16

This workshop is for students who want to loosen up and work with less restraint. Using personal photographs, as reference students will work on several fast paintings. Guided towards discovering and trusting their own mark making statement and developing a critical eye. This is not a "how-to" class. You will be encouraged to experiment and embrace spontaneity.

By combining fast, bold, loose strokes, students will engage in the "process" of the painting in the "present" rather than concentrating on the end result. Fast paintings will be analyzed for their unique painterly style in order transfer the best qualities to larger canvases (24x24 or larger). In the words of the artist, KiKi Smith, "Making art is a lot about seeing what happens." Bring several canvases and reference photos.

\$125.00



Abstract Landscapes & Beyond

****All Levels****

Natasha Karpinskaia

Tuesday | 10:00 AM - 3:00 PM

1 Day: July 18

Abstract landscapes are inspired by what exists in real life but are intentionally different, with a focus on basic forms rather than literal interpretations. The natural world has always been a source of wonder and abstract landscapes offer a new way to see it. The approaches to creating an abstract landscape can include simplifying, flattening, or distorting the shapes: reducing the elements, changing naturalistic color to non-literal or symbolic choices, etc. No prior experience required. Suitable for artists who never painted landscapes and for experienced landscape painters.

\$155.00

Unblock your Creativity: Relief Painting

****All Levels****

Frances Eber

Saturday | 10:00 AM - 12:30 PM

1 Day: July 22

In this workshop, you will expand your creative horizons by exploring the vibrant world of color density and transparency. You do not need any prior experience; just let your imagination run free! We will start by overlapping shapes of acrylic paints, using wax paper as a printing press to layer one color over another. In this process, we will create wild textures by experimenting with various wax paper lift techniques. We aim to find the transparency of colors, the individuality of shapes and textures, discover the interchange between them, and build upon these elements. This training will enable you to identify the colors that excite you, which will expand your color vocabulary and help you see colors in new ways.

\$90.00



Expressive Abstract Painting Workshop

****All Levels****

Heather Neilson

Sunday | 9:30 AM - 3:30 PM

1 Day: July 23

In this abstract painting workshop, you will explore approaches for creating expressive abstract paintings through exercises on high quality paper and acrylic paints. You will work with the principles of value, color, composition and shape to hone your technical and expressive skills. This is a suitable workshop regardless of whether you are new to painting or are more experienced. Mostly, you will learn how to loosen up and enjoy painting from a place of intuition and expression.

\$190.00



Figure Abstract Painting

****Intermediate - Advanced****

Natasha Karpinskaia

Tuesday | 10:00 AM - 3:00 PM

1 Day: July 25

This workshop is designed for painters interested in exploring more deeply the fundamental elements that come together to create a successful abstract painting working with the figure model. There will be a focus on building a personal abstract language, as students will be given ample time to work independently with their own materials. There will be discussion of the work throughout class, as well as group critiques.

\$180.00

One Night Stand: Painting the Masters

****Beginner****

Nash Hyon

Friday | 7:00 PM - 9:00 PM

1 Day: July 28

Learn to work with acrylic paints by painting your own version of a famous artist's painting. Art students have been doing this for generations and we will show you how to transfer the image along with basic acrylic painting techniques. You don't need to know how to draw! In the past we have done paintings by Van Gogh and Cezanne and Georgia O'Keefe. Have fun and create your own masterpiece! Materials are included.

\$60.00

Still Life A-Z

****Intermediate - Advanced****

Justin Wiest

Saturday, Sunday | 10:00 AM - 2:00 PM

2 Days: July 29 - July 30

This workshop will explore the various aspects of creating a still life painting. Step one includes the arrangement and lighting. This is a crucial component in the success of the painting that gets overlooked. Studies and block-in follows next. We will work up the color the first day. The second day we will allow time for glazing and resolution. The instructor will discuss color theory as well as different materials. All still life painters welcome.

\$235.00



Figurative Collage

****All Levels****

Maj Kalfus

Saturday | 11:00 AM - 1:00 PM

1 Day: July 29

Interpret one of your favorite photographs of friends or family into a collage. Experiment with techniques and approaches to create a visual narrative using a variety of found paper and a touch of water color or acrylic paint. Learn how to approach a figurative composition, placement and techniques for making permanent art.

\$95.00



Paint Along with Lenny

****All Levels****

Lenny Moskowitz

Sunday | 10:30 AM - 3:30 PM

1 Day: July 30

This one-day workshop with instructor Lenny Moskowitz is an opportunity to paint large (30x30" canvas) while using this painting as the reference for creating one's own composition. This guided 'paint along' is great for any level of artistic experience. This workshop is suited for those wishing to stretch their skills through work larger, and those who are new to painting. Each individual's work will be unique. All materials (canvas, paint, brushes etc.) will be provided!

\$200.00

One Night Stand: Fluid Acrylic Pours II

****Intermediate****

Nash Hyon

Friday | 7:00 PM - 9:00 PM

1 Day: August 04

Loved doing fluid acrylic pours? Acrylic Pours II will go beyond the "dirty" pour technique to two new ways to create unique, multi-colored abstract designs on canvas. The school supplies all materials but please bring boxes (pizza ones work best) or metal roasting pan that fits two 12 x 12 canvases to bring your WET canvases home while keeping them flat. Dress for a mess! Participant should have attended Acrylic Pour I.

\$60.00



Color & Light Landscape Painting Weekend Workshop

****All Levels****

Jill Nichols

Saturday, Sunday | 10:00 AM - 4:00 PM

2 Days: August 19 - August 20

Come paint on location with noted artist, Jill Nichols. In this two-day workshop, we will be painting the landscape from direct observation, discovering the play of color and light while taking on the challenge of transcribing multi-dimensions into the two dimensions of the painted canvas. Painting while on location is a unique and satisfying way to experience and appreciate the natural world. It is a form of mediation where the mind is void of chatter and overthinking. Any level of plein air painting is acceptable. Students are encouraged to work in the medium of their choosing including oil, acrylic, watercolor, or pastel

\$325.00

Painting Alchemy: Landscape

****All Levels****

Jill Nichols

Saturday, Sunday | 10:00 AM - 4:00 PM

2 Days: August 26 - August 27

Come explore the magic of color in this 2-Day intensive color workshop with noted artist, Jill Nichols. Unlock the mysteries of color, the most complicated and elusive element in painting. In this engaging combination lecture, demonstration, and hands-on painting workshop students will explore color interactions, palettes, value, temperature, saturation, intensity, and placement in composition, as well as color theory, science, cultural, and psychological meanings. Students will take away an enhanced working knowledge of color and handy reference materials, nuances of color mixing, and valuable paint application techniques. New challenges, concepts, and exercises will be available to the returning student. Note that students can work in the medium of their choice including oil, acrylic, watercolor, or pastel at their own pace.

\$325.00



CERAMICS

One Night Stand: On the Potter's Wheel

****All Levels****

Jon Puzzuoli

Friday | 7:00 PM - 9:00 PM

1 Day: July 07

Friday | 7:00 PM - 9:00 PM

1 Day: July 21

Friday | 7:00 PM - 9:00 PM

1 Day: August 04

Friday | 7:00 PM - 9:00 PM

1 Day: August 18

Join us for a fun evening out with friends or family! The evening will start with a wheel throwing demonstration followed by an opportunity for you to learn how to throw on the potter's wheel. You'll create your very own bowl(s) which we will glaze and fire for you to pick up at a later date. We promise you'll have a blast and it will be a different experience for you. Bring a friend, family member or a date, and enjoy the evening. The pieces will take four to six weeks to fire, and the school office will notify you when pieces are ready to be picked up.

\$60.00



Wheel Throwing for Total Beginner

****All Levels****

Wendy Hower

Sunday | 10:00 AM - 4:00 PM

1 Day: July 09

Ever wanted to spend a day learning the basics of the pottery wheel? If so, this class is for you. Come spend the day with fellow beginners as they learn to create on the wheel. We will make plates, bowls and cylinders. All pieces will be bisque fired in the studio kiln and glaze fired as well. Clay and firing costs are included in the cost of the workshop.

\$220.00



Raku Workshop

****Intermediate - Advanced****

Jon Puzzuoli

Sunday | 10:00 AM - 5:00 PM

1 Day: August 06

Students bring their bisque pieces and spend the day glazing and firing in the raku kiln. We will do a combination of firings: traditional raku, and fuming techniques using horsehair and feathers. Students should use white stoneware clay, which may be purchased in advance. Pieces can be bisque fired in Silvermine's kiln two weeks prior to the date of the workshop. We will accommodate as many firings as the day allows. Expect to get at least 5 medium size (approximately 8 x 8 x 8 inches would be considered medium size) pieces fired. Pieces should be based on cylindrical forms, not flat, or over 10 lbs. Students must wear cotton clothing that covers arms and legs, sturdy shoes, and hair must be tied back.

\$245.00



Handbuilt Garden Pots

****Intermediate - Advanced****

Heather Houston

Sunday | 10:00 AM - 4:00 PM

1 Day: August 20

Come spend the day learning to hand build large vessels for the garden and home. We will investigate pinching, coiling, pressing and slabs to create beautiful pieces to hold your favorite plants. Bisque firing is included.

\$220.00





PRINTMAKING

Printmaking Techniques

****All Levels****

Natasha Karpinskaia

Wednesday, Thursday, Friday | 1:30 PM - 4:30 PM

3 Days: July 19 - July 21

This course will introduce various techniques of monotype printing and participants will experiment with limitless possibilities of monotypes: transfers, layering, stencils and other approaches. It might sound complicated but in fact it is a very free and fun way of working. No prior experience necessary.

\$275.00

One Night Stand: Gel Plate Printing

****All Levels****

Nash Hyon

Friday | 7:00 PM - 9:00 PM

1 Day: July 21

No experience needed! In this new, fun two hour workshop we will experience the magic of printing in multiple colors, design, textures and transfers using the gel plate. With water based paints multiple layers will be created by printing the same paper over and over. When these dry, the prints may be used for collage, cards, gift wrap or framed as finished artwork. You will be amazed at what you can make during the two hours of this workshop.

\$60.00



Polyester Plate Lithography: An Introduction

****Beginner****


Andrew Murdoch

Monday, Tuesday, Wednesday, Thursday | 9:00 AM - 12:00 PM

4 Days: July 24 - July 27

Polyester plates or Pronto plates offer a simplified version of the lithographic process. These plates are easy to learn how to use, quick to process, and they can be printed on etching press! Using a variety of drawing materials and techniques, students will develop images and draw/transfer the image to their pronto plates. Students will also learn how to add these plates as color-layers or additions to other processes. The class will process and print their images in small editions.

\$345.00



Monotype Printmaking: An Overview

****All Levels****

Natasha Karpinskaia

Friday | 9:00 AM - 12:00 PM

1 Day: July 28

Friday | 9:00 AM - 12:00 PM

1 Day: August 11

Create a series of prints in this one-day workshop. Develop your personal approach to monotypes and embrace spontaneity in art making. Bring a couple of ideas to the workshop and see how far you can go in a matter of hours. Several interesting techniques will be introduced. No previous experience is necessary.

\$110.00



Monotype Printmaking: An Overview

****All Levels****

Natasha Karpinskaia

Saturday | 10:00 AM - 3:00 PM

1 Day: August 05

Create a series of prints in this one-day workshop. Develop your personal approach to monotypes and embrace spontaneity in art making. Bring a couple of ideas to the workshop and see how far you can go in a matter of hours. Several interesting techniques will be introduced. No previous experience is necessary.

\$155.00

Introduction to Relief Printing: Woodcuts

****Beginner****


Andrew Murdoch

Monday, Tuesday, Wednesday, Thursday | 9:00 AM - 12:00 PM

4 Days: August 07 - August 10

Woodblock printing has been practiced, in one form or another, since 220 A.D. The process involves the removal of material (in this case, wood) allowing the raised areas to be inked and printed. During this workshop, students will develop images to be transferred to a wood block. This course will cover the use of basic carving tools and techniques to create an image that students will be able to print in small editions.

\$345.00



One Night Stand: Gel Plate Printing II

****Intermediate****

Nash Hyon

Friday | 7:00 PM - 9:00 PM

1 Day: August 11

In this new 2 hour Friday night class we will take all those wonderful gel plate prints that you made and create a collage "painting" on artists panel. We will use acrylic medium and a limited selection of colors for over painting and/or to use with stencils. Have fun and create a finished piece suitable for framing. Must have taken Gel Plate I to sign up.

\$60.00



METAL & SCULPTURE

Life Casting Workshop

*****All Levels*****

Julia Murphy

Saturday | 10:00 AM - 3:00 PM

1 Day: August 05

In this fun single-day workshop, learn to give yourself a hand...literally! Students will learn the basics of hand casting using skin-safe alginate rubber, making a permanent replica of their hand to keep. The basics of making a single-use mold, mixing and pouring a cast in plaster, and demolding their creation will be covered, as well as the finer points of troubleshooting and repairing imperfections. The instructor will explain choosing a pose, molding and casting concepts, and tricks of the trade so that students can confidently recreate the process at home. In addition to completing their own project, students will get to enjoy a live demonstration of casting from a silicone life mold. An excellent introduction to the fascinating art of life casting, this workshop will give students the experience to make their own high-quality heirlooms, cosplay props, and unique gifts, as well as providing a solid foundation for more ambitious life casting projects. In order to allow time for the hand casts to safely cure in the molds, the workshop will consist of a morning and afternoon session of 1.5 hours each with casting demonstration and lunch break in between. All materials are included. Because of the messy nature of casting, it is recommended that students wear appropriate studio clothing and footwear.

\$210.00





JEWELRY & METALSMITHING

Jewelry & Silversmithing for the Absolute Beginner

****Beginner****

Gail Bradshaw

Monday | 10:00 AM - 2:00 PM

3 Days: July 10 - July 24

Curious how jewelry is created? This is the perfect workshop for those who always wanted to explore jewelry-making. Students will learn some of the metalsmithing tools and techniques used in jewelry construction, including sawing, texturing, soldering, and finishing. Also, you will gain an artistic appreciation for hand fabricated jewelry and leave the workshop wearing something that you made! Students will use studio supplied copper, brass or nickel. Silver can be purchased from the instructor.

\$360.00

Experimental Enameling for All Levels

****All Levels****

Gail Bradshaw

Thursday, Friday | 10:00 AM - 4:00 PM

2 Days: July 20 - July 21

Capture the spectacular luminosity of reflected light in one-of-a-kind enamel art. This is a very forgiving and fun medium with a breathtaking surprise when the kiln door is opened! These are not the enamels you learned in school or at camp. The medium has been transformed with the use of unconventional materials and techniques. Basic introduction includes preparation of enamel, working with opaque and transparent colors, dry sifting, and wet inlaying techniques. New as well as traditional methods will be explored. Techniques covered include stenciling, watercolor, marker, rubber stamps, luster, basse taille (enamel over texture), and sgraffito (scratching through enamel to create patterns). Classes are small so register early. No experience necessary.

\$300.00





SPECIAL STUDIES

Basic Book Arts

****All Levels****

Andrew Murdoch

Wednesday, Thursday, Friday | 9:00 AM - 12:00 PM

3 Days: July 05 - July 07

This course is designed to introduce students to the art of bookbinding. Students will develop an understanding of basic book forms and techniques, aiding in the design of both limited edition and unique books.

\$205.00



Contemporary Embroidery for Artists

****All Levels****

Anna Novakov

Saturday | 10:00 AM - 3:00 PM

1 Day: July 15

This one-day workshop introduces students to the possibilities of adding hand embroidery to their artwork. Working with basic stitch techniques we will explore the use of pattern, color and imagery to fabric. No prior experience necessary.

\$105.00

Creating Artists' Books

****All Levels****

Natasha Karpinskaia

Tuesday, Wednesday, Thursday, Friday | 1:30 PM - 4:30 PM

4 Days: August 01 - August 04

An artist's book is a work of art in the form of a book or a book-like structure. It is not a book about art but a work of art in its own right. They are usually one-of-the-kind objects, although some can be produced in limited editions. Artists' books can create unique personal narratives, be completely abstract or figurative, or both. In this course we will attempt to create a highly personal artist's book utilizing various mixed media techniques. No previous experience required.

\$265.00

