

Fall
2023

Silvermine



Silvermine School of Art
Howard Munce,
Painter, Illustrator, Writer, Guild Member,
Creating Murals in the Children's Ward at Norwalk Hospital, 1945



Fall Session 2023

September 18 – December 10

Course start dates will vary

Fall Session Holidays - School Closed:

Yom Kippur – September 25

Thanksgiving – November 23, 24 (*classes won't be held on November 22*)

Registration Information

Need Help Choosing a Course?

If you need assistance in your selection, contact the school office at 203-966-6668, x 2 or schooladmin@silvermineart.org

How to Register?

Online: www.silvermineart.org

Phone: 203-966-9700, ext. 2

NO IN-PERSON REGISTRATION OR EMAIL

School Office Hours

Monday – Friday

9:00 AM – 5:00 PM

Phone: 203-966-9700, ext. 2

1028 Silvermine Rd, New Canaan, CT

The school office is located across the street from the main building—to the left of the Silvermine Market.



Want to Register Early?

Become a Silver Benefactor today! Donations totaling \$1,000 or more annually entitle you to register before the general public. Please call 203-966-9700 x2 to make your donation or have any questions.

Give the Gift of Art

Gift Certificates for workshops and courses are available in any denomination. Please call 203-966-9700 x2 to make your purchase.

Open Sketch

These sessions are open to the public, ages 16 & up and provide the opportunity to work in a studio environment from a live model. We have a maximum capacity of 12 students per session.

Models are of male and female genders and are nude for all bookings except the first Friday of every month.

Open Sketch sessions are all walk-in. Payment is made in CASH or CHECK (exact change only).

Monday: 1:00 PM – 4:00 PM | \$20.00

Wednesday: 6:30 PM – 9:30 PM | \$20.00

Friday: 10:00 AM – 3:30 PM | \$30.00

For more information, please click [here](#).

Open Studios

Please check your class to view your open studio schedule if your course offers one.

School Policies

The Silvermine School of Art continues its legacy of art education by offering programs for students of all ages, in all levels of proficiency from beginner to advanced.

View the full list of policies [here](#).

General Studio Policies

All studio scheduling is at the discretion of Silvermine Art Center Administrative Staff. Students attending programs at Silvermine Art Center are permitted to utilize the facilities during scheduled program times *only* and must adhere to the general policies set forth below.

Arrival/Set Up:

If the studio set up is complete, students may enter the classroom 15 minutes before their class time to prepare. If the set-up is not complete, students must wait outside of the classroom until permitted to enter.

Departure/Clean Up:

Our studios are **multi-use spaces** operating 7 days a week. Students are expected to clean their individual spaces and be prepared to exit the class on time. In the event that additional time is needed students must be prepared to leave the classroom **no more than 10 minutes after the scheduled end time of the program.**

- It is imperative that neither paint nor solvents are poured directly into the sinks. If you are unsure of the right way to clean your palette or brushes, please be sure to speak with your instructor
- Please be mindful of our energy usage and be sure to close all doors & windows upon your exit

For the safety of students aged 16 or younger, parents are required to drop off and pick up students at the studio location. Youth students may not be dropped off in the parking lot.

UPCOMING EVENTS

School

Annual Holiday Sale & Scholarship Fundraiser

Annual sale of student and instructor art with price points for every budget! Sales from this event support our scholarship fund.

Friday, December 15th | 6:00 PM – 9:00 PM

Saturday, December 16th | 10:00 AM – 4:00 PM

Gallery

Artisans Market – *Fine Art & Crafts Fair*

A wide range of artists participate in this fine craft fair.

**Saturday, November 11th - Sunday, November 12th
11:00 AM – 4:00 PM**



Contents

<u>Adult Courses</u>	3-24
<u>Adult Workshops</u>	25-40
<u>Youth Courses</u>	40-45
<u>Youth Workshops</u>	45-48


Beginner (for students with little to no experience)

Intermediate (for students with a strong grasp of basic techniques)

Advanced (for students with significant experience and ability to work with some independence)

All Levels (for beginner, intermediate and advanced students)

ADULT COURSES



DRAWING & PAINTING

Basic Techniques of Watercolors

****LEVEL: BEGINNER - INTERMEDIATE****

Alex McFarlane

Monday | 9:30 AM - 12:30 PM

11 Weeks: September 18 - December 04

This course is for beginners and experienced students who want to progress. Watercolor painting is about technical skills that can be learned. There will be a demonstration at the beginning of each class. How to relax and be comfortable while using watercolors is encouraged. In addition, inventive compositions for still life, figure and landscape will be encouraged.

\$560.00

Copying from the Masters

****LEVEL: INTERMEDIATE-ADVANCED****

Justin Wiest

Monday | 9:30 AM - 12:30 PM

11 Weeks: September 18 - December 04

Copying old master works was a time-tested tradition throughout the ages. Students will work from high quality reproductions and be led through a step-by-step approach to thinking and working in the old master manner.

Beginning with the drawing, then capturing and slowly building the layers of paint with glazes mixed with chalk and oil, students will learn the full process, which they can then introduce into their own methods of painting. Reproductions will be provided for the students.

\$740.00



Introduction to the Art of Drawing

****LEVEL: BEGINNER - INTERMEDIATE****

Alex McFarlane

Monday | 1:00 PM - 4:00 PM

11 Weeks: September 18 - December 04

We begin by learning how to measure using our eye, how to create the proportions of our subject. When applying these methods of measurement and proportion, we give drama and expression to our drawings. Learn about shading, perspective and composition. Subjects include basic forms, the figure, portrait and landscapes. Every class will start with a demonstration and individual attention is given to each student.

\$590.00

Survey of Drawing Materials & Techniques

****LEVEL: ALL LEVELS****

Justin Wiest

Tuesday | 9:30 AM - 12:30 PM

12 Weeks: September 19 - December 05

"Drawing is the probity of Art.." is as true today as when Ingres declared it two hundred years ago. The class will investigate the harmonic expression of lines combined with the poetic power of tone. The class will have a running discussion on how drawing informs other media such as print making, painting, and sculpture. Class topics will include landscape, still life, and portrait. Various drawing materials are suited for varying tasks. These materials include: graphite/charcoal, pen/ink, metal point, and conte crayon. We will see what media works best for landscape, still life, and figure. The instructor will give demonstrations and provide samples. Open to all levels.

\$790.00

Intermediate Still Life & Landscape Painting

****LEVEL: INTERMEDIATE-ADVANCED****

Kirill Doron

Tuesday | 9:30 AM - 12:30 PM

12 Weeks: September 19 - December 05

This course is for students with some background in drawing or painting. Working with landscape or still life, beginning oil painters will learn the fundamentals, including color, composition, form, and materials. Intermediate oil painters can hone existing skills and explore more complex challenges.

\$610.00

The Art of Still Life Painting

****LEVEL: INTERMEDIATE-ADVANCED****

Justin Wiest

Tuesday | 1:00 PM - 4:00 PM

12 Weeks: September 19 - December 05

The class will investigate various styles of still life painting such as Dutch, French, and Impressionist. Each student will have their own setup which the instructor will help light and compose. Discussions of shape, color, and edges will start off each class. Still life is a great way to engage with the many topics that arise with oil, acrylic, and watercolor. The instructor will give technical demonstrations throughout the semester. Drawing experience is helpful.

\$610.00

Drawing in Harmony

****LEVEL: ALL LEVELS****

Timothy Cronin

Tuesday | 6:30 PM - 9:30 PM

12 Weeks: September 19 - December 05

In this course students will learn to draw using the mind, eye and hand in harmony. Students are encouraged to find their own 'voice' and 'story' within their drawings. Emphasis will be on observational drawing while learning composition, line, form and value. This Class is meant for all levels of artist. Beginners looking for foundational skills or experienced artists wanting to strengthen their craft.

\$700.00



Abstract Painting: Dynamics of Symbols and Color in Composition

****LEVEL: ALL LEVELS****

Dmitri Wright

Wednesday | 9:00 AM - 12:00 PM

11 Weeks: September 20 - December 06

Wednesday | 1:00 PM - 4:00 PM

11 Weeks: September 20 - December 06

Develop your own unique personal vision as an abstract painter and explore new ideas via the art of the creative process. Focus will be on the abstracted from the representative - figure, landscape or floral in applying one's personal perception, temperament and aesthetical beauty for more expressive freedom in chosen subject. There will be presentations of color and compositional theory, in addition to playful exercises in working large. Students at all levels are welcome to work in any medium of their choice.

\$555.00

Painting 101: Foundation Painting

****LEVEL: BEGINNER - INTERMEDIATE****

Alex McFarlane

Wednesday | 9:00 AM - 12:00 PM

11 Weeks: September 20 - December 06

This course is for beginning and intermediate students who want to learn the techniques and procedures necessary for painting in oils or acrylics. Basic skills in drawing, composition, mixing and applying paint will be demonstrated. Subject matter will include still life, figure, portrait and landscape. You will be guided through the foundation steps towards a satisfying work of art.

\$605.00

Fall into Plein Air

****LEVEL: ALL LEVELS****

Justin Wiest

Wednesday | 9:30 AM - 12:30 PM

6 Weeks: September 20 - October 25

The Autumn offers the painter a symphony of chromatic experiences. It is easy to get overwhelmed but with a little planning the student can benefit from all that nature has to offer. This class is geared to devising a strategy that tempers some colors while letting others sing out. The task becomes how to evoke a thrilling effect without being garish. Maples to salt marshes, we will be on location when we can. We will cover various landscape theory in practice in the studio if there is inclement weather. All levels welcome.

\$325.00

Introduction to Japanese Brush Painting

****LEVEL: ALL LEVELS****

Maj Kaflus

Wednesday | 10:00 AM - 12:00 PM

5 Weeks: September 20 - October 18

Wednesday | 10:00 AM - 12:00 PM

5 Weeks: November 01 - December 06

Through the simplicity of minimalist brush strokes, learn the techniques used in the ancient art of brush painting known as Sumi-e. The art of brush painting aims at depicting the spirit of a subject through balance, rhythm and harmony. The techniques will be demonstrated in this class, exploring the use of brush, ink and rice paper. Students will learn to depict traditional images from nature such as orchids, bamboo, chrysanthemums and plum trees...mastering the unique brush strokes to execute each. Students will learn to use the distinctive Sumi-e materials: learn to make ink with ink sticks, learn about the different brush styles and how to hold them and how to utilize rice paper.

\$190.00

Big Picture: Choose Your Theme Figure, Landscape, or Still Life

****LEVEL: ALL LEVELS****

Alex McFarlane

Wednesday | 1:00 PM - 4:00 PM

11 Weeks: September 20 - December 06

This course is ideal for someone who wants to start, execute and finish one painting or drawing. For the narrative artist, there will be a sustained pose for the entire session. The still life artist will have an individual set-up tailored to meet his or her needs. For the landscape artist, there will be individual guidance in making nature look natural. There will be demonstrations.

\$560.00

Painting with Encaustics

****LEVEL: ALL LEVELS****

Nash Hyon

Wednesday | 1:00 PM - 4:00 PM

8 Weeks: September 20 - November 08

Explore the medium that works with a mixture of beeswax and pigment, giving your paintings a beautiful surface and depth. Learn the techniques, methods and history of the medium. A demonstration will start each class, followed by time to experiment or create your own painting, with individual instruction. No painting experience necessary. The school will supply major equipment. Other supplies can be purchased locally or online. This is a small class that gives students individual attention.

\$435.00

WOW! The Many Facets of Pen, Ink & Watercolor

****LEVEL: ALL LEVELS****

Nancy McTague-Stock

Wednesday | 1:15 PM - 2:45 PM

11 Weeks: September 20 - December 06

This course introduces you to the many possibilities inherent in using pen and ink along with watercolor! The focus will be on teaching you not only the basic techniques of each medium, but also to assist each student in creating work that is truly their own voice, not the voice of the instructor or anyone else! From landscape to floral to portraiture to abstraction, to illustrated writing/journaling, all genres of interest are welcome. My passion lies in bringing out the artist in YOU! Artists, dabblers, writers are all welcome to explore the virtues of pen and ink and watercolor, both separately and together, all while learning, sharing and having FUN!!! No experience required...just your energy and interest!

\$495.00



Broaden the View

****LEVEL: INTERMEDIATE-ADVANCED****

C.J. Guerin

Thursday | 9:30 AM - 12:30 PM

10 Weeks: September 21 - November 30

This class is for students who have a working knowledge of sketching and painting. The sessions will be aimed at improving your painting through dynamic compositions, new and mixed materials, "out of the box" ideas, and various methods of working to stretch your concepts. The sessions will be aimed at landscape and still life to help you move on with your work to the next level while developing your own personal voice. There will be demonstrations and individual guidance in oil, watercolor and acrylic.

\$520.00

Figure Drawing

****LEVEL: INTERMEDIATE-ADVANCED****

Justin Wiest

Thursday | 9:30 AM - 12:30 PM

10 Weeks: September 21 - December 07

Learn the human figure's complex construction while heightening your ability to draw a figure from observation. Working from the model, emphasis on gesture, balance and proportion will be stressed throughout to aid in the illusion of credibility posed figures. Students should leave this class with a better understanding of the figure's key landmarks, form sense and construction as well as a greater ability to render a figure from life and from memory.

\$665.00

Talking Heads: Portrait Painting

****LEVEL: ALL LEVELS****

Heidi Harrington

Thursday | 9:30 AM - 12:30 PM

10 Weeks: September 21 - November 30

This course focuses on producing a more intimate view of a portrait. There will be individual attention as students work from a model in two four week poses. Throughout the course, there will be short demonstrations and examples of different artist's work. Each session will focus on one pictorial objective, such as tone, composition and color, as well as a focus on individual facial features. It welcomes both beginners and experienced artists.

\$665.00



Acrylic Abstract Painting

****LEVEL: INTERMEDIATE-ADVANCED****

Aleksandr Razin

Thursday | 1:00 PM - 4:00 PM

11 Weeks: September 21 - December 07

Students will develop a working knowledge of abstract painting that challenges them to see and interpret in new ways. Using acrylics students will learn color, line, movement, and form, through individual instruction. Subjects include landscape and still life, as well as non-representational forms.

\$560.00

Acrylic Painting Projects for Beginners

****LEVEL: BEGINNER****

Nash Hyon

Thursday | 1:00 PM - 4:00 PM

8 Weeks: September 21 - November 09

Saturday | 1:00 PM - 4:00 PM

8 Weeks: September 23 - November 11

This class is designed for students new to acrylic painting. We will explore a series of painting projects using paint, collage and various acrylic mediums with abstract, still life and landscape included. Basic information on color, composition and individual style will be covered.

\$420.00



Basic Drawing & Painting

****LEVEL: ALL LEVELS****

C.J Guerin

Thursday | 1:00 PM - 4:00 PM

10 Weeks: September 21 - November 30

This course is for the beginner or returning student to learn the fundamentals of drawing and painting. We begin with basic sketching techniques enabling students to accurately record what they see, and the second half of the course will introduce painting, color mixing, paint application, glazing, texture, and aerial and linear perspective. These sessions will be aimed at creating a still life and landscape.

\$520.00

The Art of Pen & Ink Drawing

****LEVEL: ALL LEVELS****

Nomi Silverman

Thursday | 1:00 PM - 4:00 PM

4 Weeks: September 21 - October 12

In this course you will work with a variety of pens and inks. You will learn hatching, stipple, line, brushwork and even unusual techniques like eye lashing, as you work from actual still life set ups and copying from masters. With ink, lines become all-important, and can help your ability to see, and thus to become a better draftsman.

\$220.00



Beyond a Pretty Picture

****LEVEL: ALL LEVELS****

Alex McFarlane

Thursday | 7:00 PM - 10:00 PM

11 Weeks: September 21 - December 07

You know you are good, but how do you get your painting to look like the vision in your head? This is tailored to the individual, from how you think about art to how you develop a personalized statement. Learn to analyze your vision and find a seamless balance between concept, composition and technique.

\$560.00

Contemporary Impressionism and Beyond: Experience to Expression

****LEVEL: ALL LEVELS****

Dmitri Wright

Friday | 9:00 AM - 12:00 PM


10 Weeks: September 22 - December 08

Friday | 1:00 PM - 4:00 PM

10 Weeks: September 22 - December 08

Develop our own unique style while discovering the philosophy and techniques used by the impressionist masters. Such methods used by the impressionists were taken from the classical and today used by the modernists are the tools you will learn from illustrative to the abstract. Students from all levels and interests, as well as those working in all materials and methods are welcomed from classical to abstract.

\$515.00



Abstract Painting

****LEVEL: INTERMEDIATE-ADVANCED****

Natasha Karpinskaia

Friday | 9:30 AM - 12:30 PM

10 Weeks: September 22 - December 08

This course will explore intellectual elements of abstraction, it is about ideas that are at the core of abstract imagery. It's objective is to learn how to transfer experiences, concepts and perception of the real world into abstract images. We will experiment with color, shapes, lines, and texture. Some demos, exercises and discussions will also be included. The class is suitable for those who have taken introductory painting courses and have the desire to explore abstraction.

\$515.00



Drawing: Beginner and Intermediate

****LEVEL: ALL LEVELS****

Caroly Van Duyn

Friday | 10:00 AM - 1:00 PM

11 Weeks: September 22 - December 08

Through a range of drawing techniques and materials, students will learn to strengthen their observational skills, creativity and inventive powers. Representational and nonrepresentational mark-making will be demonstrated and explored. We will also study different creative approaches, drawing inspiration through the history of art from different cultures and traditions. Class time will be divided between discussions, drawing exercises and critiques.

\$560.00

Expanded Collage

****LEVEL: ALL LEVELS****

Caroly Van Duyn

Friday | 2:00 PM - 5:00 PM

11 Weeks: September 22 - December 08

This class offers a hands-on collage experience creating artworks from multiple materials with divergent textures, including paper, paint and mixed media; incorporating drawing and watercolor fragments to add to our compositions. As we develop our collages, we will be surveying and discussing collage as an important art historical medium. This overview provides an exciting and inspirational view into important masterworks creating new possibilities for artists to engage and experiment in with their own works in progress. Demonstrations of collage techniques will be on going each week.

\$580.00



Drawing & Painting in Combination

****LEVEL: ALL LEVELS****

Alex McFarlane

Saturday | 9:30 AM - 12:30 PM

12 Weeks: September 23 - December 09

This course is designed to instruct students in the fundamentals of drawing, composition and the basic techniques of painting. Mixing and applying paint will be demonstrated. Subjects such as still life, figure and landscape will be covered. Those who wish to draw exclusively are guided from a beginning thumbnail to a finished presentation. Likewise, the painters will learn their craft step-by-step.

\$610.00

Expressive Abstract Painting

****LEVEL: ALL LEVELS****

Heather Neilson

Sunday | 1:00 PM - 4:00 PM

6 Weeks: September 24 - November 05

In this class you will explore and develop expressive abstract painting skills using acrylic paint, mark-making and a variety of other tools. Through a series of fun exercises exploring principles of Value, Color, Composition and Shape you will hone your confidence and unique expression. Experience the freedom and joy that comes from trusting your instincts and taming the inner critic in a warm and non-judgmental setting. Tap your unique style and bring your full human experience to the canvas.

\$390.00

Watercolor Landscapes

****LEVEL: ALL LEVELS****

Wendy MacCordy

Tuesday | 9:30 AM - 12:30 PM

10 Weeks: September 26 - December 05

The fundamentals of watercolor will be taught and the emphasis will be on becoming comfortable with the spontaneous nature of the medium. We will focus on how to capture light filled landscape paintings by using the white of the watercolor paper. Demonstrations will be given at the beginning of each class. Bring your own landscape photographs as a reference.

\$515.00

Simply Painting

****LEVEL: ALL LEVELS****


Lenny Moskowitz

Saturday | 1:00 PM - 5:00 PM

8 Weeks: September 30 - November 25

I like my students to be able to work in an uninhibited way and for them to be very playful in my classes. Through individual guidance we will be covering several concepts including contrast through values, layering color, and discovering the focal point. Students will develop their confidence and visual vocabulary, while keeping things simple.

\$540.00



Sculptural Figure & Portrait Painting in Oil or Pastel

****LEVEL: INTERMEDIATE-ADVANCED****

Dean Fisher

Wednesday | 9:30 AM - 12:30 PM

8 Weeks: October 11 - December 06

Be prepared to squint, step back and use your big brushes! In this course, through the use of painting and drawing live models, you will learn fundamental approaches to capturing correct proportions, convincing gestures and realistic effects of light and shadow through the use of gaining an understanding of tone and color temperature. Another focus will be using oil, acrylic or pastels in a sculptural way, using these mediums to impart greater solidity and expressive potential using impasto and accentuated planes changes in the form. We will focus on these key principles to see how they are all interconnected and play vital roles in breathing life into our work.

\$540.00



Getting a Hold on the Elements of Landscape Oil Painting

****LEVEL: ALL LEVELS****

Josephine Robinson

Thursday | 10:00 AM - 1:00 PM

6 Weeks: October 12 - November 16

By far the most important element of a painting is the composition, which is to say, the arrangement of all its elements. A thoughtful composition driving the painting, much like a musical symphony, will marry different elements, so that the painting or musical piece, may be contemplated or experienced as a unified whole. The complex becomes simplified and the frivolous is discarded. This course will aim to help students make choices from informed observations, to do just this. In order to undertake this task, students will produce small paintings, of the different elements which make up a landscape. Each week we will concentrate on, in small painting sketches, a single component of the landscape. These sketches will help the student understand the forms of trees, vegetation, ground plane, skies, clouds and thereby the potential design aspect of each element, as they relate to each other. In the remaining weeks, students will use this knowledge, to try to produce paintings which marry all the components together, to produce a design, fit to entice the viewer's gaze. Paintings by great masters will be shown and discussed, to illustrate the use, or non-use of a component within a painting. Discussion will centre around how each component "fits" together, and how the artist "made" the fit. There will be visual explanations of approaches to the drawing and painting of different landscape elements.

\$310.00

Mixing it Up: Mixed Media Drawing

****LEVEL: ALL LEVELS****

Nomi Silverman

Thursday | 1:00 PM - 4:00 PM

5 Weeks: October 26 - November 30

This is an exciting opportunity to develop and expand your drawing skills. Drawing fundamentals will be covered while experimenting with various mediums such as pen ink, pastel, conte crayon, silver point and watercolors.

\$270.00



Oil & Cold Wax: Cultivating your Artistic Series

****LEVEL: ALL LEVELS****

Frances Eber

Thursday | 10:00 AM - 1:00 PM

5 Weeks: November 02 - December 07

Expand your creative horizons as we delve into the captivating world of oil and cold wax medium, focusing on the development of your own unique artistic voice. Through practical exercises and insightful discussions, you will explore the principles of composition, value, and contrast to create a well-developed series that truly reflects your creative vision. In this immersive course, we will draw inspiration from established artists known for their exceptional series work while empowering you to discover your own artistic identity. Through in-class demonstrations, individual feedback sessions, and group discussions, you will gain the technical skills and confidence to express your unique voice through oil and cold wax. Whether you're an experienced artist seeking to elevate your art or a passionate beginner ready to explore new possibilities, this course will ignite your creative spark and guide you toward creating a captivating series in oil and cold wax medium. Join us on this transformative artistic journey and unlock the potential within you.

\$410.00



CERAMICS

On & Off the Potter's Wheel for All Levels

****LEVEL: ALL LEVELS****

Jon Puzzuoli

Monday | 1:00 PM - 4:00 PM

11 Weeks: September 18 - December 04

Whether you've never touched clay or have been at it for years, this class will accommodate your needs. The initial focus of the class will be on the potter's wheel and will then transition to exploration of handbuilding techniques, with an emphasis on slab work. Beginners will be taught foundational wheel skills, general pottery techniques and gain an understanding of the complete ceramic process. For those who have more experience, the class will focus on complex forms, various surface treatments and advanced glazing methods. Class demos as well as individual instruction will be provided.

\$605.00

Clay Your Way

****LEVEL: ALL LEVELS****

Clare Lewis

Tuesday | 9:30 AM - 12:30 PM

12 Weeks: September 19 - December 05

Whether new to clay, or experienced, your instructor will guide you through demonstrations and individual coaching. Throwing on the wheel and hand building will be offered. You can choose your own approach: functional or sculptural. The emphasis is on discovering your unique creativity while having fun and learning new techniques.

\$655.00



Exploring Soda Firing

****LEVEL: INTERMEDIATE-ADVANCED****

Jon Puzzuoli

Tuesday | 3:45 PM - 6:45 PM

12 Weeks: September 19 - December 05

Create work, glaze and fire your pottery in our newly built Soda Kiln and learn about this unique firing process from beginning to end. During the beginning of the semester we design work with this firing method in mind. Weekly demos will refine your skills and individual instruction. Mid semester, we will explore flashing slips and 7 new glazes, including new crystalline matte and ash glazes. As a class we will then prep for the firing and strategically load the kiln. At the end of the semester, we will fire the kiln collectively and participate in adding wood, baking soda and salt through the kilning. The class will also have access to the gas reduction kiln.

\$655.00

Potter's Wheel for All Levels

****LEVEL: ALL LEVELS****

Jon Puzzuoli

Tuesday | 7:00 PM - 10:00 PM

12 Weeks: September 19 - December 05

Whether you are new to the potter's wheel or wish to build upon your existing skills, this class will fill your needs. Beginners will be taught the important skills needed to create a vessel on the wheel. For those who have more experience, the class will focus on more complex shapes, various surface textures and alternative glazing methods. Class demos as well as individual instruction will be provided.

\$655.00



Potter's Wheel for All Levels

****LEVEL: ALL LEVELS****

Jon Puzzuoli

Thursday | 7:00 PM - 10:00 PM

11 Weeks: September 21 - December 07

Whether you are new to the potter's wheel or wish to build upon your existing skills, this class will fill your needs. Beginners will be taught the important skills needed to create a vessel on the wheel. For those who have more experience, the class will focus on more complex shapes, various surface textures and alternative glazing methods. Class demos as well as individual instruction will be provided.

\$605.00

Center Yourself! Clear your Mind and Create with Clay

****LEVEL: ALL LEVELS****

Don Reynolds

Wednesday | 4:00 PM - 7:00 PM

11 Weeks: September 20 - December 06

This class is designed for both the beginner with a desire to learn the basics of working with clay, and any other students who may feel like they don't quite fit into an advanced class just yet. We will explore the fundamentals of using the potter's wheel to create thrown forms and offer those with some experience a great space to hone and reinforce their skills. This class will also provide some guidance on basic hand building techniques that will allow students to create pieces without the potter's wheel. Thrown, pinched, coiled, or slab built. Clear your mind and create with clay!

\$605.00



Intermediate & Advanced Ceramics

****LEVEL: INTERMEDIATE-ADVANCED****

Heather Houston

Wednesday | 10:00 AM - 1:00 PM

11 Weeks: September 20 - December 06

Explore the process of intermediate to advanced throwing, hand building, construction and glazing techniques. Students will build on basic skills to learn how to make complex forms and interesting shapes using both hand building and wheel throwing techniques. Everyone will receive individual instruction in addition to class demos and will be encouraged to work independently on projects.

\$605.00

Pottery & Vessel Sculpture: Intermediate to Advanced

****LEVEL: INTERMEDIATE-ADVANCED****


Keiko Ashida

Thursday | 10:00 AM - 1:00 PM

11 Weeks: September 21 - December 07

Intermediate and advanced students will explore alternative methods. A variety of wheel throwing, hand building, and surfacing, and glazing techniques will be covered. The emphasis is on using skills to build vessel sculptures on and off the wheel. Personal creativity will be encouraged.

\$605.00



Pottery & Vessel Sculpture: Intermediate to Advanced

****LEVEL: INTERMEDIATE-ADVANCED****

Keiko Ashida

Saturday | 10:00 AM - 1:00 PM

12 Weeks: September 23 - December 09

Intermediate and advanced students will explore alternative methods. A variety of wheel throwing, hand building, and surfacing, and glazing techniques will be covered. The emphasis is on using skills to build vessel sculptures on and off the wheel. Personal creativity will be encouraged.

\$655.00

Beyond the Fundamentals of Pottery

****LEVEL: INTERMEDIATE-ADVANCED****

Clare Lewis

Friday | 9:30 AM - 12:30 PM

11 Weeks: September 22 - December 08

Have fun while refreshing your basic skills and learning more advanced throwing. Demonstrations and individual help are offered to bring out the best in your projects and ideas, whether functional or sculptural. A variety of decorating and forming techniques, as well as glazing, will be addressed. The focus is on discovering your personal style and moving up to the next level.

\$605.00





PRINTMAKING

Evening Experimental Printmaking & Mixed Media

****LEVEL: ALL LEVELS****

Martha Bloom

Monday | 6:30 PM - 9:30 PM

11 Weeks: September 18 - December 04

Discover a multitude of printmaking techniques, through experimentation with a focus on student's personal expression and aesthetic. Painting Collaging or drawing into finished prints will also be reviewed and practiced as desired. Careful individual attention and direction will be given in: Preparation of paper; inking of plates and textures; composition; self-expression; pallet; embossment; composition and approaches to using the press; textural work and much more!

\$570.00

Introduction to Intaglio Techniques

****LEVEL: BEGINNER****

Andrew Murdoch

Tuesday | 9:30 AM - 12:00 PM

5 Weeks: September 19 - October 17

Add more techniques to your printmaking toolbox! This course will explore traditional intaglio printmaking, covering the basics of drypoint, etching and aquatint. Through experimentation and hands-on exploration, participants will produce several images able to be printed in small editions.

\$250.00



Monotype Printmaking

****LEVELS: ALL LEVELS****

Natasha Karpinskaia

Thursday | 9:30 AM - 12:30 PM

11 Weeks: September 21 - December 07

Thursday | 1:00 PM - 4:00 PM

11 Weeks: September 21 - December 07

Participants will learn all the basic techniques for creating monotypes: multiple plates, chine colle', stencils and viscosity. It will focus on practicing, experimenting and letting the process lead you to new innovations. Discover endless possibilities as you print more. Emphasis is given to helping each student develop a personal knowledge of the process.

\$570.00

Aluminum Plate Lithography

****LEVEL: INTERMEDIATE-ADVANCED****


Andrew Murdoch

Tuesday | 9:30 AM - 12:00 PM

5 Weeks: October 31 - November 28

Aluminum lithographic plates are ball-grained to mimic the surface texture of a stone. Some advantages of the aluminum plate are the expedience of image processing, the lighter weight of the matrix, and the ability to print on either an etching press or a lithography press. Participants/Students will develop/produce several images able to be printed in small editions. A variety of drawing methods and materials will be covered.

\$250.00



METAL & SCULPTURE

The Art of Sculpture and Bronze Casting

****LEVEL: ALL LEVELS****

Justin Perlman

Monday | 10:00 AM - 1:00 PM

11 Weeks: September 18 - December 04

This course provides an exploration of the art, techniques and practices based on traditional methods of lost wax bronze casting. Students will prepare a wax object, create the mold, and cast sculptural pieces in bronze. After the pour, students will have the opportunity to finish their bronze sculpture. Students will leave with one small bronze sculpture.

\$795.00

Methods and Materials in Sculpture

****LEVEL: ALL LEVELS****

Justin Perlman

Monday | 1:30 PM - 4:30 PM

11 Weeks: September 18 - December 04

This class is an opportunity for novice and advanced student alike to explore new tools and materials in the world of three-dimensional art. Whether you are interested in classical art or modernist work, this class will help you develop a work of sculpture in whatever material you choose. Emphasis will be on the techniques and the usage of tools for the given medium. From stone carving to welded steel, from two-inch model to large-scale work, this class offers a wide range for the student's interests.

\$610.00




Figure Sculpture Revisited

****LEVEL: ALL LEVELS****

Julia Murphy

Tuesday | 10:00 AM - 1:00 PM

10 Weeks: September 19 - December 05

This course encourages students to create their own reality of a live model in clay. Guided by the fundamentals of building the human figure, students will learn a practical approach to anatomy, proportion and design. Students may choose their own approach to their projects, including bas-relief or 3-dimensional images of the full figure, head or fragment. The sculpture will be modeled in terra cotta clay, hollowed, air dried and fired. There will be an additional fee for firing pieces.

\$665.00

The Art of Metal

****LEVEL: ALL LEVELS****

Justin Perlman

Tuesday | 1:00 PM - 4:00 PM

12 Weeks: September 19 - December 05

Tuesday | 6:00 PM - 9:00 PM

12 Weeks: September 19 - December 05

This class is for anyone who has ever wanted to explore the exciting medium of metal sculpture. The class is designed to work with any student no matter the level of experience. The student will learn the fundamentals of working in metal, including plasma cutting, shaping, forging, MIG welding, and finishing. The student will have access to the shop, the tools, and guided instruction. Students often work on projects of their own design and are aided in planning, securing materials, and execution of their work. New students who have never worked in this medium will also have access to some basic materials to learn on. Though basic safety equipment is provided, students should wear cotton long sleeves, jeans or work pants, and boots. It is also recommended that students bring their own leather work gloves. All levels welcome

\$660.00

Drawing with Clay: Intro to Relief Sculpture

****LEVEL: ALL LEVELS****

Julia Murphy

Tuesday | 1:30 PM - 3:30 PM

10 Weeks: September 19 - December 05

In this class, students will learn the fascinating art of sculpting a bas relief in clay; no experience is necessary to begin working in this accessible and convenient sculptural style. The class will be particularly helpful for students with drawing and painting experience who would like to explore clay as a medium, as well as those who would like to continue working on their piece at home between classes. Using concepts such as foreground/background, perspective, and overlapping, students will learn sculpting and drawing techniques to model the illusion of depth and form in their own work of art. Students will work from their choice of a still life or their own photographic reference to create a flat clay plaque which will be dried and fired at the end of the class (additional firing fees apply.) This course will give students the foundational skills to confidently approach complex subjects such as the portrait or figure, and is an excellent complement to Figure Sculpture Reviewed.

\$370.00



Creating an Accurate Portrait in Clay

****LEVEL: ALL LEVELS****

Michael Keropian

Thursday | 9:30 AM - 12:30 PM

11 Weeks: September 21 - December 07

Mr. Keropian will provide instruction on creating an accurate portrait in clay. Starting with building a proper armature, taking measurements, establishing proportions and understanding the basic structure and anatomy of the head. He will also provide information about using photographs, understanding various sculptural styles of creating a likeness, and share some history of portraiture through the ages. Since most of the student's will be firing their finished work, an explanation and demonstration on how to properly hollow your portraits for the kiln will also be covered. Beginner to advances artists are welcome.

\$780.00

The Art of Stone Sculpture

****LEVEL: ALL LEVELS****

Andrew Davis

Thursday | 10:00 AM - 2:00 PM

11 Weeks: September 21 - December 07

Students will learn, through hands-on experience and demonstrations, this timeless art of sculpting stone and working with various types of stone. Experience hand and power tools while executing a stone piece. You will be taken through the entire process from stone selection to carving and polishing.

\$720.00



The Art of Stone Sculpture

****LEVEL: ALL LEVELS****

Andrew Davis

Thursday | 7:00 PM - 10:00 PM

11Weeks: September 21 - December 07

Students will learn, through hands-on experience and demonstrations, this timeless art of sculpting stone and working with various types of stone. Experience hand and power tools while executing a stone piece. You will be taken through the entire process from stone selection to carving and polishing.

\$570.00

All Levels: Metal Sculpture

****LEVEL: ALL LEVELS****

Justin Perlman

Saturday | 9:00 AM - 1:00 PM

11 Weeks: September 23 - December 09

All levels will learn the methods and techniques to create traditional, contemporary and functional three-dimensional pieces of art. There will be demonstrations of various pieces of equipment, including oxy-acetylene and electric arc welding. Among many other lessons, forging, will introduce students to the concept of annealing and hardening of metal. Students should wear work boots, long sleeved cotton clothing, and bring work gloves. Long hair must be tied back. Materials will be discussed at the first class.

\$770.00



JEWELRY & METALSMITHING

Basic Jewelry & Silversmithing

****LEVEL: BEGINNER****

Gail Bradshaw

Monday | 10:00 AM - 1:00 PM

11 Weeks: September 18 - December 04

This introductory class is perfect for anyone who wishes to explore the art of jewelry fabrication. Through demonstrations and hands-on experience, students will be taught basic metalsmithing and jewelry skills. The focus will be on learning these fundamentals – sawing, drilling, filing, riveting, soldering, basic bezel construction, and finishing. Sawing, one of the first tasks can be initially challenging - however, it is a critical element of metal fabrication. Projects are tailored to build proficiency with techniques and tools. The first is a cold connection, riveted design for acquiring basic competence with tools and processes, followed by bezel fabrication for a cabochon. No experience necessary. Students who already have some skills will be able to expand their craft with new and different projects.

\$555.00

Basic Jewelry & Silversmithing

****LEVEL: BEGINNER****


Maureen Henriques

Friday | 10:00 AM - 1:00 PM

10 Weeks: September 22 - December 01

This introductory class is perfect for anyone who wishes to explore the art of jewelry fabrication. Through demonstrations and hands-on experience, students will be taught basic metalsmithing and jewelry skills. The focus will be on learning these fundamentals – sawing, drilling, filing, riveting, soldering, basic bezel construction, and finishing. Sawing, one of the first tasks can be initially challenging - however, it is a critical element of metal fabrication. Projects are tailored to build proficiency with techniques and tools. The first is a cold connection, riveted design for acquiring basic competence with tools and processes, followed by bezel fabrication for a cabochon. No experience necessary. Students who already have some skills will be able to expand their craft with new and different projects.

\$510.00



Intermediate Jewelry & Silversmithing

****LEVEL: INTERMEDIATE-ADVANCED****

Gail Bradshaw

Monday | 6:30 PM - 9:30 PM

11 Weeks: September 18 - December 04

Wednesday | 1:30 PM – 4:30 PM

11 Weeks: September 20 - December 06

Wednesday | 10:00 AM – 1:00 PM

11 Weeks: September 20 - December 06

Requirements: 2 or more Basic Jewelry classes or equivalent and/or approval from the instructor. This intermediate jewelry class is designed to build on metalworking skills learned in the Basic Jewelry course, with the goal of refining proficiency and adding more advanced jewelry techniques and design abilities. Project choices are flexible focusing on student needs and enhancing the student's skill set. Requirements: 2 or more Basic Jewelry classes or equivalent and approval from instructor.

\$555.00

Enameling on the Edge: Intermediate Level

****LEVEL: INTERMEDIATE-ADVANCED****

Gail Bradshaw

Thursday | 10:00 AM - 1:00 PM

11 Weeks: September 21 - December 07

This intermediate technique-based course will continue the exploration of traditional enamel skills, such as cloisonné and champlevé. In addition, newer enameling procedures will be introduced. Classes are small so register early. Open to only experienced enamelists.

\$575.00

Complex Flower Pendant

****LEVEL: INTERMEDIATE-ADVANCED****

Maureen Henriques

Friday | 2:00 PM - 5:00 PM

10 Weeks: September 22 - December 01

In this class, students will learn a variety of jewelry fundamentals and techniques, including but not limited to, soldering, sand casting, creating realistic flowers from sterling sheet, bezel creation and stone setting. Each week we will accomplish one section of the pendant, with the last week devoted to assembly, patina, polishing and stone setting. (please note stones will vary in shape, size and color).

\$610.00



Sterling Silver Scrap Bracelet Challenge

****LEVEL: ALL LEVELS****


Maureen Henriques

Saturday | 10:00 AM - 1:00 PM

12 Weeks: September 23 - December 09

Are you ready for a challenge? Want to expand your knowledge and think outside of the jewelry box? Well then... this class is for you! Rev up your creativity, ingenuity, design and jewelry making skills, and push yourself to create a bracelet and clasp totally out of scrap sterling silver sheet, wire, tubing, and embellishments. There is wrong design, no wrong creation, only an emphasis on jewelry techniques and execution. Let yourself go and come along, have some fun, reuse and recycle some metal and create a masterpiece.

\$740.00



SPECIAL STUDIES

Sogetsu Ikebana: The Japanese Art of Flower Arrangement

****LEVEL: INTERMEDIATE-ADVANCED****

Shizue Pleasanton

Wednesday | 10:00 AM - 12:00 PM

11 Weeks: September 20 - December 06

Sogetsu Ikebana is much more than "Japanese flower arranging," it is a modern form of an ancient art of sculpture with living materials. Students will learn the traditional principles and aesthetic disciplines, combined with creative energies to capture, express and enhance natural beauty.

\$425.00

Introduction to Sogetsu Ikebana: The Japanese Art of Flower Arrangement

****LEVEL: BEGINNER****

Shizue Pleasanton

Saturday | 10:00 AM - 12:00 PM

6 Weeks: September 23 - October 28

Sogetsu Ikebana is much more than "Japanese flower arranging," it is a modern form of an ancient art of sculpture with living materials. Beginner students will be introduced to the traditional principles and aesthetic disciplines, combined with creative energies to capture, express and enhance natural beauty.

\$265.00



PHOTOGRAPHY & DIGITAL ARTS

The Fine Art of Black & White Photography and Darkroom

****LEVEL: ALL LEVELS****

Bruce Dunbar

Wednesday | 9:30 AM - 12:30 PM

11 Weeks: September 20 - December 06

This is an all-level course for those wishing to learn or refine their techniques and ideas. Emphasis is placed on the printing process and presentation of images. Demonstrations, critiques, and slide lecture

presentations will be given as a means to investigate creativity, as well as to gain insight into creating ideas and understanding concepts of black and white photographs.

\$605.00

The World of Animation

****LEVEL: ALL LEVELS****

Ryan Sluggett

Thursday | 6:00 PM - 9:00 PM

11 Weeks: September 21 - December 07

Explore the world of Animation from behind the curtain! In this energizing and wide-ranging class, students will create fully fleshed out animations. From concept to the final product, students will be guided through the process of storyboarding, character development, art direction, sound and editing. Week by week exposure to exciting international animations both old and new, step-by step demos of software including Blender, Adobe After Effects, and Animate, and engaging group collaborations will round out the class. All levels and backgrounds of students are welcome, from beginner to advanced. While most of the class will take place on computers, there will also be opportunities for students with fine art backgrounds to incorporate other media into their project. Instructor Ryan Sluggett has over fifteen years as a practicing artist working in a wide range of animation languages from stop-motion to traditional, to 3-D animation.

\$520.00

Experimental Darkroom Projects

****LEVEL: ALL LEVELS****


Bruce Dunbar

Thursday | 9:30 AM - 12:30 PM

11 Weeks: September 21 - December 07

In this analog film photography class, the emphasis will be on experimental processes in the darkroom. Techniques and processes introduced include plant-based developers, Multiple Exposure, Advanced Photograms, Sabattier Effect, Bleach out, Bas Relief and more. Demonstrations on the techniques and artist's examples will be shared. No previous darkroom experience needed, come ready to play and experiment in the darkroom.

\$605.00



MIXED MEDIA & COLLAGE

Evening Experimental Printmaking & Mixed Media

****LEVEL: ALL LEVELS****

Martha Bloom

Monday | 6:30 PM - 9:30 PM

11 Weeks: September 18 - December 04

Discover a multitude of printmaking techniques, through experimentation with a focus on student's personal expression and aesthetic. Painting Collaging or drawing into finished prints will also be reviewed and practiced as desired. Careful individual attention and direction will be given in: Preparation of paper; inking of plates and textures; composition; self-expression; pallet; embossment; composition and approaches to using the press; textural work and much more!

\$570.00

Painting with Encaustics

****LEVEL: ALL LEVELS****

Nash Hyon

Wednesday | 1:00 PM - 4:00 PM

8 Weeks: September 20 - November 08

Explore the medium that works with a mixture of beeswax and pigment, giving your paintings a beautiful surface and depth. Learn the techniques, methods and history of the medium. A demonstration will start each class, followed by time to experiment or create your own painting, with individual instruction. No painting experience necessary. The school will supply major equipment. Other supplies can be purchased locally or online. This is a small class that gives students individual attention.

\$435.00

WOW! The Many Facets of Pen, Ink & Watercolor

****LEVEL: ALL LEVELS****

Nancy McTague-Stock

Wednesday | 1:15 PM - 2:45 PM

11 Weeks: September 20 - December 06

This course introduces you to the many possibilities inherent in using pen and ink along with watercolor! The focus will be on teaching you not only the basic techniques of each medium, but also to assist each student in creating work that is truly their own voice, not the voice of the instructor or anyone else! From landscape to floral to portraiture to abstraction, to illustrated writing/journaling, all genres of interest are welcome. My passion lies in bringing out the artist in YOU! Artists, dabblers, writers are all welcome to explore the virtues of pen and ink and watercolor, both separately and together, all while learning, sharing and having FUN!!! No experience required...just your energy and interest!

\$370.00



Expanded Collage

****LEVEL: ALL LEVELS****

Caroly Van Duyn

Friday | 2:00 PM - 5:00 PM

11 Weeks: September 22 - December 08

This class offers a hands-on collage experience creating artworks from multiple materials with divergent textures, including paper, paint and mixed media; incorporating drawing and watercolor fragments to add to our compositions. As we develop our collages, we will be surveying and discussing collage as an important art historical medium. This overview provides an exciting and inspirational view into important masterworks creating new possibilities for artists to engage and experiment in with their own works in progress. Demonstrations of collage techniques will be on going each week.

\$580.00

Mixing it Up: Mixed Media Drawing

****LEVEL: ALL LEVELS****

Nomi Silverman

Thursday | 1:00 PM - 4:00 PM

5 Weeks: October 26 - November 30

This is an exciting opportunity to develop and expand your drawing skills. Drawing fundamentals will be covered while experimenting with various mediums such as pen ink, pastel, conte crayon, silver point and watercolors.

\$270.00

Oil & Cold Wax: Cultivating your Artistic Series

****LEVEL: ALL LEVELS****

Frances Eber

Thursday | 10:00 AM - 1:00 PM

5 Weeks: November 02 - December 07

Expand your creative horizons as we delve into the captivating world of oil and cold wax medium, focusing on the development of your own unique artistic voice. Through practical exercises and insightful discussions, you will explore the principles of composition, value, and contrast to create a well-developed series that truly reflects your creative vision. In this immersive course, we will draw inspiration from established artists known for their exceptional series work while empowering you to discover your own artistic identity. Through in-class demonstrations, individual feedback sessions, and group discussions, you will gain the technical skills and confidence to express your unique voice through oil and cold wax. Whether you're an experienced artist seeking to elevate your art or a passionate beginner ready to explore new possibilities, this course will ignite your creative spark and guide you toward creating a captivating series in oil and cold wax medium. Join us on this transformative artistic journey and unlock the potential within you.

\$410.00

ADULT WORKSHOPS



PAINTING & DRAWING

Beginner Watercolor Workshop

Wendy MacCordy

Monday - Wednesday | 10:00 AM - 1:00 PM

3 Days: September 11 - September 13

Experience the fun of watercolor painting. This workshop is designed for students who are beginners in watercolors and would like to learn the fundamentals of the medium. We will explore watercolor materials, techniques, and color mixing in a relaxed atmosphere. There will be demonstrations every day and lots of individual attention. Bring your own photographs for painting inspiration.

\$280.00



Beginner Watercolor Workshop

Wendy MacCordy

Saturday, Sunday | 10:00 AM - 1:00 PM

2 Days: September 30 - October 01

Experience the fun of watercolor painting. This workshop is designed for students who are beginners in watercolors and would like to learn the fundamentals of the medium. We will explore watercolor materials, techniques, and color mixing in a relaxed atmosphere. There will be demonstrations every day and lots of individual attention. Bring your own photographs for painting inspiration.

\$190.00

One Night Stand: Fluid Acrylic Pours

Nash Hyon

Friday | 7:00 PM - 9:00 PM

1 Day: September 22

Friday | 7:00 PM - 9:00 PM

1 Day: November 17

Friday | 7:00 PM - 9:00 PM

1 Day: October 20

Come learn the techniques, tips and tricks of acrylic pours in this fun, interactive workshop. Learn various techniques to create abstract paintings without any painting experience. Each person will do two different pours on canvas that create multi-colored abstract designs.

\$60.00

The Figure in Gouache or Watercolor

Justin Wiest

Saturday, Sunday | 10:00 AM - 2:00 PM

2 Days: September 23 - September 24

Gouache has the opaque qualities of oil paint and the flexibility of watercolor. Various poses and lighting situations will give students opportunities to investigate different painting topics. During the model's breaks there will be discussions of materials and techniques. If you have a quality watercolor kit you only need augment it with Chinese white to achieve beautiful pearlescent effects. Other white bases will be covered. Gouache is the perfect medium to do studies in and the more rendered examples can be truly stunning. The workshop is open to all levels.

\$290.00



Loosen Up!

Souby Boski

Saturday | 11:00 AM - 3:00 PM

1 Day: September 23

Students will learn how to loosen up and apply their paint in a more gestural, painterly manner. Techniques and observations on what it will take to "loosen-up" your paintings. Nearly all of these tips have a common denominator - simplification. The more you simplify what you do, the more it frees your mind to concentrate on staying loose. Students will practice using bigger brushes, more paint and working faster. We will take color to new unexpected places, departing from realism.

\$135.00

Oil & Cold Wax: Basics

Frances Eber

Saturday, Sunday | 10:00 AM - 1:00 PM

2 Days: September 30 - October 01

This two-day workshop offers a comprehensive introduction to oil and cold wax painting techniques for beginners. Day 1 focuses on essential tools, supplies, and workspace setup, guiding participants through the process of applying oil and cold wax mixtures, creating layers, and exploring mark-making techniques. Day 2 delves into mark-making and various ways to apply paint, squeegees, rollers, and wax-paper transfers. By the end, you will have a solid foundation in oil and cold wax painting, ready to pursue further exploration in this captivating medium.

\$190.00



One Night Stand: Painting the Masters

Nash Hyon

Friday | 7:00 PM - 9:00 PM

1 Day: October 06

Learn to work with acrylic paints by painting your own version of a famous artist's painting. Art students have been doing this for generations and we will show you how to transfer the image along with basic acrylic painting techniques. You don't need to know how to draw! In the past we have done paintings by Van Gogh and Cezanne and Georgia O'Keefe. Have fun and create your own masterpiece! Materials are included.

\$60.00

Oil & Cold Wax: Intermediate

Frances Eber

Saturday, Sunday | 10:00 AM - 1:00 PM

2 Days: October 07 - October 08

This workshop is specifically designed for individuals who already have a basic understanding of mixing oil and cold wax medium but wish to enhance their skills further. Over the course of two days, participants will have the opportunity to work on various surfaces and explore new techniques. The class will cover a range of topics, including paint application, texture creation, reductive techniques using scraping and solvent washes, color and composition enhancement, as well as the use of transparent glazes and washes. Additionally, participants will learn about techniques such as collage, stenciling, unifying colors with transparent overlays, excavating dried paint, applying with squeegees and rollers, and scratching with different tools. This class promises to provide an immersive experience for artists looking to expand their repertoire and take their oil and cold wax skills to the next level.

\$190.00

Painting a Landscape from a Photo - Without Copying the Photo

Joseph Fama

Saturday | 10:00 AM - 2:00 PM

1 Day: October 07

*Prerequisite: Basic knowledge and experience in painting or drawing (101 Drawing or 101 Painting). The class will teach the student how to capture the spirit of a landscape scene. The student will take their own photos and paint from them. From their photos, the student will produce a value sketch to learn how to SEE the values. The value sketch will be the guide for the painting. They will also learn how to set up a palette for landscape painting. Students will learn to see and express color, values and the illusion of depth. Classes will include a lecture, demonstration, as well as individual instruction.

\$130.00

Natural Ink

Anna Novakov

Saturday | 10:00 AM - 3:00 PM

1 Day: October 14

This one-day workshop will introduce you to the fascinating field of natural ink production. You will learn how to make your own colored inks from organic materials such as berries, avocado pits and moss. You will also learn how this process can be modified to produce natural fabric dyes.

\$140.00



Learn to Paint in Oil

C.J. Guerin

Sunday | 10:00 AM - 4:00 PM

1 Day: October 15

This is an opportunity to try oil painting before investing in the materials. Students will learn about the unique and subtle qualities of painting in oil. We will cover materials, setting up a palette, mediums, color mixing and various oil painting techniques. This workshop will be aimed at creating a small landscape and still-life.

\$175.00

Acrylic Painting Projects: Beginners

Joseph Fama

Saturday | 10:00 AM - 2:00 PM

1 Day: October 21

Learn the painting process with simple step-by-step exercises. Learn the basics with black white paintings of a still life and landscape. Study the three primary colors and move on to full color painting in landscapes. Special attention devoted to "Power of Observation" and "Select Focus" and how to use these principles in landscape painting. Students will receive individual critiques and class demonstrations. Also, how to create a strong compositional design. Please bring a drawing or painting as a sample of your skill level.

\$130.00

Oil & Cold Wax: Advanced

Frances Eber

Saturday, Sunday | 10:00 AM - 1:00 PM

2 Days: October 21 - October 22

This advanced two-day workshop is tailored for artists who have a solid foundation in oil and cold wax techniques. It is designed specifically for those who are comfortable with preparing the substrate, have experience with various techniques, and are eager to master the intricacies of the oil and cold wax process. The workshop will delve into challenging techniques such as the oiler-boiler and gamsol mist, combining and building upon the knowledge gained from Basics and Intermediate workshops. Artists will have the opportunity to work on a gessoed wood cradle board, completing a painting from start to finish.

\$190.00



Introduction to Encaustic Painting (Hot Wax)

Nash Hyon

Sunday | 10:00 AM - 3:00 PM

1 Day: October 22

Love how encaustic paintings look? Want to know more about it and try it out without a large investment of time or materials? In this workshop you will learn all the basics including, tools, techniques, and safety. After demonstrations, you will have time to work hands-on with this unique and historic medium that is gaining popularity among all types of artists. The school will supply all of the equipment. Please see our website for additional materials you should bring.

\$155.00



Painting Creatively from Photographs

Souby Boski

Sunday | 11:00 AM - 3:00 PM

1 Day: October 22

Most artists use source photos in some capacity when they work, whether to jog their memory of a particular place and time or to record specific visual details to incorporate in later pieces. In this workshop students will learn to paint in a creative, personal, and expressive way using reference photographs - freeing them from copying. Learn to dismiss the sense of obligation to show exactly what is depicted in the photo and feel free and inspired to manipulate the composition, assuring vitality and making the painting your personal creation. Bring several canvases and reference photos. A suggested materials list will be provided upon registration

\$135.00

Color Alchemy Weekend Workshop

Jill Nichols

Saturday, Sunday | 10:00 AM - 4:00 PM

2 Days: November 11 - November 12

Students will apply the color knowledge and techniques that they acquired in Color Alchemy to a finished painting(s). Students will become adept at creating dynamic paintings while applying their greater understanding of color. This class will focus on color interactions, placement in composition, the effects of light, value, temperature, saturation, intensity, color palettes, nuances of color mixing, as well as valuable paint application techniques. All students are encouraged to learn and explore at their own pace. Note that students can work in the medium of their choice including oil, acrylic, casein, gouache, or watercolor. Please be sure to have the basic palette and any colors that you would like to master. See the detailed materials list. All painting students are encouraged to attend this class, from beginner to advanced. The prerequisite of Color Alchemy is strongly suggested but not required.

\$340.00



Color Alchemy Applied Weekend Workshop

Jill Nichols

Saturday, Sunday | 10:00 AM - 4:00 PM

2 Days: November 18 - November 19

Students will apply the color knowledge and techniques that they acquired in Color Alchemy to a finished painting(s). Students will become adept at creating dynamic paintings while applying their greater understanding of color. This class will focus on color interactions, placement in composition, the effects of light, value, temperature, saturation, intensity, color palettes, nuances of color mixing, as well as valuable paint application techniques. All students are encouraged to learn and explore at their own pace. Note that students can work in the medium of their choice including oil, acrylic, casein, gouache, or watercolor. Please be sure to have the basic palette and any colors that you would like to master. See the detailed materials list. All painting students are encouraged to attend this class, from beginner to advanced. The prerequisite of Color Alchemy is strongly suggested but not required.

\$340.00

It's a Fixer Upper


Jill Nichols

Saturday, Sunday | 10:00 AM - 4:00 PM

1 Day: December 02

Every painter has at least one... that painting that just isn't quite right. It may be salvageable...or not. Before you spend hours on the canvas trying to fix it, only to pitch it, bring your painting(s) to this one-day workshop. Jill will provide guidance while you discover secret ways to enhance and save your painting.

\$175.00



Portrait Painting Intensive

Justin Wiest

Saturday, Sunday | 10:00 AM - 2:00 PM

2 Days: November 04 - November 05

This workshop covers light, under painting, and the "effect" on day one. The second day concentrates on glazes and resolution. Direct and indirect recipes for flesh tones will also be covered. Students will learn how depth can be achieved by contrasting transparency with opacity. Abbreviated demonstrations will be given before each stage of the process. Various levels and media are welcome.

\$290.00



One Night Stand: Fluid Acrylic Pours II

Nash Hyon

Friday | 7:00 PM - 9:00 PM

1 Day: December 01

Students should have experience with Acrylic Pours, Prior attendance in Fluid Acrylic Pours I is highly suggested. Loved doing fluid acrylic pours? Acrylic Pours II will go beyond the "dirty" pour technique to two new ways to create unique, multi-colored abstract designs on canvas.

\$60.00



Telling a Story Using the Figure

Lenny Moskowitz

Sunday | 10:30 AM - 2:30 PM

1 Day: December 03

In this workshop you will be working to loosening up and working playfully and abstractly with the figure. We will be using approaches including painting, collage, color mixing, value studies, and finding the big shapes (composition). In the first part of the workshop, we will have a live model and we will be making studies. Then we will just be working from our studies to abstract and create a more finished image.

\$145.00





CERAMICS

Wheel Throwing for Beginners

Wendy Hower

Saturday | 10:00 AM - 4:00 PM

1 Day: September 16

Ever wanted to spend a day learning the basics of the pottery wheel? If so, this class is for you. Come spend the day with fellow beginners as they learn to create on the wheel. We will make plates, bowls and cylinders. All pieces will be bisque fired in the studio kiln and glaze fired as well. Clay and firing costs are included in the cost of the workshop.

\$195.00

One Night Stand: On the Potter's Wheel

Jon Puzzuoli

Friday | 7:00 PM - 9:00 PM

1 Day: September 22

Friday | 7:00 PM - 9:00 PM

1 Day: October 06

Friday | 7:00 PM - 9:00 PM

1 Day: October 20

Friday | 7:00 PM - 9:00 PM

1 Day: November 03

Friday | 7:00 PM - 9:00 PM

1 Day: November 17

Join us for a fun evening out with friends or family! The evening will start with a wheel throwing demonstration followed by an opportunity for you to learn how to throw on the potter's wheel. You'll create your very own bowl(s) which we will glaze and fire for you to pick up at a later date. We promise you'll have a blast and it will be a different experience for you. Bring a friend, family member or a date, and enjoy the evening. The pieces will take four to six weeks to fire, and the school office will notify you when pieces are ready to be picked up.

\$60.00

Raku Workshop


Jon Puzzuoli

Sunday | 10:00 AM - 5:00 PM

1 Day: October 01

Students bring their bisque pieces and spend the day glazing and firing in the raku kiln. We will do a combination of firings: traditional raku, and fuming techniques using horsehair and feathers. Students should use white stoneware clay, which may be purchased in advance. Pieces can be bisque fired in Silvermine's kiln two weeks prior to the date of the workshop. We will accommodate as many firings as the day allows. Expect to get at least 5 medium size (approximately 8 x 8 x 8 inches would be considered medium size) pieces fired. Pieces should be based on cylindrical forms, not flat, or over 10 lbs.

\$245.00



Texture Tiles

Wendy Hower

Sunday | 9:00 AM - 1:00 PM

1 Day: October 22

Come spend the day learning different ways to create textures on your work. We will be using porcelain tiles for the workshop to provide the best contrast in texture for the different techniques we will be exploring. Carving, rolling, sculpting and shellac are only a few of the many ways you can enhance your pieces. Workshop includes all materials needed, students will be able to use underglazes to decorate their work and have their pieces bisque fired in the studio kiln.

\$155.00



Underglaze Decorating for Potter's

Don Reynolds

Sunday | 11:00 AM - 4:00 PM

1 Day: November 12

This Workshop will focus on the techniques of layering colors of underglaze and wax to create crisp, colorful patterns on ceramic objects; I will share the tools, and processes I use to decorate with commercial underglazes. Discussions will include, what is underglaze, and how is it different from slip, deciding when in the making process to decorate, mapping out a pattern, dividing the space on your forms into areas for patterning (or not), finding tools in the most unlikely places, choosing the right brushes for the job, and creating the illusion of precision while arranging repetitive marks into compelling patterns. Participants will also be shown how I clean up my bisque fired pieces to get them ready for glazing, and what I do to finish my completed pieces to get them ready for the marketplace. Students will try out some of the techniques presented on bone dry stoneware tiles that will be provided. While time will be given for participants to get some hands-on knowledge, works may not be entirely finished at the end of the workshop. Come with fun on your mind, and fun will be had!

\$195.00



Ceramic Basket Weaving

Wendy Hower

2 Days:

Sunday, November 19 | 10:00 AM - 2:00 PM

Sunday, December 10 | 10:00 AM – 1:00 PM

Ever wondered how ceramic woven baskets are created? This fun all hands-on workshop will have you weaving clay in no time. Come spend the day with me as we weave our ceramic baskets, plates and more. Workshop includes all materials needed. Students will be able to have their work glazed and fired by the instructor in the studio kilns. Participants will be notified when completed pieces are ready for pick-up.

\$390.00



PRINTMAKING

One Night Stand: Gel Plate Printing

Nash Hyon

Friday | 7:00 PM - 9:00 PM

1 Day: September 29

Friday | 7:00 PM - 9:00 PM

1 Day: October 27

No experience needed! In this new, fun two hour workshop we will experience the magic of printing in multiple colors, design, textures and transfers using the gel plate. With water based paints multiple layers will be created by printing the same paper over and over. When these dry, the prints may be used for collage, cards, gift wrap or framed as finished artwork. You will be amazed at what you can make during the two hours of this workshop.

\$60.00

Introduction to Relief Printing: Woodcuts


Andrew Murdoch

Saturday, Sunday | 9:30 AM - 12:00 PM

2 Days: November 04 - November 05

Woodblock printing has been practiced, in one form or another, since 220 A.D. The process involves the removal of material (in this case, wood) allowing the raised areas to be inked and printed. During this workshop, students will develop images to be transferred to a wood block. This course will cover the use of basic carving tools and techniques to create an image that students will be able to print in small editions.

\$145.00



One Night Stand: Gel Plate Printing II

Nash Hyon

Friday | 7:00 PM - 9:00 PM

1 Day: November 10

Students must have taken Gel Plate I to sign up. For those of you who have taken Gel Plate Printing I and loved the process we will expand on the printing techniques that can be used with this fun, creative way of printing. Besides acrylic paints we will be using pan pastels and be working with different types of papers.

\$60.00

Collage with Gel Plate Printing

Nash Hyon

Saturday | 10:00 AM - 3:00 PM

1 Day: December 02

In this one day workshop we will begin the day by creating gel plate prints on a variety of papers. During the afternoon we will use these prints along with a variety of other papers, paints and stencils to create a finished collage. The instructor will provide supplies for this class, students are recommended to provide collage, and art materials that they may have available.

\$145.00



Holiday Cards with Gel Plate Printing

Nash Hyon

Sunday | 1:00 PM - 4:00 PM

1 Day: December 03

Have fun learning to print with a gel plate and then turning your prints into holiday themed cards. We will use water based products, stencils, leaves and more. Your prints will be glued onto card stock and can be further enhanced. No experience needed-have fun, everyone loves handmade cards.

\$100.00



METAL & SCULPTURE

A Day to Weld!

Justin Perlman

Sunday | 10:00 AM - 3:30 PM

1 Day: September 17

This workshop is for beginning students. If you have ever wondered what it would be like to weld or create something out of metal, this is the workshop for you. This is a hands-on workshop. Through demonstrations of equipment and safety rules you will create a piece of art. Students should wear cotton clothing with long-sleeves and long pants, work boots and no open toed shoes. Long hair must be tied back. Bring work gloves. All materials are provided.

\$205.00



WOODWORKING

Wood Turning with Plywood

David Heim

Saturday | 10:00 AM - 4:00 PM

1 Day: September 30

Saturday | 10:00 AM - 4:00 PM

1 Day: December 02

Saturday | 10:00 AM - 4:00 PM

1 Day: November 04

This class will introduce students to a venerable technique—creating bowls and vases from glued-up blanks of plywood. Rude Osolnik, one of the more influential turners from the twentieth century, popularized this technique. The layers of plywood produce striking effects in turned pieces. In this one-day course, students will make a weed pot and a small bowl, using blanks made from Baltic Birch plywood.

\$205.00

Turning the Table

David Heim

Monday - Wednesday | 12:00 PM - 4:00 PM

3 Days: October 16 - October 18

Monday - Wednesday | 12:00 PM - 4:00 PM

3 Days: December 04 - December 06

This is a three-day class in which students will make a Shaker-inspired occasional table with turned legs in cherry. On day one, students will mill the leg blanks and stretchers to length, width, and thickness; they will cut mortises in the legs and tenons on the stretchers. On day two, they will turn the legs (learning how to turn identical pieces and how to produce a uniform taper); they will also glue up pieces to form the top. On day three, they will cut the top to size, assemble the table, and apply a quick-drying shellac finish.

\$350.00

Furniture Making Intensive: Build a Cabinet on a Stand

David Heim

Monday - Thursday | 12:00 PM - 5:00 PM

4 Days: November 06 - November 09

James Krenov, one of the world's finest woodworkers, was renowned for his graceful cabinets on stands. Now you can make your own version of a Krenov cabinet and learn some valuable shop skills along the way. You'll use the table saw to cut parts to size and add a graceful taper to the legs; you'll maneuver a router to cut most of the joinery for the cabinet and door. For a finish, you'll wipe on a quick version of French polish.

\$435.00



JEWELRY & METALSMITHING

Sterling Silver Bezel Set Ring

Saturday | 10:00 AM - 4:00 PM

1 Day: September 16

Perfect for beginners! This bezel setting class will get you on your way to creating a variety of jewelry designs. Students will learn how to create and solder bezels, measure and calculate their ring size, fashion and solder a ring shank, basic use of jeweler tools, and techniques, and of course... setting the stone!

\$310.00



Fused Fine Silver Bracelet

Maureen Henriques

Sunday | 10:00 AM - 4:00 PM

1 Day: September 24

Sunday | 10:00 AM - 4:00 PM

1 Day: October 22

Students will learn the simple technique of fusing fine silver, which does not require solder, flux or pickling! We will coil, cut and saw our own rings, fuse them with an ordinary table top torch, texture and join the rings to create a linked bracelet...ready to wear! Techniques for forming a simple hand made clasp and earring wires will be discussed as well.

\$225.00

Sterling Silver Ride the Wave Bangle Bracelet

Maureen Henriques

Sunday | 10:00 AM - 4:00 PM

1 Day: October 01

Sunday | 10:00 AM - 4:00 PM

1 Day: November 19

Ride the wave! Create a piece that is fun and as totally unique as you are! Students will learn how to measure and calculate their bracelet size, the use of specific hammers, bracelet mandrels, cupola punches, achieving patina colors, and how to embellish their bracelet by pinning.

\$235.00

Sterling Silver Bangle Bracelets

Maureen Henriques

Sunday | 10:00 AM - 4:00 PM

1 Day: October 08

Sunday | 10:00 AM - 4:00 PM

1 Day: November 12

Whether one or a whole armful, sterling silver bangles are a must on your wrist classic! They look great in different widths, with different textures, decorated or plain. In this class students will learn how to measure and calculate their bangle size, the use of mandrels, dies, sizers, miter jig, and the basics of a jeweler's saw, sanding, filing, soldering, and embellishments. We will make 5 bangles from a variety of plain and patterned wire. The instructor will supply all materials.

\$240.00

Sterling Silver Post Earrings

Maureen Henriques

Sunday | 10:00 AM - 4:00 PM

1 Day: October 15

Sunday | 10:00 AM - 4:00 PM

1 Day: December 03



Simple and fun, you can't go wrong with a little post or stud earring... We will create three different styles of stud earrings, including a small bezel set stone, a charm dangle, and a simple fun paw print... I encourage soldering experience for this class, but it's not absolutely necessary.

\$210.00

Essential Sawing

Gail Bradshaw

Sunday | 10:00 AM - 4:00 PM

1 Day: October 29

Learning to use a jeweler's saw is an essential part of jewelry fabrication. It enables you to cut very intricate patterns, smoother curves, holes, or other shapes in a piece of metal sheet. However, sawing can be one of the most difficult and aggravating tasks for beginners. In this one-day workshop we will explore proper sawing techniques while making an intricate-patterned pendant.

\$160.00

Sterling Silver Reversible Pendant

Maureen Henriques

2 Days:

Saturday, November 4 | 2:00 PM – 6:00 PM

Sunday, November 5 | 10:00 AM – 4:00 PM

Ever notice how the back of a stone is just as or more beautiful than the front? Want to refine your sawing and soldering skills? In this class we will celebrate and show off both! A variety of stones will be offered with a designs that will enhance your stone's shine, flash, and beauty. All you have to do is bring them to life! Sawing and Soldering experience is a MUST for this class.

\$560.00





SPECIAL STUDIES

Design Your Own Fabric

Anna Novakov

Saturday | 10:00 AM - 3:00 PM

1 Day: October 28

Have you ever wanted to create your own fabric designs? This introductory one-day workshop will guide you through the process of designing textile patterns using manual and digital processes. Students can work in a variety of mediums including, collage, drawing with markers, watercolor, stamps, yarn, tape and other manual processes to create an initial design. The instructor will then guide you through the process of creating basic repeated patterns, using Adobe Photoshop with which you can produce designs for pillow covers, curtains, scarves or many other applications. At the end of the workshop you will have your pattern manufactured and shipped directly to you. All supplies (except for manufacturing costs) are covered in the tuition. The cost of manufacturing varies from \$20-\$100 depending on whether you would like to create a yard of cotton fabric or produce a ready-to-wear silk scarf.

\$140.00



PHOTOGRAPHY & DIGITAL ARTS

Basics of Your Digital Camera

Bruce Dunbar

Saturday | 10:00 AM - 2:00 PM

1 Day: September 23

Become familiar and comfortable with your digital camera. We will go over all the basic controls of the digital camera. Students will also learn photography terms and learn the icons that appear on the camera's LCD screen. Students will learn by seeing some examples and by doing some shooting in class to have a visual record of some of the digital camera controls.

\$135.00



MIXED MEDIA & COLLAGE

Oil & Cold Wax: Basics

Frances Eber

Saturday, Sunday | 10:00 AM - 1:00 PM

2 Days: September 30 - October 01

This two-day workshop offers a comprehensive introduction to oil and cold wax painting techniques for beginners. Day 1 focuses on essential tools, supplies, and workspace setup, guiding participants through the process of applying oil and cold wax mixtures, creating layers, and exploring mark-making techniques. Day 2 delves into mark-making and various ways to apply paint, squeegees, rollers, and wax-paper transfers. By the end, you will have a solid foundation in oil and cold wax painting, ready to pursue further exploration in this captivating medium.

\$190.00

Oil & Cold Wax: Intermediate


Frances Eber

Saturday, Sunday | 10:00 AM - 1:00 PM

2 Days: October 07 - October 08

This workshop is specifically designed for individuals who already have a basic understanding of mixing oil and cold wax medium but wish to enhance their skills further. Over the course of two days, participants will have the opportunity to work on various surfaces and explore new techniques. The class will cover a range of topics, including paint application, texture creation, reductive techniques using scraping and solvent washes, color and composition enhancement, as well as the use of transparent glazes and washes. Additionally, participants will learn about techniques such as collage, stenciling, unifying colors with transparent overlays, excavating dried paint, applying with squeegees and rollers, and scratching with different tools. This class promises to provide an immersive experience for artists looking to expand their repertoire and take their oil and cold wax skills to the next level.

\$190.00



Oil & Cold Wax: Advanced

Frances Eber

Saturday, Sunday | 10:00 AM - 1:00 PM

2 Days: October 21 - October 22

This advanced two-day workshop is tailored for artists who have a solid foundation in oil and cold wax techniques. It is designed specifically for those who are comfortable with preparing the substrate, have experience with various techniques, and are eager to master the intricacies of the oil and cold wax process. The workshop will delve into challenging techniques such as the oiler-boiler and gamsol mist, combining and building upon the knowledge gained from Basics and Intermediate workshops. Artists will have the opportunity to work on a gessoed wood cradle board, completing a painting from start to finish.

\$190.00

Introduction to Encaustic Painting (Hot Wax)

Nash Hyon

Sunday | 10:00 AM - 3:00 PM

1 Day: October 22

Love how encaustic paintings look? Want to know more about it and try it out without a large investment of time or materials? In this workshop you will learn all the basics including, tools, techniques, and safety. After demonstrations, you will have time to work hands-on with this unique and historic medium that is gaining popularity among all types of artists. The school will supply all of the equipment. Please see our website for additional materials you should bring.

\$155.00

One Night Stand: Rip, Paste & Create a Collage

Nash Hyon

Friday | 7:00 PM - 9:00 PM

1 Day: November 03

A stress free, fun introduction to creating a collage with a mix of light weight papers, fabrics, photo copies and more. We will work on canvas boards with water based products. No experience needed. The history of collage as well as contemporary artists using this technique will also be discussed.

\$60.00

YOUTH COURSES



PAINTING & DRAWING

Mixed Media Art (Ages: 6-9)

Martha Bloom

Monday | 4:00 PM - 6:00 PM

10 Weeks: September 18 - December 04

Friday | 4:00 PM - 6:00 PM

10 Weeks: September 22 - December 08

Mixed Media is a good way to keep one's hand in all the fine art mediums like drawing painting printing collage assemblage and with their combinations. During the session there will be drawing from the model, still life and imaginative work. Painting both abstract and realistic collage using collected imagery, assemblage using 3D objects some sculpture with found objects and clay. A combination of mediums will be practiced as Mixed Media can incorporate personal expression. There will be an emphasis of working in one own style favored pallet and with interests and issues unique to each student -incorporated into their work Careful individual instruction and suggestions will be offered with some class discussion about art making artists techniques.

\$455.00

Creating Comics (Ages: 10-13)

Timothy Cronin

Tuesday | 4:00 PM - 6:00 PM

12 Weeks: September 19 - December 05

Comics is the art of words and pictures together to tell a story. In this course. Students will work to strengthen their personal drawing styles as well as learning comics fundamentals including storytelling, pacing, layout, composition, penciling and inking techniques. The goal of the class is to have the students create their own mini- comic.

\$530.00



Exploring Drawing, Painting and More! (Ages: 7-9)

Karen Siegel

Tuesday | 4:30 PM - 6:30 PM

12 Weeks: September 19 - December 05

In this course students will explore the elements of art (color, form, line, shape, space, texture, and value) through various artistic media. Subject matter will include still-life, landscape, abstraction and more. A different art technique will be introduced each week giving the young artist a chance to have fun exploring a variety of materials.

\$530.00

Youth Figure Drawing & Composition (Ages: 14-17)

Justin Wiest

Tuesday | 4:30 PM - 6:30 PM

10 Weeks: September 19 - November 21

Students will be working from a live, nude model in this course. By creatively incorporating figures into environments students can tell stories. The figure is a powerful metaphor for various aspects of the human condition. Everyday cafe scenes to allegorical topics will be covered. The instructor will show how tools like collage and Procreate can be valuable in the image making process. The class will look at many examples of how artists synthetically compose figure paintings.

\$575.00

Exploring Drawing, Painting and More! (Ages: 10-13)

Karen Siegel

Wednesday | 4:30 PM - 6:30 PM

11 Weeks: September 20 - December 06

In this course students will explore the elements of art (color, form, line, shape, space, texture, and value) through various artistic media. Subject matter will include still-life, landscape, abstraction and more. A different art technique will be introduced each week giving the young artist a chance to have fun exploring a variety of materials.

\$500.00



Youth Art Studio (Ages: 13-17)

C.J Guerin

Thursday | 4:30 PM - 6:30 PM

10 Weeks: September 21 - November 30

Students will explore drawing, oil painting, printmaking and 3D work. We will learn the basics of each genre with an opportunity to learn about perspective, color mixing, composition etc. Students will be encouraged in finding their own personal voice with teacher support and guidance. This is a springboard class.

\$455.00

Mixed Media Drawing (Ages: 14-17)

Nomi Silverman

Saturday | 9:30 AM - 12:30 PM

8 Weeks: September 23 - December 02

Discover diverse approaches to drawing that go beyond pencil and paper. Students will learn the basics of drawing and then mix wet and dry mediums like ink, watercolor, and graphite powder to achieve multi-layered creations. Working from still life set ups, landscape and both a costumed figure model and ourselves as a subject, we will use structured exercises to get to know new materials and understand their limits. Learn observational drawing techniques and then develop projects from imagination!

\$480.00



Youth Art Studio: Sketching & Painting (Ages: 9-13)

Wendy MacCordy

Tuesday | 4:30 PM - 6:30 PM

10 Weeks: September 26 - December 05

Students of all levels of experience who want to explore the magic of drawing and painting are invited to join this fun class. Through group and one-on-one instruction, students will be introduced to the fundamentals of color, line, and texture and shape techniques while exploring different styles of modern artists. Projects include drawing and painting from still life, landscape, portraiture and students' own creations.

\$455.00





MIXED MEDIA & COLLAGE

Mixed Media Art (Ages: 6-9)

Martha Bloom

Monday | 4:00 PM - 6:00 PM

10 Weeks: September 18 - December 04

Friday | 4:00 PM - 6:00 PM

10 Weeks: September 22 - December 08

Mixed Media is a good way to keep one's hand in all the fine art mediums like drawing painting printing collage assemblage and with their combinations. During the session there will be drawing from the model, still life and imaginative work. Painting both abstract and realistic collage using collected imagery, assemblage using 3D objects some sculpture with found objects and clay. A combination of mediums will be practiced as Mixed Media can incorporate personal expression. There will be an emphasis of working in one own style favored pallet and with interests and issues unique to each student -incorporated into their work Careful individual instruction and suggestions will be offered with some class discussion about art making artists techniques.

\$455.00

Mixed Media Drawing (Ages: 14-17)

Nomi Silverman

Saturday | 9:30 AM - 12:30 PM

8 Weeks: September 23 - December 02

Discover diverse approaches to drawing that go beyond pencil and paper. Students will learn the basics of drawing and then mix wet and dry mediums like ink, watercolor, and graphite powder to achieve multi-layered creations. Working from still life set ups, landscape and both a costumed figure model and ourselves as a subject, we will use structured exercises to get to know new materials and understand their limits. Learn observational drawing techniques and then develop projects from imagination!

\$480.00



SPECIAL STUDIES

Body Positive Character Design (Ages: 15-17)


Bridget Pavalow

Monday | 4:00 PM - 6:00 PM

8 Weeks: September 18 - November 27

This character design class cordially invites you to proudly call yourself an artist and face any fear of high expectations or self-expression by providing a safe, fun, and creative space to explore body positive character design. A brief meditation at the start and end of the class will create a calming environment, help to relinquish fears and expectations and invite you to ponder what you are drawn to creating. You will learn how to design characters with a variety of body shapes and sizes and how to provide and receive constructive feedback through critique. By the end of the class, you will have created a fun and meaningful character design and gain the confidence of an artist.

\$380.00



Ceramics: Exploring Handbuilding (Ages: 10-13)

Zach Dunn

Tuesday | 4:30 PM - 6:30 PM

8 Weeks: September 19 - November 07

During this course, your child will create multiple 3-D works of art from clay. Each session will involve making different objects from their imagination through various projects and guidelines. Slabs, pinch pots, coils, and additional techniques will be utilized and explored. The artworks created will have underglaze applied to add color and excitement to the finished creations.

\$340.00

Fundamentals of Portrait Sculpture (Ages: 14-17)

Julia Murphy

Thursday | 4:30 PM - 7:00 PM

7 Weeks: September 21 - November 16

In this fun, hands-on class, students will learn to confidently build a portrait in terracotta clay! Beginning with basic fabrication techniques, they will learn to build a solid wood and metal armature to set themselves up for success. Foundational concepts such as symmetry, proportion, and basic anatomy will be taught using the Asaro (Planes of the Head) method. Students will then refine their sculptures by working from a live model, learning to achieve likeness using common-sense, relatable techniques that also apply to other media such as painting and drawing. Clay sculpting and ceramic techniques will be covered, allowing students to successfully hollow their pieces for firing at the end of the session. Additional firing fees apply.

\$525.00



Introduction to the Potter's Wheel (Ages: 14-17)

Zach Dunn

Thursday | 4:30 PM - 6:30 PM


8 Weeks: September 21 - November 09

Have you always wanted to try throwing? This is the class for you! Enroll in this class taught by an experienced and nationally recognized ceramic artist. Students will learn the basics of throwing on the potter's wheel, from centering to trimming. In addition to mastering the basics, various decorating, altering, and finishing techniques will be utilized. Cups, mugs, bowls, plates, and other forms will be explored. Finished pieces will be glazed and ready for use. Class demonstrations as well as individual instruction will be provided. No prior experience is required.

\$340.00



YOUTH WORKSHOPS



MIXED MEDIA & COLLAGE

Sunday Morning in September (Ages: 5-10)


Marta Kot

Sunday | 9:00 AM - 1:00 PM

1 Day: September 17

Using an autumn palate, children will mix and blend, sketch and draw, and create their personal painting on canvas. Emphasis will be on seasonal color and light. Painting will take place inside and out-of-doors. Surprise materials will be included.

\$145.00



School Break Studio Art Jams (Ages: 5-10)

Painting an Autumn Landscape or Still Life

Marta Kot

Monday | 9:00 AM - 1:00 PM

1 Day: September 25

Children will discover the beauty and magic of expression while exploring a variety of materials in each studio session. Skills and techniques will be developed while painting, drawing, sculpting and making friends. Materials may include charcoal, fabric, paint, clay, watercolors, oil pastels, wood, foam, beads and glitter dust, more. View individual class offerings for a full description of the theme!

\$145.00



School Break Studio Art Jams (Ages: 5-10)

Sculpting Wooden Camps

Marta Kot

Monday, Tuesday | 9:00 AM - 1:00 PM

2 Days: October 09 - October 10

Children will discover the beauty and magic of expression while exploring a variety of materials in each studio session. Skills and techniques will be developed while painting, drawing, sculpting and making friends. Materials may include charcoal, fabric, paint, clay, watercolors, oil pastels, wood, foam, beads and glitter dust, more. View individual class offerings for a full description of the theme!

\$280.00

School Break Studio Art Jams (Ages: 5-10)

Autumn Still Life & Stories

Marta Kot

Tuesday | 9:00 AM - 1:00 PM

1 Day: November 07

Children will discover the beauty and magic of expression while exploring a variety of materials in each studio session. Skills and techniques will be developed while painting, drawing, sculpting and making friends. Materials may include charcoal, fabric, paint, clay, watercolors, oil pastels, wood, foam, beads and glitter dust, more. View individual class offerings for a full description of the theme!

\$145.00

School Break Studio Art Jams (Ages: 5-10)

Clay Caves

Marta Kot

Thursday, Friday | 9:00 AM - 1:30 PM

2 Days: November 23 - November 24

Children will discover the beauty and magic of expression while exploring a variety of materials in each studio session. Skills and techniques will be developed while painting, drawing, sculpting and making friends. Materials may include charcoal, fabric, paint, clay, watercolors, oil pastels, wood, foam, beads and glitter dust, more. View individual class offerings for a full description of the theme!

\$165.00



Autumn Details with Clay & Natural Objects (Ages: 5-10)

Marta Kot

Sunday | 9:00 AM - 1:30 PM

1 Day: October 22

Children will learn how to create a bowl/vase with even thickness using a simple manmade wheel and with air-dry clay apples and pears (optional). They will learn about the properties of clay and apply/reduce materials accordingly. They will draw using clay tools and found/natural materials and transform their ideas using mixed media and natural materials. Bowls and fruit will be painted/stained and ready to be transported home to dry. Surprise materials will be included.

\$165.00

Animals in the Autumn Landscape (Ages: 5-10)

Marta Kot

Sunday | 9:00 AM - 1:00 PM

1 Day: November 12

Sketching and drawings, painting and a mixed media palate with fur and fun, children will create an expressive work of art on canvas. Animals and their details in relation to the natural environment will be explored. Children should arrive with warm clothing to spend time outside.

\$145.00



Evergreen Holiday Conifers (Ages: 5-10)

Marta Kot

Sunday | 9:00 AM - 1:00 PM

1 Day: December 10

Children will sketch and draw pines, spruces and firs, winter birds, rabbits and deer, and create a holiday tree in winter landscape. Special effects will be demonstrated and surprise holiday materials will be shared. With an extended palate, children will be encouraged to use imagination and memories.

\$145.00

Winter Dream Home (Ages: 5-10)

Marta Kot

Wednesday, Thursday, Friday | 9:00 AM - 2:00 PM

3 Days: December 27 - December 29

Iced ponds, snow pines, fireplaces, sleds and cozy covers, children will create a dream escape home in celebration of the winter season. This signature exploration will include exploration with architecture and sculpture, painting and clay techniques, and a variety of material to create special winter effects. Critters will be provided to add warmth to this personal and caring environment. Children will also explore painting and drawing on canvas.

\$395.00



Celebrating Special Moments from 2023 (Ages: 5-10)

Marta Kot

Sunday | 9:00 AM - 1:30 PM

1 Day: December 31

Children will explore two methods of printmaking – using ink and brayers on a printing plate and playful string printing. If time allows, they will further explore more advanced and unexpected printing processes and learn about monotype printmaking using a variety of materials. Children will draw and think more about the space that surrounds their mark making while creating expressive and original works of art on various printmaking surfaces.

\$165.00



SPECIAL STUDIES

Non-Stop Action: An Introduction to Stop Motion Animation (Ages: 14-17)

Ryan Sluggett

Saturday, Sunday | 10:00 AM - 3:00 PM

2 Days: October 14 - October 15

Stop Motion animation is a fun and exciting form of animation recognizable for both its simplicity and its uncannily realistic aesthetic. Utilizing in-person armatures, paper-cut outs and digital software, this energetic three session workshop will introduce students to physical and digital methods of Stop Motion. From time spent 'acting' through your avatar, to a final edited product, to learning the patience and diligence of this popular art form with the final goal of breathing life into your own character! All levels and backgrounds of students are welcome, from beginner to advanced.

\$265.00

