

**Winter  
2024**

Silvermine

**Silvermine School of Art**

*Jacques Lipchitz, Renowned Cubist Sculptor,  
Speaker and Exhibitor at the Dedication  
of the New Sculpture and Ceramic Studio, July 1955*



## Winter Session 2024

**January 8 – March 17**

**Registration Opens: November 14 @9:00am**

Winter Session Holidays - School Closed:

Martin Luther King Jr. Day – January 15

Presidents Day – February 19

## Spring Session 2024

**April 1 – June 2**

**Registration Opens: February 13 @9:00am**

Spring Session Holidays - School Closed:

Memorial Day – May 27

## Summer Art Studios 2024

**June 17 – August 23**

**Registration Opens: January 15 @9:00am**

Summer Session Holidays - School Closed:

Independence Day – July 4

### **Want to Register Early?**

Become a Silver Benefactor today!  
Donations totaling \$1,000 or more annually entitle you to register before the general public.

**Click here to make your donation.**

### **Give the Gift of Art**

Gift certificates for workshops and courses are available in any denomination. Please call 203-966-9700, ext. 2 to make your purchase.

### **School Office Hours**

**Monday – Friday**

**Hours:** 9:00 AM – 5:00 PM

**Phone:** 203-966-9700, ext. 2

**1028 Silvermine Rd, New Canaan, CT**

The school office is located across the street from the main building, to the left of the Silvermine Market.

### **Registration Information**

#### **Need Help Choosing a Course?**

If you need assistance in your selection, contact the school office at 203-966-9700, ext. 2 or [schooladmin@silvermineart.org](mailto:schooladmin@silvermineart.org)

#### **How to Register?**

**Online:** [www.silvermineart.org](http://www.silvermineart.org)

**Phone:** 203-966-9700, ext. 2

**NO IN-PERSON REGISTRATION OR EMAIL**





## School Policies

The Silvermine School of Art continues its legacy of art education by offering programs for students of all ages, in all levels of proficiency from beginner to advanced.

**View the full list of policies here.**

### General Studio Policies

All studio scheduling is at the discretion of Silvermine Art Center Administrative Staff. Students attending programs at Silvermine Art Center are permitted to utilize the facilities during scheduled program times *only* and must adhere to the general policies set forth below.

### Arrival/Set Up:

If the studio set up is complete, students may enter the classroom 15 minutes before their class time to prepare. If the set-up is not complete, students must wait outside of the classroom until permitted to enter.

### Departure/Clean Up:

Our studios are **multi-use spaces** operating 7 days a week. Students are expected to clean their individual spaces and be prepared to exit the class on time. In the event that additional time is needed students must be prepared to leave the classroom no more than 10 minutes after the scheduled end time of the program.

- It is imperative that neither paint nor solvents are poured directly into the sinks. If you are unsure of the right way to clean your palette or brushes, please be sure to speak with your instructor
- Please be mindful of our energy usage and be sure to close all doors & windows upon your exit

---

**For the safety of students aged 16 or younger, parents are required to drop off and pick up students at the studio location. Youth students may not be dropped off in the parking lot.**

## Open Sketch

These sessions are open to the public, ages 16 & up and provide the opportunity to work in a studio environment from a live model, in the artist's preferred medium. We have a maximum capacity of 12 students per session.

Models are of male and female genders and are nude for all bookings except the first Friday of every month.

Open Sketch sessions are all walk-in. Payment is made in CASH or CHECK (exact change only). There is no payment through credit card.

**Monday:** 1:00 PM – 4:00 PM • \$20.00

**Wednesday:** 6:30 PM – 9:30 PM • \$20.00

**Friday:** 10:00 AM – 3:30 PM • \$30.00

For more information, please click [here](#).

## Contents

<b>Adult Courses</b>	3 - 22
<b>Adult Workshops</b>	22 - 35
<b>Youth Courses</b>	36 - 41
<b>Youth Workshops</b>	42 - 47

---

**Beginner** (for students with little to no experience)

**Intermediate** (for students with a strong grasp of basic techniques)

**Advanced** (for students with significant experience and ability to work with some independence)

**All Levels** (for beginner, intermediate and advanced students)

# ADULT COURSES



## PAINTING & DRAWING

### *Basic Techniques of Watercolors*

Alex McFarlane

**Monday | 9:30 AM - 12:30 PM**

**8 Weeks: January 08 - March 11**

*LEVEL: BEGINNER - INTERMEDIATE*

This course is for beginners and experienced students who want to progress. Watercolor painting is about technical skills that can be learned. There will be a demonstration at the beginning of each class. How to relax and be comfortable while using watercolors is encouraged. In addition, inventive compositions for still life, figure and landscape will be encouraged.

**\$440.00**

### *Introduction to the Art of Drawing*

Alex McFarlane

**Monday | 1:00 PM - 4:00 PM**

**8 Weeks: January 08 - March 11**

*LEVEL: BEGINNER - INTERMEDIATE*

We begin by learning how to measure using our eye, how to create the proportions of our subject. When applying these methods of measurement and proportion, we give drama and expression to our drawings. Learn about shading, perspective and composition. Subjects include basic forms, the figure, portrait and landscapes. Every class will start with a demonstration and individual attention is given to each student.

**\$470.00**

### *Beginner Drawing*

Evelyn Harvey

**Monday | 9:00 AM - 12:00 PM**

**8 Weeks: January 08 - March 11**


**Wednesday | 6:00 PM - 9:00 PM**

**8 Weeks: January 10 - February 28**

*LEVEL: BEGINNER*

A beginner drawing class designed to develop basic drawing skills to create a three dimensional illusion onto a flat surface using drawing tools and paper. The class explores line expression, line variation, scale and proportion, depth, composition, and value to render an image. Utilizing a still life to draw from and instructor demonstrations, student implement these drawing skills into their own work. The course encourages group critique and discussion, and provides one on one instructor feedback.

**\$440.00**



### ***Copying from the Masters***

Justin Wiest

**Monday | 9:30 AM - 12:30 PM**

**8 Weeks: January 08 - March 11**

**LEVEL: INTERMEDIATE-ADVANCED**

Copying old master works was a time-tested tradition throughout the ages. Students will work from high quality reproductions and be led through a step-by-step approach to thinking and working in the old master manner. Beginning with the drawing, then capturing and slowly building the layers of paint with glazes mixed with chalk and oil, students will learn the full process, which they can then introduce into their own methods of painting. Reproductions will be provided for the students.

**\$440.00**



### ***Simply Painting***

Lenny Moskowitz

**Monday | 9:30 AM - 12:30 PM**

**8 Weeks: January 08 - March 11**

**LEVEL: ALL LEVELS**

I like my students to be able to work in an uninhibited way and for them to be very playful in my classes. Through individual guidance we will be covering several concepts including contrast through values, layering color, and discovering the focal point. Students will develop their confidence and visual vocabulary, while keeping things simple.

**\$440.00**

### ***Survey of Drawing Materials & Techniques***

Justin Wiest

**Tuesday | 9:30 AM - 12:30 PM**

**10 Weeks: January 09 - March 12**

**LEVEL: ALL LEVELS**

"Drawing is the probity of Art.." is as true today as when Ingres declared it two hundred years ago. The class will investigate the harmonic expression of lines combined with the poetic power of tone. The class will have a running discussion on how drawing informs other media such as print making, painting, and sculpture. Class topics will include landscape, still life, and portrait. Various drawing materials are suited for varying tasks. These materials include: graphite/charcoal, pen/ink, metal point, and conte crayon. We will see what media works best for landscape, still life, and figure.

**\$570.00**

### ***Intermediate Still Life & Landscape Painting***

Kirill Doron

**Tuesday | 9:30 AM - 12:30 PM**

**10 Weeks: January 09 - March 12**

**LEVEL: INTERMEDIATE-ADVANCED**

This course is for students with some background in drawing or painting. Working with landscape or still life, beginning oil painters will learn the fundamentals, including color, composition, form, and materials. Intermediate oil painters can hone existing skills and explore more complex challenges.

**\$530.00**



### ***Watercolor Landscapes***

Wendy MacCordy

**Tuesday | 9:30 AM - 12:30 PM**

**10 Weeks: January 09 - March 12**

#### ***LEVEL: ALL LEVELS***

The fundamentals of watercolor will be taught and the emphasis will be on becoming comfortable with the spontaneous nature of the medium. We will focus on how to capture light filled landscape paintings by using the white of the watercolor paper. Demonstrations will be given at the beginning of each class. Bring your own landscape photographs as a reference.

**\$530.00**



### ***The Art of Still Life Painting***

Justin Wiest

**Tuesday | 1:00 PM - 4:00 PM**

**10 Weeks: January 09 - March 12**

#### ***LEVEL: INTERMEDIATE-ADVANCED***

The class will investigate various styles of still life painting such as Dutch, French, and Impressionist. Each student will have their own setup which the instructor will help light and compose. Discussions of shape, color, and edges will start off each class. Still life is a great way to engage with the many topics that arise with oil, acrylic, and watercolor. The instructor will give technical demonstrations throughout the semester. Drawing experience is helpful.

**\$530.00**

### ***Drawing in Harmony***

Timothy Cronin

**Tuesday | 6:30 PM - 8:30 PM**

**8 Weeks: January 09 - February 27**

#### ***LEVEL: ALL LEVELS***

In this course students will learn to draw using the mind, eye and hand in harmony. Students are encouraged to find their own 'voice' and 'story' within their drawings. Emphasis will be on observational drawing while learning composition, line, form and value. This Class is meant for all levels of artist. Beginners looking for foundational skills or experienced artists wanting to strengthen their craft.

**\$360.00**

### ***Abstract Painting with Eric Jiaju Lee***

Eric Jiaju Lee

**Tuesday | 1:00 PM - 4:00 PM**

**8 Weeks: January 09 - March 05**

#### ***LEVEL: BEGINNER***

The purpose of this course is to learn how to engage abstraction through painting. Designed for all skill levels, students will learn various approaches to abstract painting. Students will be guided in some of these approaches through the context of art historical examples. Students will also be encouraged to discover their own personal approach to abstract painting. The ideas and techniques that students will learn are: semi to absolute abstraction, geometric abstraction, organic abstraction, process-based abstraction, and atmospheric abstraction.

**\$440.00**



## ***Sculptural Figure & Portrait Painting in Oil or Pastel***

Dean Fisher

**Wednesday | 9:30 AM - 12:30 PM**

**10 Weeks: January 10 - March 13**

### ***LEVEL: ALL LEVELS***

Be prepared to squint, step back and use your big brushes! In this course, through the use of painting and drawing live models, you will learn fundamental approaches to capturing correct proportions, convincing gestures and realistic effects of light and shadow through the use of gaining an understanding of tone and color temperature. Another focus will be using oil, acrylic or pastels in a sculptural way, using these mediums to impart greater solidity and expressive potential using impasto and accentuated planes changes in the form.

**\$665.00**



## ***Painting 101: Foundation Painting***

Alex McFarlane

**Wednesday | 9:30 AM - 12:30 PM**

**10 Weeks: January 10 - March 13**

### ***LEVEL: BEGINNER - INTERMEDIATE***

This course is for beginning and intermediate students who want to learn the techniques and procedures necessary for painting in oils or acrylics. Basic skills in drawing, composition, mixing and applying paint will be demonstrated. Subject matter will include still life, figure, portrait and landscape. You will be guided through the foundation steps towards a satisfying work of art.

**\$570.00**

## ***Abstract Painting: Dynamics of Symbols and Color in Composition***

Dmitri Wright

**Wednesday | 9:00 AM - 12:00 PM**

**10 Weeks: January 10 - March 13**

**Wednesday | 1:00 PM - 4:00 PM**

**10 Weeks: January 10 - March 13**

### ***LEVEL: ALL LEVELS***

Develop your own unique personal vision as an abstract painter and explore new ideas via the art of the creative process. Focus will be on the abstracted from the representative - figure, landscape or floral in applying one's personal perception, temperament and aesthetical beauty for more expressive freedom in chosen subject. There will be presentations of color and compositional theory, in addition to playful exercises in working large. Students at all levels are welcome to work in any medium of their choice.

**\$530.00**

## ***Painting with Encaustics***

Nash Hyon

**Wednesday | 1:00 PM - 4:00 PM**

**8 Weeks: January 10 - February 28**

### ***LEVEL: ALL LEVELS***

Explore the medium that works with a mixture of beeswax and pigment, giving your paintings a beautiful surface and depth. Learn the techniques, methods and history of the medium. A demonstration will start each class, followed by time to experiment or create your own painting, with individual instruction. No painting experience necessary. The school will supply major equipment. Other supplies can be purchased locally or online. This is a small class that gives students individual attention.

**\$460.00**





## **WOW! The Many Facets of Pen, Ink & Watercolor**

Nancy McTague-Stock

**Wednesday | 1:15 PM - 2:45 PM**

**10 Weeks: January 10 - March 13**

### **LEVEL: ALL LEVELS**

This course introduces you to the many possibilities inherent in using pen and ink along with watercolor! The focus will be on teaching you not only the basic techniques of each medium, but also to assist each student in creating work that is truly their own voice, not the voice of the instructor or anyone else!

From landscape to floral to portraiture to abstraction, to illustrated writing/journaling, all genres of interest are welcome. My passion lies in bringing out the artist in YOU! Artists, dabblers, writers are all welcome to explore the virtues of pen and ink and watercolor, both separately and together, all while learning, sharing and having FUN!!!

**\$575.00**



## **Big Picture: Choose Your Theme Figure, Landscape, or Still Life**

Alex McFarlane

**Wednesday | 1:00 PM - 4:00 PM**

**10 Weeks: January 10 - March 13**

### **LEVEL: ALL LEVELS**

This course is ideal for someone who wants to start, execute and finish one painting or drawing. For the narrative artist, there will be a sustained pose for the entire session. The still life artist will have an individual set-up tailored to meet his or her needs. For the landscape artist, there will be individual guidance in making nature look natural. There will be demonstrations.

**\$530.00**

## **Broaden the View**

C.J. Guerin

**Thursday | 9:30 AM - 12:30 PM**

**10 Weeks: January 11 - March 14**

### **LEVEL: INTERMEDIATE-ADVANCED**

This class is for students who have a working knowledge of sketching and painting. The sessions will be aimed at improving your painting through dynamic compositions, new and mixed materials, "out of the box" ideas, and various methods of working to stretch your concepts. The sessions will be aimed at landscape and still life to help you move on with your work to the next level while developing your own personal voice. There will be demonstrations and individual guidance in oil, watercolor and acrylic.

**\$530.00**

## **Acrylic Abstract Painting**

Aleksandr Razin

**Thursday | 1:00 PM - 4:00 PM**

**10 Weeks: January 11 - March 14**

### **LEVEL: INTERMEDIATE-ADVANCED**

Students will develop a working knowledge of abstract painting that challenges them to see and interpret in new ways. Using acrylics students will learn color, line, movement, and form, through individual instruction. Subjects include landscape and still life, as well as non-representational forms.

**\$530.00**





### **Getting a Hold on Portrait Drawing**

Josephine Robinson


**Thursday | 9:30 AM - 12:30 PM**

**10 Weeks: January 11 - March 14**

**LEVEL: ALL LEVELS**

Drawing the human head and achieving a likeness of the appearance of another person, is a magical and exciting endeavor. This course, will be split into series of exercises, which will improve one's observational skills, as well as one's skills of hand/eye coordination. Our first undertaking will be exercises, in planning and mapping the drawing of the portrait on a simple grid. Students will then be guided in creating a sense of three dimensionality/structure by means of three drawing methods. Instruction will support the development of each student's individual drawing language, by preferencing one drawing method over another, or by using mixtures of all three methods presented.

**\$665.00**



### **Beyond a Pretty Picture**

Alex McFarlane

**Thursday | 7:00 PM - 10:00 PM**

**10 Weeks: January 11 - March 14**

**LEVEL: ALL LEVELS**

You know you are good, but how do you get your painting to look like the vision in your head? This is tailored to the individual, from how you think about art to how you develop a personalized statement. Learn to analyze your vision and find a seamless balance between concept, composition and technique.

**\$530.00**

### **Acrylic Painting Projects for Beginners**

Nash Hyon

**Thursday | 1:00 PM - 4:00 PM**

**8 Weeks: January 11 - February 29**

**LEVEL: BEGINNER**

This class is designed for students new to acrylic painting. We will explore a series of painting projects using paint, collage and various acrylic mediums with abstract, still life and landscape included. Basic information on color, composition and individual style will be covered.

**\$440.00**

### **Figure Drawing**

Justin Wiest


**Thursday | 9:30 AM - 12:30 PM**

**10 Weeks: January 11 - March 14**

**LEVEL: INTERMEDIATE-ADVANCED**

Learn the human figure's complex construction while heightening your ability to draw a figure from observation. Working from the model, emphasis on gesture, balance and proportion will be stressed throughout to aid in the illusion of credibility posed figures. Students should leave this class with a better understanding of the figure's key landmarks, form sense and construction as well as a greater ability to render a figure from life and from memory.

**\$665.00**



## **Head to Toe: Figure Drawing Basics & Beyond**

Eric Jiaju Lee

**Thursday | 6:00 PM - 9:00 PM**

**7 Weeks: January 11 - February 29**

### **LEVEL: BEGINNER**

The purpose of this course is to learn how to draw the human form through the observation of the nude, by drawing the human form in a variety of ways. We will be drawing through careful observation of the anatomy and proportions of the figure. We will learn to capture the mechanics and the movement of the body. Students will utilize a range of media from Charcoal to Conté, to Ink on various forms of paper to explore how each medium can create different expressive aspects in our depiction of the human form.

**\$550.00**



## **Basic Drawing & Painting**

C.J. Guerin

**Thursday | 1:00 PM - 4:00 PM**

**8 Weeks: January 11 - February 29**

### **LEVEL: ALL LEVELS**

This course is for the beginner or returning student to learn the fundamentals of drawing and painting. We begin with basic sketching techniques enabling students to accurately record what they see, and the second half of the course will introduce painting, color mixing, paint application, glazing, texture, and aerial and linear perspective. These sessions will be aimed at creating a still life and landscape.

**\$440.00**

## **Abstract Painting**

Natasha Karpinskaia

**Friday | 9:30 AM - 12:30 PM**

**10 Weeks: January 12 - March 15**

### **LEVEL: INTERMEDIATE-ADVANCED**

This course will explore intellectual elements of abstraction, it is about ideas that are at the core of abstract imagery. It's objective is to learn how to transfer experiences, concepts and perception of the real world into abstract images. We will experiment with color, shapes, lines, and texture. Some demos, exercises and discussions will also be included.

**\$530.00**

## **Talking Heads: Portrait Painting**

Heidi Harrington

**Thursday | 9:30 AM - 12:30 PM**

**9 Weeks: January 11 - March 07**

### **LEVEL: ALL LEVELS**

This course focuses on producing a more intimate view of a portrait. There will be individual attention as students work from a model in one five week and one four week pose. Throughout the course, there will be short demonstrations and examples of different artist's work. Each session will focus on one pictorial objective, such as tone, composition and color, as well as a focus on individual facial features. It welcomes both beginners and experienced artists.

**\$600.00**



## ***Contemporary Impressionism and Beyond: Experience to Expression***

Dmitri Wright

**Friday | 9:00 AM - 12:00 PM**

**10 Weeks: January 12 - March 15**

**Friday | 1:00 PM - 4:00 PM**

**10 Weeks: January 12 - March 15**

### ***LEVEL: ALL LEVELS***

Develop our own unique style while discovering the philosophy and techniques used by the impressionist masters. Such methods used by the impressionists were taken from the classical and today used by the modernists are the tools you will learn from illustrative to the abstract. Students from all levels and interests, as well as those working in all materials and methods are welcomed from classical to abstract.

**\$530.00**

## ***Figure & Form***

Paola Page


**Friday | 9:30 AM - 12:30 PM**

**10 Weeks: January 12 - March 15**

### ***LEVEL: ALL LEVELS***

Bring your artwork to life with expression and skill. In this unique painting course, you will be guided through a range of drawing to painting processes while viewing the female figure in unique and lavish costumes. Through instruction and demonstrations, we will explore fundamental picture making components including line, form, composition, color, pattern. All skill levels of experience are encouraged to participate.

**\$640.00**



## ***Drawing & Painting in Combination***

Alex McFarlane

**Saturday | 9:30 AM - 12:30 PM**

**10 Weeks: January 13 - March 16**

### ***LEVEL: ALL LEVELS***

This course is designed to instruct students in the fundamentals of drawing, composition and the basic techniques of painting. Mixing and applying paint will be demonstrated. Subjects such as still life, figure and landscape will be covered. Those who wish to draw exclusively are guided from a beginning thumbnail to a finished presentation. Likewise, the painters will learn their craft step-by-step.

**\$530.00**

## ***Oil & Cold Wax: Cultivating your Artistic Series***

Frances Eber

**Thursday | 10:00 AM - 1:00 PM**

**5 Weeks: January 18 - February 15**

**Saturday | 1:00 PM - 4:00 PM**

**5 Weeks: January 20 - February 17**

### ***LEVEL: ALL LEVELS***

Expand your creative horizons as we delve into the captivating world of oil and cold wax medium, focusing on the development of your own unique artistic voice. Through practical exercises and insightful discussions, you will explore the principles of composition, value, and contrast to create a well-developed series that truly reflects your creative vision. In this immersive course, we will draw inspiration from established artists known for their exceptional series work while empowering you to discover your own artistic identity. Through in-class demonstrations, individual feedback sessions, and group discussions, you will gain the technical skills and confidence to express your unique voice through oil and cold wax. Whether you're an experienced artist seeking to elevate your art or a passionate beginner ready to explore new possibilities.

**\$295.00**





## **CERAMICS**

*\*\*A Firing Fee Deposit is included in the class price. Additional fees will apply for students who exceed the deposit amount. Reimbursements will be applied for students who do not meet the Firing Fee Deposit total.\*\**

### **On & Off the Potter's Wheel for All Levels**

Jon Puzzuoli

**Monday | 1:00 PM - 4:00 PM**

**8 Weeks: January 08 - March 11**

#### **LEVEL: ALL LEVELS**

Whether you've never touched clay or have been at it for years, this class will accommodate your needs. The initial focus of the class will be on the potter's wheel and will then transition to exploration of handbuilding techniques, with an emphasis on slab work. Beginners will be taught foundational wheel skills, general pottery techniques and gain an understanding of the complete ceramic process. For those who have more experience, the class will focus on complex forms, various surface treatments and advanced glazing methods. Class demos as well as individual instruction will be provided.

**\$535.00**

### **Clay Your Way**

Clare Lewis

**Tuesday | 9:30 AM - 12:30 PM**

**10 Weeks: January 09 - March 12**

#### **LEVEL: ALL LEVELS**

Whether new to clay, or experienced, your instructor will guide you through demonstrations and individual coaching. Throwing on the wheel and hand building will be offered. You can choose your own approach: functional or sculptural. The emphasis is on discovering your unique creativity while having fun and learning new techniques.

**\$625.00**



### ***Adding Texture to Clay***

Jon Puzzuoli

**Tuesday | 3:45 PM - 6:45 PM**

**10 Weeks: January 09 - March 12**

**LEVEL: INTERMEDIATE-ADVANCED**

Expanding upon your foundational pottery skills, each week we will learn a new way to add texture onto our clay vessels. We will explore adding grits into the clay, textured slips, crackled textures and creating beads of textured glaze. The class will also explore more intermediate pottery wheel demos and aim to build on your skills to get you throwing larger and taller.

**\$625.00**



### ***Potter's Wheel for All Levels***

Jon Puzzuoli

**Tuesday | 7:00 PM - 10:00 PM**

**10 Weeks: January 09 - March 12**

**Thursday | 7:00 PM - 10:00 PM**

**10 Weeks: January 11 - March 14**

**LEVEL: ALL LEVELS**

Whether you are new to the potter's wheel or wish to build upon your existing skills, this class will fill your needs. Beginners will be taught the important skills needed to create a vessel on the wheel. For those who have more experience, the class will focus on more complex shapes, various surface textures and alternative glazing methods. Class demos as well as individual instruction will be provided.

**\$625.00**

### ***Intermediate & Advanced Ceramics***

Heather Houston

**Wednesday | 10:00 AM - 1:00 PM**

**10 Weeks: January 10 - March 13**

**LEVEL: INTERMEDIATE-ADVANCED**

Explore the process of intermediate to advanced throwing, hand building, construction and glazing techniques. Students will build on basic skills to learn how to make complex forms and interesting shapes using both hand building and wheel throwing techniques. Everyone will receive individual instruction in addition to class demos and will be encouraged to work independently on projects.

**\$625.00**

### ***Center Yourself! Clear your Mind and Create with Clay***

Don Reynolds

**Wednesday | 4:00 PM - 7:00 PM**

**10 Weeks: January 10 - March 13**

**LEVEL: BEGINNER**

This class is designed for both the beginner with a desire to learn the basics of working with clay, and any other students who may feel like they don't quite fit into an advanced class just yet. We will explore the fundamentals of using the potter's wheel to create thrown forms and offer those with some experience a great space to hone and reinforce their skills. This class will also provide some guidance on basic hand building techniques that will allow students to create pieces without the potter's wheel. Thrown, pinched, coiled, or slab built. Clear your mind and create with clay!

**\$625.00**



### ***Pottery & Vessel Sculpture: Intermediate to Advanced***

Keiko Ashida

**Thursday | 10:00 AM - 1:00 PM**

**10 Weeks: January 11 - March 14**

**Saturday | 10:00 AM - 1:00 PM**

**10 Weeks: January 13 - March 16**

#### ***LEVEL: INTERMEDIATE-ADVANCED***

Intermediate and advanced students will explore alternative methods. A variety of wheel throwing, hand building, and surfacing, and glazing techniques will be covered. The emphasis is on using skills to build vessel sculptures on and off the wheel. Personal creativity will be encouraged.

**\$625.00**

### ***Beyond the Fundamentals of Pottery***

Clare Lewis

**Friday | 9:30 AM - 12:30 PM**

**10 Weeks: January 12 - March 15**

#### ***LEVEL: INTERMEDIATE-ADVANCED***

Have fun while refreshing your basic skills and learning more advanced throwing. Demonstrations and individual help are offered to bring out the best in your projects and ideas, whether functional or sculptural. A variety of decorating and forming techniques, as well as glazing, will be addressed. The focus is on discovering your personal style and moving up to the next level.

**\$625.00**



## **PRINTMAKING**

### ***Evening Experimental Printmaking & Mixed Media***

Martha Bloom

**Monday | 6:30 PM - 9:30 PM**

**8 Weeks: January 08 - March 11**

#### ***LEVEL: ALL LEVELS***

Discover a multitude of printmaking techniques, through experimentation with a focus on student's personal expression and aesthetic. Painting Collaging or drawing into finished prints will also be reviewed and practiced as desired. Careful individual attention and direction will be given in: Preparation of paper; inking of plates and textures; composition; self-expression; pallet; embossment; composition and approaches to using the press; textural work and much more!

**\$450.00**



## Monotype Printmaking

Natasha Karpinskaia

Thursday | 9:30 AM - 12:30 PM

10 Weeks: January 11 - March 14


Thursday | 1:00 PM - 4:00 PM

10 Weeks: January 11 - March 14

### LEVELS: ALL LEVELS

Participants will learn all the basic techniques for creating monotypes: multiple plates, chine colle', stencils and viscosity. It will focus on practicing, experimenting and letting the process lead you to new innovations. Discover endless possibilities as you print more. Emphasis is given to helping each student develop a personal knowledge of the process.

**\$540.00**



## METAL & SCULPTURE

*\*\*Clay Sculpture Programs: A Firing Fee Deposit is included in the class price. Additional fees will apply for students who exceed the deposit amount. Reimbursements will be applied for students who do not meet the Firing Fee Deposit total.\*\**

### Methods and Materials in Sculpture

Justin Perlman

Monday | 10:00 AM - 1:00 PM

8 Weeks: January 08 - March 11

Monday | 1:30 PM - 4:30 PM

8 Weeks: January 08 - March 11

### LEVEL: ALL LEVELS

This class is an opportunity for novice and advanced student alike to explore new tools and materials in the world of three-dimensional art. Whether you are interested in classical art or modernist work, this class will help you develop a work of sculpture in whatever material you choose. Emphasis will be on the techniques and the usage of tools for the given medium. From stone carving to welded steel, from two-inch model to large-scale work, this class offers a wide range for the student's interests.

**\$495.00**

### The Art of Metal

Justin Perlman

Tuesday | 1:00 PM - 4:00 PM

10 Weeks: January 09 - March 12

Tuesday | 6:00 PM - 9:00 PM

10 Weeks: January 09 - March 12

### LEVEL: ALL LEVELS

This class is for anyone who has ever wanted to explore the exciting medium of metal sculpture. The class is designed to work with any student no matter the level of experience. The student will learn the fundamentals of working in metal, including plasma cutting, shaping, forging, MIG welding, and finishing. The student will have access to the shop, the tools, and guided instruction. Students often work on projects of their own design and are aided in planning, securing materials, and execution of their work. New students who have never worked in this medium will also have access to some basic materials to learn on.

**\$585.00**

### **Figure Sculpture Revisited**

Julia Murphy

**Tuesday | 10:00 AM - 1:00 PM**

**9 Weeks: January 09 - March 12**

#### **LEVEL: ALL LEVELS**

This course encourages students to create their own reality of a live model in clay. Guided by the fundamentals of building the human figure, students will learn a practical approach to anatomy, proportion, and design. Students may choose their own approach to their projects, including bas-relief or 3-dimensional images of the full figure, head, or fragment. The sculpture will be modeled in terra cotta clay, hollowed, air dried and fired. There will be an additional fee for firing pieces. **IMPORTANT:** *An armature designed specifically for fired ceramic sculpture is mandatory for the first day of class, and any student without one will be unable to begin. Armatures are built on demand and may be ordered directly from the instructor up to one week prior to course start. To request an armature, please contact the school office by phone at (203) 966-9700 x 2 or by email at Kelly@Silvermineart.org.*

**\$650.00**

### **Sculpture Independent Study**

Julia Murphy

**Tuesday | 1:30 PM - 3:30 PM**

**9 Weeks: January 09 - March 12**

#### **LEVEL: INTERMEDIATE-ADVANCED**

Independent Study is available only to students currently enrolled in a ceramic figure sculpture course offered at Silvermine Art Center, or for those who have taken a class in the past year and have work to complete. Qualifying enrollments include those in Figure Sculpture Reviewed and/or Creating an Accurate Portrait in Clay. Students will have guided instruction to pursue the existing project of their choice, as well as dedicated work time in a fully-equipped sculpture studio.

**\$295.00**

### **Creating an Accurate Portrait in Clay**

Michael Keropian


**Thursday | 9:30 AM - 12:30 PM**

**10 Weeks: January 11 - March 14**

#### **LEVEL: ALL LEVELS**

Mr. Keropian will provide instruction on creating an accurate portrait in clay. Starting with building a proper armature, taking measurements, establishing proportions and understanding the basic structure and anatomy of the head. He will also provide information about using photographs, understanding various sculptural styles of creating a likeness, and share some history of portraiture through the ages. Since most of the student's will be firing their finished work, an explanation and demonstration on how to properly hollow your portraits for the kiln will also be covered. Beginner to advanced artists are welcome.

**\$760.00**



### **The Art of Stone Sculpture**

Andrew Davis

**Thursday | 10:00 AM - 2:00 PM**

**10 Weeks: January 11 - March 14**

#### **LEVEL: ALL LEVELS**

Students will learn, through hands-on experience and demonstrations, this timeless art of sculpting stone and working with various types of stone. Experience hand and power tools while executing a stone piece. You will be taken through the entire process from stone selection to carving and polishing.

**\$670.00**

## ***The Art of Stone Sculpture***

Andrew Davis

**Thursday | 7:00 PM - 10:00 PM**

**10 Weeks: January 11 - March 14**

### ***LEVEL: ALL LEVELS***

Students will learn, through hands-on experience and demonstrations, this timeless art of sculpting stone and working with various types of stone. Experience hand and power tools while executing a stone piece. You will be taken through the entire process from stone selection to carving and polishing.

**\$540.00**



## ***All Levels: Metal Sculpture***

Justin Perlman

**Saturday | 9:00 AM - 1:00 PM**

**10 Weeks: January 13 - March 16**

### ***LEVEL: ALL LEVELS***

All levels will learn the methods and techniques to create traditional, contemporary and functional three-dimensional pieces of art. There will be demonstrations of various pieces of equipment, including oxy-acetylene and electric arc welding. Among many other lessons, forging, will introduce students to the concept of annealing and hardening of metal. Students should wear work boots, long sleeved cotton clothing, and bring work gloves. Long hair must be tied back. Materials will be discussed at the first class.

**\$585.00**



## **JEWELRY & METAL ARTS**

### ***Intermediate Jewelry & Silversmithing***

Gail Bradshaw

**Monday | 6:30 PM - 9:30 PM**

**8 Weeks: January 08 - March 11**

### ***LEVEL: INTERMEDIATE-ADVANCED***

Requirements: 2 or more Basic Jewelry classes or equivalent and/or approval from the instructor. This intermediate jewelry class is designed to build on metalworking skills learned in the Basic Jewelry course, with the goal of refining proficiency and adding more advanced jewelry techniques and design abilities. Project choices are flexible focusing on student needs and enhancing the student's skill set.

Requirements: 2 or more Basic Jewelry classes or equivalent and approval from instructor.

**\$440.00**



### ***Basic Jewelry & Silversmithing***

Gail Bradshaw

**Monday | 10:00 AM - 1:00 PM**

**8 Weeks: January 08 - March 11**

#### ***LEVEL: BEGINNER***

This introductory class is perfect for anyone who wishes to explore the art of jewelry fabrication. Through demonstrations and hands-on experience, students will be taught basic metalsmithing and jewelry skills. The focus will be on learning these fundamentals – sawing, drilling, filing, riveting, soldering, basic bezel construction, and finishing. Sawing, one of the first tasks can be initially challenging - however, it is a critical element of metal fabrication. Projects are tailored to build proficiency with techniques and tools. The first is a cold connection, riveted design for acquiring basic competence with tools and processes, followed by bezel fabrication for a cabochon. No experience necessary. Students who already have some skills will be able to expand their craft with new and different projects.

**\$440.00**

### ***Intermediate Jewelry & Silversmithing***

Gail Bradshaw

**Wednesday | 10:00 AM - 1:00 PM**

**10 Weeks: January 10 - March 13**

---

**Wednesday | 1:30 PM - 4:30 PM**

**10 Weeks: January 10 - March 13**

#### ***LEVEL: INTERMEDIATE-ADVANCED***

Requirements: 2 or more Basic Jewelry classes or equivalent and/or approval from the instructor. This intermediate jewelry class is designed to build on metalworking skills learned in the Basic Jewelry course, with the goal of refining proficiency and adding more advanced jewelry techniques and design abilities. Project choices are flexible focusing on student needs and enhancing the student's skill set. Requirements: 2 or more Basic Jewelry classes or equivalent and approval from instructor.

**\$530.00**

### ***Enameling on the Edge: Intermediate Level***

Gail Bradshaw

**Thursday | 10:00 AM - 1:00 PM**

**10 Weeks: January 11 - March 14**

#### ***LEVEL: INTERMEDIATE-ADVANCED***

This intermediate technique-based course will continue the exploration of traditional enamel skills, such as cloisonné and champlevé. In addition, newer enameling procedures will be introduced. Classes are small so register early. Open to only experienced enamelists.

**\$545.00**

### **Basic Jewelry & Silversmithing**

Maureen Henriques


**Friday | 10:00 AM - 1:00 PM**

**10 Weeks: January 12 - March 15**

#### **LEVEL: BEGINNER**

This introductory class is perfect for anyone who wishes to explore the art of jewelry fabrication. Through demonstrations and hands-on experience, students will be taught basic metalsmithing and jewelry skills. The focus will be on learning these fundamentals – sawing, drilling, filing, riveting, soldering, basic bezel construction, and finishing. Sawing, one of the first tasks can be initially challenging - however, it is a critical element of metal fabrication. Projects are tailored to build proficiency with techniques and tools. The first is a cold connection, riveted design for acquiring basic competence with tools and processes, followed by bezel fabrication for a cabochon. No experience necessary. Students who already have some skills will be able to expand their craft with new and different projects.

**\$530.00**



### **SPECIAL STUDIES**

#### ***Sogetsu Ikebana: The Japanese Art of Flower Arrangement***

Shizue Pleasanton

**Wednesday | 10:00 AM - 12:00 PM**

**10 Weeks: January 10 - March 13**

#### **LEVEL: INTERMEDIATE-ADVANCED**

Sogetsu Ikebana is much more than "Japanese flower arranging," it is a modern form of an ancient art of sculpture with living materials. Students will learn the traditional principles and aesthetic disciplines, combined with creative energies to capture, express and enhance natural beauty.

**\$410.00**

#### ***Introduction to Sogetsu Ikebana: The Japanese Art of Flower Arrangement***

Shizue Pleasanton

**Saturday | 10:00 AM - 12:00 PM**

**6 Weeks: January 13 - February 17**

#### **LEVEL: BEGINNER**

Sogetsu Ikebana is much more than "Japanese flower arranging," it is a modern form of an ancient art of sculpture with living materials. Beginner students will be introduced to the traditional principles and aesthetic disciplines, combined with creative energies to capture, express and enhance natural beauty.

**\$275.00**





## PHOTOGRAPHY & DIGITAL ARTS

### *Exploring Adobe Photoshop*

Bruce Dunbar

**Tuesday | 10:00 AM - 12:00 PM**

**5 Weeks: January 09 - February 06**

*LEVEL: BEGINNER*

This course will introduce you to the fundamentals of the digital imaging software in a fun and relaxed way in order to make you comfortable with the program. We will learn about the basic tool functions, adjustment options and other ways to create artwork that moves beyond straightforward photography.

**\$255.00**

### *Digital Art: Film & Animation*

Eric Urquhart


**Tuesday | 6:00 PM - 8:00 PM**

**10 Weeks: January 09 - March 12**

*LEVEL: BEGINNER*

This course will cover digital art from the animation and film perspective. Join Eric Urquhart, Matte Painter for DreamWorks Animation, to learn the industry standard tools and techniques to explore concept art, production design and the creation of unique environments or film backdrops. Students will learn tips and tricks while developing individualized and unique artistic methods within the digital medium. Get a glimpse of how an animation artist goes from blue sky thumbnails and multiple iterations to the finished work, as seen in movies and television!

**\$370.00**



### *The Fine Art of Black & White Photography and Darkroom*

Bruce Dunbar

**Wednesday | 9:30 AM - 12:30 PM**

**10 Weeks: January 10 - March 13**

*LEVEL: ALL LEVELS*

This is an all level course for those wishing to learn or refine their techniques and ideas. Emphasis is placed on the printing process and presentation of images. Demonstrations, critiques, and slide lecture presentations will be given as a means to investigate creativity, as well as to gain insight into creating ideas and understanding concepts of b/w photographs. Some assignments will be given. Students are encouraged to make their own assignments and do work outside of class.

**\$565.00**





## ***Experimental & Alternative Photo Processes***

Bruce Dunbar

**Thursday | 1:00 PM - 4:00 PM**

**8 Weeks: January 18 - March 07**

### ***LEVEL: BEGINNER***

During this class participants will investigate different methods of camera and cameraless photography. Both film (analog) and digital processes will be addressed. Emphasis is placed on creativity and exploration. Noted and established practitioners' work will be discussed and used for inspiration. Some processes we will explore are cyanolumens, chemigrams, digital negatives, film interventions and more. No experience necessary.

**\$475.00**

## ***Introduction to Digital Photography I***

Bruce Dunbar


**Tuesday | 10:00 AM - 12:00 PM**

**5 Weeks: February 20 - March 19**

### ***LEVEL: BEGINNER***

Students will learn the basics of the digital camera. Photographic principles such as aperture, shutter speed, and light sensitivity will be discussed as well as creativity and composition needed to make digital images. Some in-class shooting will be done. Assignments will be given and reviewed the following class.

**\$255.00**



## **MIXED MEDIA & COLLAGE**

### ***Evening Experimental Printmaking & Mixed Media***

Martha Bloom

**Monday | 6:30 PM - 9:30 PM**

**8 Weeks: January 08 - March 11**

### ***LEVEL: ALL LEVELS***

Discover a multitude of printmaking techniques, through experimentation with a focus on student's personal expression and aesthetic. Painting Collaging or drawing into finished prints will also be reviewed and practiced as desired. Careful individual attention and direction will be given in: Preparation of paper; inking of plates and textures; composition; self-expression; pallet; embossment; composition and approaches to using the press; textural work and much more!

**\$450.00**



### **Exploring Mixed Media**

Natasha Karpinskaia

**Wednesday | 1:30 PM - 4:30 PM**

**10 Weeks: January 10 - March 13**

#### **LEVEL: ALL LEVELS**

It is a very playful class, and yet serious. Through mixed media we see familiar forms and textures anew. We will experiment with different mediums, techniques and materials to juxtapose textures and forms on various surfaces - painting, drawing, prints, collage, found or recycled things. We will work with stencils, stamping, oil pastels, crayons, pencils, collage, image transfer, etc. The combinations are endless, but the main idea is to combine and layer materials to create unique works. Various approaches will be demonstrated, and both figurative and abstract imagery will be used. Mixed media is a great way to discover oneself and discover one's own individual style.

**\$550.00**

### **Figurative Collage**

Maj Kalfus


**Wednesday | 10:00 AM - 12:00 PM**

**4 Weeks: January 10 - January 31**

#### **LEVEL: ALL LEVELS**

Experiment with techniques and approaches to create a visual narrative using a variety of found papers and a touch of water color or acrylic paint. Learn how to approach composition, placement and techniques for making permanent art. No Experience Necessary

**\$185.00**



### **Painting with Encaustics**

Nash Hyon

**Wednesday | 1:00 PM - 4:00 PM**

**8 Weeks: January 10 - February 28**

#### **LEVEL: ALL LEVELS**

Explore the medium that works with a mixture of beeswax and pigment, giving your paintings a beautiful surface and depth. Learn the techniques, methods and history of the medium. A demonstration will start each class, followed by time to experiment or create your own painting, with individual instruction. No painting experience necessary. The school will supply major equipment. Other supplies can be purchased locally or online. This is a small class that gives students individual attention.

**\$460.00**

### **Expanded Collage**

Carolyn Van Duyn

**Friday | 1:00 PM - 4:00 PM**

**10 Weeks: January 12 - March 15**

#### **LEVEL: ALL LEVELS**

This class offers a broad hands-on collage experience constructing artworks from multiple materials with divergent textures and dimensions including found fragments, paper, paint, and mixed media—incorporating drawing, acrylic and watercolor to build our compositions. As we develop our collages in workshop sessions, we will also be surveying and discussing collage as an important art historical medium. This overview provides an inspirational view into important masterworks and creating new ideas for artists to engage and experiment, especially expanding the boundaries of their own works in progress. Demonstrations of collage techniques will be on going each session.

**\$550.00**

## ***Oil & Cold Wax: Cultivating your Artistic Series***

Frances Eber

**Thursday | 10:00 AM - 1:00 PM**

**5 Weeks: January 18 - February 15**


**Saturday | 1:00 PM - 4:00 PM**

**5 Weeks: January 20 - February 17**

### ***LEVEL: ALL LEVELS***

Expand your creative horizons as we delve into the captivating world of oil and cold wax medium, focusing on the development of your own unique artistic voice. Through practical exercises and insightful discussions, you will explore the principles of composition, value, and contrast to create a well-developed series that truly reflects your creative vision. In this immersive course, we will draw inspiration from established artists known for their exceptional series work while empowering you to discover your own artistic identity. Through in-class demonstrations, individual feedback sessions, and group discussions, you will gain the technical skills and confidence to express your unique voice through oil and cold wax. Whether you're an experienced artist seeking to elevate your art or a passionate beginner ready to explore new possibilities, this course will ignite your creative spark and guide you toward creating a captivating series in oil and cold wax medium. Join us on this transformative artistic journey and unlock the potential within you.

**\$295.00**



## **ADULT WORKSHOPS**



## **PAINTING & DRAWING**

### ***Loosen Up!***

Souby Boski

**Sunday | 1:00 PM - 5:00 PM**

**1 Day: January 07**

Students will learn how to loosen up and apply their paint in a more gestural, painterly manner. Techniques and observations on what it will take to "loosen-up" your paintings. Nearly all of these tips have a common denominator - simplification. The more you simplify what you do, the more it frees your mind to concentrate on staying loose. Students will practice using bigger brushes, more paint and working faster. We will take color to new unexpected places, departing from realism.

**\$145.00**



### ***Learning from Clouds***

Jill Nichols

**Saturday | 10:00 AM - 4:00 PM**

**1 Day: January 13**

John Ruskin's, (19th century art critic), words still hold true, "It is a strange thing how little in general people know about the sky. It is the part of all creation in which nature has done more for the sake of pleasing man(kind), more, for the sole and evident purpose of talking to him and teaching him, than in any other of her works, and it is just the part in which we least attend to her. And yet we never attend to it, we never make it a subject of thought..." In this workshop, we will give clouds their due. Studying and creating cloud structures with the use of subtle values and colors. Jill will be demonstrating followed by students creating several cloud studies. Clouds are the essential ingredient in any landscape painting and lend themselves well to plasticity and abstractions.

**\$185.00**



### ***Beginner Watercolor Workshop***

Wendy MacCordy

**Saturday, Sunday | 10:00 AM - 1:00 PM**

**2 Days: January 13 - January 14**

Experience the fun of watercolor painting. This workshop is designed for students who are beginners in watercolors and would like to learn the fundamentals of the medium. We will explore watercolor materials, techniques, and color mixing in a relaxed atmosphere. There will be demonstrations every day and lots of individual attention. Bring your own photographs for painting inspiration.

**\$205.00**

### ***Silvermine Saturday: Fluid Acrylic Pours***

Nash Hyon

**Saturday | 2:00 PM - 4:00 PM**

**1 Day: January 20**

**Saturday | 2:00 PM - 4:00 PM**

**1 Day: February 03**

Come learn the techniques, tips and tricks of acrylic pours in this fun, interactive workshop. Learn various techniques to create abstract paintings without any painting experience. Each person will do two different pours on canvas that create multi-colored abstract designs.

**\$75.00**

### ***Color Alchemy Workshop***

Jill Nichols

**Saturday, Sunday | 10:00 AM - 4:00 PM**

**2 Days: January 27 - January 28**

This intensive two-day weekend workshop will accommodate beginner to advanced students in the exploration of color, the most complicated and elusive element in painting and design. Through a combination of lecture, demonstration, and hands-on we will unlock the mysteries of how we see color, the meaning of color, and the nuances of color mixing including an expanded palette for the advanced student. Students will investigate ways of creating dynamic color interactions and experiment with complementary colors, value, contrast, and temperature while gaining a greater understanding of color: science, theory, interactions, placement in composition, effects of light, and cultural and psychological meanings. Students will take away an enhanced working knowledge of color, nuances of color mixing, as well as handy reference materials.

**\$355.00**





### ***Learn to Paint in Oil***

C.J Guerin

**Saturday | 10:00 AM - 4:00 PM**

**1 Day: February 03**

This is an opportunity to try oil painting before investing in the materials. Students will learn about the unique and subtle qualities of painting in oil. We will cover materials, setting up a palette, mediums, color mixing and various oil painting techniques. This workshop will be aimed at creating a small landscape and still-life.

**\$185.00**



### ***Painting a Landscape from a Photo - Without Copying the Photo***

Joseph Fama

**Saturday | 10:00 AM - 2:00 PM**

**1 Day: February 10**

\*Prerequisite: Basic knowledge and experience in painting or drawing (101 Drawing or 101 Painting). The class will teach the student how to capture the spirit of a landscape scene. The student will take their own photos and paint from them. From their photos, the student will produce a value sketch to learn how to SEE the values. The value sketch will be the guide for the painting. They will also learn how to set up a palette for landscape painting. Students will learn to see and express color, values and the illusion of depth. Classes will include a lecture, demonstration, as well as individual instruction.

**\$145.00**

### ***Silvermine Saturday: Painting the Masters***

Nash Hyon

**Saturday | 2:00 PM - 4:00 PM**

**1 Day: February 10**

Learn to work with acrylic paints by painting your own version of a famous artist's painting. Art students have been doing this for generations and we will show you how to transfer the image along with basic acrylic painting techniques. You don't need to know how to draw! In the past we have done paintings by Van Gogh and Cezanne and Georgia O'Keefe. Have fun and create your own masterpiece!

**\$75.00**

### ***Acrylic Painting for the Beginner***

Joseph Fama

**Saturday | 10:00 AM - 2:00 PM**

**1 Day: February 17**

Learn the painting process with simple step-by-step exercises. Learn the basics with black and white paintings of a still life and landscape. Study the three primary colors and move on to full color painting in landscapes. Special attention devoted to "Power of Observation" and "Select Focus" and how to use these principles in landscape painting. Students will receive individual critiques and class demonstrations. Also, how to create a strong compositional design. Please bring a drawing or painting as a sample of your skill level.

**\$145.00**



### ***Expressive Abstract Painting Workshop***


Heather Neilson

**Sunday | 10:00 AM - 3:00 PM**

**1 Day: February 25**

In this workshop, you will practice abstract painting skills through a series of interesting and fun exercises using high quality mixed media paper, GOLDEN acrylic paint and a variety of tools. In the morning, Heather will guide you through exercises intended to help you understand the principles of Value, Color, Shape and Composition as it relates to abstract painting. You will have the opportunity to explore a larger abstract painting with Heather's guidance. Learn to loosen up, paint more expressively and create a mindset of play and experimentation. Experience the freedom and joy that comes from trusting your instincts and taming the inner critic in a warm and non-judgmental setting.

**\$210.00**



### ***Painting with Color & Light***

Jill Nichols

**Saturday, Sunday | 10:00 AM - 4:00 PM**

**2 Days: March 02 - March 03**

This workshop will focus on color relationships, including, color mixing, the effects of light, value, temperature, saturation, contrast, and composing with color. Jill will discuss and demonstrate color mixing, light, values, and composition. Students will create the optimal palette for their paintings. Can work from Jill's images or use one of their own. Open to acrylic and oil painters.

**\$355.00**

### ***Geometric Abstract Painting***


Eric Jiaju Lee

**Saturday | 1:00 PM - 4:30 PM**

**1 Day: March 02**

The goal workshop is to learn about and create geometric abstraction painting. Designed for all skill levels, students will learn approaches to thinking through geometry to create interesting and visually attractive work. Students will be guided in these approaches through the context of art historical examples such as the OpArt movement, the work of Al Held, Agnes Martin, Kenneth Noland, and aspects of Color Field Painting.

**\$120.00**



### ***Unblock your Creativity: Charcoal Drawing***

Frances Eber

**Saturday | 10:00 AM - 1:00 PM**

**1 Day: March 09**

Loosen up with charcoal. This exercise is designed to help you to let go of expectations and outcomes. It may seem like playtime, but it is serious work. It's about finding your visual language through rhythm and movement. We let ourselves go with the flow. Then, by looking with a viewfinder, we find gems hidden in the chaos. We do this by adding and subtracting from the original drawing. Erasing is as important to this process as the charcoal itself. You should be able to find at least four possible drawings from your initial drawing.

**\$110.00**

### ***Unblock your Creativity: Painted Collage***

Frances Eber

**Saturday | 10:00 AM - 1:00 PM**

**1 Day: March 16**

Painted Collage is an exercise designed to help you to let go of expectations and outcomes. It may seem like playtime, but it is serious work. Here, we are looking for large forms that can create dynamic compositions. We start by painting on blank sheets of paper. Using neutral colors like black, white. Some with drawings on them and others plain. Then we cut them up into random shapes and reconfigure adding more marks as we go. These shapes or motifs are essential to finding your unique vernacular.

**\$110.00**



### ***Silvermine Saturday: Fluid Acrylic Pours II***

Nash Hyon

**Saturday | 2:00 PM - 4:00 PM**

**1 Day: March 16**

Loved doing fluid acrylic pours? Acrylic Pours II will go beyond the "dirty" pour technique to two new ways to create unique, multi-colored abstract designs on canvas. The school supplies all materials but please bring boxes (pizza ones work best) or metal roasting pan that fits two 12 x 12 canvases to bring your WET canvases home while keeping them flat. Dress for a mess! Participant should have attended Acrylic Pour I.

**\$75.00**

### ***Introduction to Encaustic Painting (Hot Wax)***


Nash Hyon

**Saturday | 10:00 AM - 3:00 PM**

**1 Day: March 23**

Love how encaustic paintings look? Want to know more about it and try it out without a large investment of time or materials? In this workshop you will learn all the basics including, tools, techniques, and safety. After demonstrations, you will have time to work hands-on with this unique and historic medium that is gaining popularity among all types of artists. The school will supply all of the equipment. Please see our website for additional materials you should bring.

**\$175.00**





## **CERAMICS**

### ***Three-Day Wheel Intensive***

Jon Puzzuoli

**Wednesday - Friday | 10:00 AM - 2:00 PM**

**3 Days: January 03 - January 05**

Whether you are refining your skills on the potter's wheel or have never touched clay, this workshop will suit your needs. In this three-day workshop we will analyze the foundational skills need to make a vessel on the wheel. We will dissect and discuss the science behind each step so it is easy to understand. Starting with a bowl form on day one and then moving onto more complex shapes and decorating techniques in day two. Beginners will learn all the steps to creating on the wheel. Having a new prospective and working through stumbling points for intermediate students will be a strong focus. The last day of the workshop will be spent trimming, carving, polishing, and putting finishing details on the pieces made during the first two days.

**\$385.00**

### ***Wheel Throwing for Beginners***

Wendy Hower

**Saturday | 10:00 AM - 4:00 PM**

**1 Day: January 06**

Ever wanted to spend a day learning the basics of the pottery wheel? If so, this class is for you. Come spend the day with fellow beginners as they learn to create on the wheel. We will make plates, bowls and cylinders. All pieces will be bisque fired in the studio kiln and glaze fired as well. Clay and firing costs are included in the cost of the workshop.

**\$205.00**

### ***One Night Stand: On the Potter's Wheel***

Jon Puzzuoli

**Friday | 7:00 PM - 9:00 PM**

**1 Day: January 12**

---

**Friday | 7:00 PM - 9:00 PM**

**1 Day: January 26**

---

**Friday | 7:00 PM - 9:00 PM**

**1 Day: February 09**

**Friday | 7:00 PM - 9:00 PM**

**1 Day: February 23**

---

**Friday | 7:00 PM - 9:00 PM**

**1 Day: March 08**

Join us for a fun evening out with friends or family! The evening will start with a wheel throwing demonstration followed by an opportunity for you to learn how to throw on the potter's wheel. You'll create your very own bowl(s) which we will glaze and fire for you to pick up at a later date. We promise you'll have a blast and it will be a different experience for you. Bring a friend, family member or a date, and enjoy the evening. The pieces will take four to six weeks to fire, and the school office will notify you when pieces are ready to be picked up.

**\$75.00**





## **PRINTMAKING**

### ***Silvermine Saturday: Gel Plate Printing***

Nash Hyon

**Saturday | 2:00 PM - 4:00 PM**

**1 Day: January 27**

**Saturday | 2:00 PM - 4:00 PM**

**1 Day: February 17**

No experience needed! In this new, fun two hour workshop we will experience the magic of printing in multiple colors, design, textures and transfers using the gel plate. With water based paints multiple layers will be created by printing the same paper over and over. When these dry, the prints may be used for collage, cards, gift wrap or framed as finished artwork. You will be amazed at what you can make during the two hours of this workshop.

**\$75.00**

### ***Etching Refresher***

Andrew Murdoch

**Friday - Sunday | 9:00 AM - 12:00 PM**

**3 Days: February 16 - February 18**

Need to brush up on your etching skills? Want a brief introduction to a centuries-old printmaking process? Whether you have made an etching previously and want to get back into it, or are looking for another skill to add to your printmaking toolbox, this is the class for you. Students will create an image on a copper plate, etch the image into the metal and print the plate.

**\$370.00**



### ***A Crash Course in Aluminum Plate Lithography***

Andrew Murdoch

**Friday - Sunday | 9:00 AM - 12:00 PM**

**3 Days: March 01 - March 03**

Lithography is a printmaking process based on the principle that grease(oil) and water repel one another. Images are made using oil-based materials applied to the prepared surface. The image is then "processed", ensuring that the drawn areas accept ink and the open areas reject ink. Aluminum-Plate lithography is a variation on traditional stone lithography. Some advantages of the aluminum plate are the expedience of image processing, the lighter weight of the matrix, and no need for strong acids. Participants/Students will produce 1-2 images over the three-day workshop, able to printed in small editions. A variety of drawing methods and materials will be covered.

**\$330.00**



### ***Introduction to Relief Printing: Woodcuts***

Andrew Murdoch

**Monday - Wednesday | 9:00 AM - 12:00 PM**

**3 Days: March 18 - March 20**

Woodblock printing has been practiced, in one form or another, since 220 A.D. The process involves the removal of material (in this case, wood) allowing the raised areas to be inked and printed. During this workshop, students will develop images to be transferred to a wood block. This course will cover the use of basic carving tools and techniques to create an image that students will be able to print in small editions.

**\$290.00**



## **METAL & SCULPTURE**

### ***A Day to Weld!***

Justin Perlman

**Sunday | 10:00 AM - 4:00 PM**

**1 Day: January 07**

This workshop is for beginning students. If you have ever wondered what it would be like to weld or create something out of metal, this is the workshop for you. This is a hands-on workshop. Through demonstrations of equipment and safety rules you will create a piece of art. Students should wear cotton clothing with long-sleeves and long pants, work boots and no open toed shoes. Long hair must be tied back. Bring work gloves. All materials are provided.

**\$235.00**





## **JEWELRY & METALSMITHING**

### ***Fused Silver Dust Rings***

Maureen Henriques

**Sunday | 10:00 AM - 4:00 PM**

**1 Day: January 14**

**Saturday | 10:00 AM - 4:00 PM**

**1 Day: March 16**

**Saturday | 10:00 AM - 4:00 PM**

**1 Day: February 24**

What kind of dust is the cool kind? Silver dust! We will create an organic textured ring shank by fusing silver dust, create a bezel for a stone, and combine the two for a truly spectacular one of a kind ring! Some of the techniques learned will be how to figure and calculate ring size, silver fusing, bezel creation, soldering, and stone setting. (stones will vary)

**\$245.00**

### ***Sterling Silver Tube Set Earrings***

Maureen Henriques

**Saturday | 10:00 AM - 4:00 PM**

**1 Day: January 20**

**Sunday | 10:00 AM - 4:00 PM**

**1 Day: February 18**

Simple and Stylish. Tube setting is a sleek way to set round gemstones, and it's a great first step toward learning more complex settings. Students will create settings for faceted CZs using heavy wall sterling silver tubing, solder them to personalized sterling silver blanks, add ear wires, patina, polish and for the final step, set the stones. Stone colors will vary depending on availability. Experience is encouraged but not necessary.

**\$230.00**

### ***Sterling Silver Framed Pendant***

Maureen Henriques

**Saturday | 10:00 AM - 4:00 PM**

**1 Day: January 27**

**Sunday | 10:00 AM - 4:00 PM**

**1 Day: February 11**

**Sunday | 10:00 AM - 4:00 PM**

**1 Day: March 10**

Perfect for beginners! This bezel setting class will get you on your way to creating a variety of jewelry designs. Students will learn the process of how to create and solder bezels, texturing the backplate with a rolling mill, add embellishment, use of a miter jig and other studio tools, polishing and patina, and of course, setting the stone! (stones will vary)

**\$235.00**





### ***Sandcast Stick & Stone Pendant***

Maureen Henriques

**Sunday | 10:00 AM - 4:00 PM**

**1 Day: January 28**

---

**Sunday | 10:00 AM - 4:00 PM**

**1 Day: March 03**

This class offers an opportunity to learn the age-old art of sandcasting metal. Using real twigs and natural elements, students will learn the basics of making a mold in sand, melting metal and casting. We will then sand, file, solder, add patina, polish and bezel set a small stone to create a one-of-a-kind pendant that mother nature would surely envy! You will also learn about studio safety and safety guidelines for all types of techniques used within the Jewelry studio. At the end of the class, you will walk away with a stronger understanding of Jewelry making, a new set of skills to use to grow as a maker, and a beautiful pendant that you can take home to finish as you like. Experience is encouraged, but not required.

**\$270.00**



### ***Sterling Silver Spinner Rings***

Maureen Henriques

**Saturday | 10:00 AM - 4:00 PM**

**1 Day: February 10**

---

**Saturday | 10:00 AM - 4:00 PM**

**1 Day: March 09**

Spinner rings are just as fun to make as they are to wear! Using sterling silver sheet and wire, we will focus on simple ring construction, sizing, metal texturing, soldering, patina and polish. Experience is encouraged, but not necessary for this fidgety fun class.

**\$240.00**



### ***Split Shanks Bezel Set Ring***

Maureen Henriques

**Sunday | 10:00 AM - 4:00 PM**

**1 Day: February 25**

---

**Saturday | 10:00 AM - 4:00 PM**

**1 Day: March 02**

A great variation of the typical ring shank... This bezel setting class will get you on your way to creating a variety of jewelry designs. Students will learn the process of how to create and solder bezels, how to measure and calculate their ring size, create a split ring shank, use of a miter jig and other studio tools, polishing and patina, and of course, setting the stone! (stones will vary)

**\$250.00**







## **SPECIAL STUDIES**

### ***Design Your Own Fabric***

Anna Novakov

**Saturday | 10:00 AM - 3:00 PM**

**1 Day: February 10**

Have you ever wanted to create your own fabric designs? This introductory one-day workshop will guide you through the process of designing textile patterns using manual and digital processes. Students can work in a variety of mediums including, collage, drawing with markers, watercolor, stamps, yarn, tape and other manual processes to create an initial design. The instructor will then guide you through the process of creating basic repeated patterns, using Adobe Photoshop with which you can produce designs for pillow covers, curtains, scarves or many other applications. At the end of the workshop you will have your pattern manufactured and shipped directly to you. All supplies (except for manufacturing costs) are covered in the tuition. The cost of manufacturing varies from \$20-\$100 depending on whether you would like to create a yard of cotton fabric or produce a ready-to-wear silk scarf.

**\$155.00**



### ***Basic Book Arts***

Andrew Murdoch

**Monday - Wednesday | 1:00 PM - 4:00 PM**

**3 Days: February 26 - February 28**

Do you have drawings on loose pieces of paper that might look better if they were together? Students will learn a number of basic bookbinding techniques, constructing their own sketchbooks/notebooks or small artist books.

**\$290.00**





## PHOTOGRAPHY & DIGITAL ARTS

### *Basics of Your Digital Camera*

Bruce Dunbar

**Saturday | 10:00 AM - 2:00 PM**

**1 Day: January 20**

Become familiar and comfortable with your digital camera. We will go over all the basic controls of the digital camera. Students will also learn photography terms and learn the icons that appear on the camera's LCD screen. Students will learn by seeing some examples and by doing some shooting in class to have a visual record of some of the digital camera controls.

**\$145.00**

### *Photoshop for Painters*


Eric Urquhart

**Saturday | 10:00 AM - 4:00 PM**

**1 Day: February 03**

Take a deep dive into digital art. Learn how to use Photoshop from a painter's perspective in this hands-on workshop. We will cover basic setup and essential tools for drawing and painting in Photoshop. Experiment with brushes and even create your own in this digital painting intensive. This workshop is for beginner and intermediate students.

**\$175.00**



### *Design Your Own Fabric*

Anna Novakov

**Saturday | 10:00 AM - 3:00 PM**

**1 Day: February 10**

Have you ever wanted to create your own fabric designs? This introductory one-day workshop will guide you through the process of designing textile patterns using manual and digital processes. Students can work in a variety of mediums including, collage, drawing with markers, watercolor, stamps, yarn, tape and other manual processes to create an initial design. The instructor will then guide you through the process of creating basic repeated patterns, using Adobe Photoshop with which you can produce designs for pillow covers, curtains, scarves or many other applications. At the end of the workshop you will have your pattern manufactured and shipped directly to you. All supplies (except for manufacturing costs) are covered in the tuition. The cost of manufacturing varies from \$20-\$100 depending on whether you would like to create a yard of cotton fabric or produce a ready-to-wear silk scarf.

**\$155.00**

### ***iPhone Photography: All You Need to Know***


Bruce Dunbar

**Saturday | 10:00 AM - 2:00 PM**

**1 Day: February 10**

Learn to take full advantage of all the capabilities of your iPhone camera. During this class, you'll learn the tips and tricks of iPhone photography and how to make the most of your phone's camera, starting with photography basics; focus control and exposure. Composition and creativity will be discussed too. No experience necessary!

**\$145.00**



### ***iPad Art***

Eric Urquhart

**Saturday | 10:00 AM - 4:00 PM**

**1 Day: March 02**

In this workshop, we will go in-depth into the world of mobile painting apps. We will explore the various apps, learn their strengths and weaknesses, and learn how to master them. This is a hands-on workshop, so be prepared to learn through creating.

**\$175.00**

### ***Advanced Cyanotype Techniques***

Bruce Dunbar

**Saturday | 10:00 AM - 2:00 PM**

**1 Day: March 09**

This class will take participants beyond the basics of the Cyanotype process. Learn how to bleach and tone with botanicals and the science behind it. Explore the Wet Cyanotype technique to make unique prints. Discover the Cyanolumen printing process. All levels welcome. Before the workshop, students will receive information for preparing for the workshop.

**\$145.00**



## **MIXED MEDIA & COLLAGE**

### ***Unblock Your Creativity: Segmenting Exploration***

Frances Eber

**Saturday | 10:00 AM - 1:00 PM**

**1 Day: March 02**

In this exercise, we will divide the paper into multiple parts using tape. We will treat the surface as if it were just one canvas. We will achieve this by using a variety of marks that cover the entirety of the paper. The purpose is not to become too precious with our marks. Instead of treating the substrate as a single, intimidating surface, we will break it down into multiple components using tape. The goal of this exercise is to encourage freedom and experimentation with our artistic marks, allowing our creativity to flow without constraints.

**\$110.00**

### ***Abstract Mixed Media Collage***

Heather Neilson

**Sunday | 10:00 AM - 3:00 PM**

**1 Day: March 10**

In this workshop, you will create Abstract Mixed Media collages on high quality mixed media paper using a variety of papers, GOLDEN acrylic paint and other tools. You will explore and learn the basic principles of Value, Color, Composition and Shape as it relates to Abstract Mixed Media Collage. Heather will guide you to trust your instincts, experiment, have fun and use your unique voice in your work. Some painting or collage skills are preferred but not required.

**\$210.00**



### ***Unblock your Creativity: Painted Collage***

Frances Eber

**Saturday | 10:00 AM - 1:00 PM**

**1 Day: March 16**

Painted Collage is an exercise designed to help you to let go of expectations and outcomes. It may seem like playtime, but it is serious work. Here, we are looking for large forms that can create dynamic compositions. We start by painting on blank sheets of paper. Using neutral colors like black, white. Some with drawings on them and others plain. Then we cut them up into random shapes and reconfigure adding more marks as we go. These shapes or motifs are essential to finding your unique vernacular.

**\$110.00**

### ***Introduction to Encaustic Painting (Hot Wax)***

Nash Hyon

**Saturday | 10:00 AM - 3:00 PM**

**1 Day: March 23**

Love how encaustic paintings look? Want to know more about it and try it out without a large investment of time or materials? In this workshop you will learn all the basics including, tools, techniques, and safety. After demonstrations, you will have time to work hands-on with this unique and historic medium that is gaining popularity among all types of artists. The school will supply all of the equipment. Please see our website for additional materials you should bring.

**\$175.00**





## YOUTH COURSES



### PAINTING & DRAWING

#### ***Creating Comics (Ages: 10-13)***

Timothy Cronin

**Tuesday | 4:00 PM - 6:00 PM**

**10 Weeks: January 09 - March 12**

Comics is the art of words and pictures together to tell a story. In this course. Students will work to strengthen their personal drawing styles as well as learning comics fundamentals including storytelling, pacing, layout, composition, penciling and inking techniques. The goal of the class is to have the students create their own mini- comic.

**\$470.00**

#### ***Portfolio Development: Youth Portrait Drawing (Ages 14-17)***


Justin Wiest

**Tuesday | 4:30 PM - 6:30 PM**

**10 Weeks: January 09 - March 12**

Drawing is the most essential skill to have as a young artist. Drawing the portrait is one of the most demanding undertakings for any artist. This class will break down the process of setting the model with pose and lighting, in which the artist is most advantaged. We will cover the block-in, shadow massing, and edge resolution. In the end the student will have a masterful drawing complimented with a noticeable likeness. All levels are welcome and demonstrations will be presented.

**\$560.00**



#### ***Youth Art Studio: Sketching & Painting (Ages: 9-13)***

Wendy MacCordy

**Tuesday | 4:30 PM - 6:30 PM**

**10 Weeks: January 09 - March 12**

Students of all levels of experience who want to explore the magic of drawing and painting are invited to join this fun class. Through group and one-on-one instruction, students will be introduced to the fundamentals of color, line, and texture and shape techniques while exploring different styles of modern artists. Projects include drawing and painting from still life, landscape, portraiture and students' own creations.

**\$470.00**

### **Youth Art Studio (Ages: 13-17)**

C.J Guerin

**Thursday | 4:30 PM - 6:30 PM**

**10 Weeks: January 11 - March 14**

Students will explore drawing, oil painting, printmaking and 3D work. We will learn the basics of each genre with an opportunity to learn about perspective, color mixing, composition etc. Students will be encouraged in finding their own personal voice with teacher support and guidance. This is a springboard class.

**\$470.00**



### **Mixed Media Art (Ages: 6-9)**

Martha Bloom

**Friday | 4:00 PM - 6:00 PM**

**10 Weeks: January 12 - March 15**

Mixed Media is a good way to keep one's hand in all the fine art mediums like drawing painting printing collage assemblage and with their combinations. During the session there will be drawing from the model, still life and imaginative work. Painting both abstract and realistic collage using collected imagery, assemblage using 3D objects some sculpture with found objects and clay. A combination of mediums will be practiced as Mixed Media can incorporate personal expression. There will be an emphasis of working in one own style favored pallet.

**\$470.00**



### **Mixed Media Art (Ages: 6-9)**

Martha Bloom

**Monday | 4:00 PM - 6:00 PM**

**8 Weeks: January 08 - March 11**

Mixed Media is a good way to keep one's hand in all the fine art mediums like drawing painting printing collage assemblage and with their combinations. During the session there will be drawing from the model, still life and imaginative work. Painting both abstract and realistic collage using collected imagery, assemblage using 3D objects some sculpture with found objects and clay. A combination of mediums will be practiced as Mixed Media can incorporate personal expression. There will be an emphasis of working in one own style favored pallet.

**\$400.00**





## **CERAMICS**

### ***Introduction to the Potter's Wheel (Ages: 14-17)***

Zach Dunn

**Monday | 4:30 PM - 6:30 PM**

**8 Weeks: January 08 - March 11**

Have you always wanted to try throwing? This is the class for you! Enroll in this class taught by an experienced and nationally recognized ceramic artist. Students will learn the basics of throwing on the potter's wheel, from centering to trimming. In addition to mastering the basics, various decorating, altering, and finishing techniques will be utilized. Cups, mugs, bowls, plates, and other forms will be explored. Finished pieces will be glazed and ready for use. Class demonstrations as well as individual instruction will be provided. No prior experience is required.

**\$410.00**



### ***Ceramics: Exploring Handbuilding (Ages: 10-13)***

Zach Dunn

**Tuesday | 4:30 PM - 6:30 PM**

**8 Weeks: January 09 - February 27**

During this course, your child will create multiple 3-D works of art from clay. Each session will involve making different objects from their imagination through various projects and guidelines. Slabs, pinch pots, coils, and additional techniques will be utilized and explored. The artworks created will have underglaze applied to add color and excitement to the finished creations.

**\$410.00**







## **PRINTMAKING**

### ***Relief Printmaking (Ages: 14-17)***

Evelyn Harvey

**Tuesday | 4:00 PM - 6:00 PM**

**8 Weeks: January 09 - February 27**

This course explores the process of relief printing by reducing the printable surface through carving tools to create an image. Students sketch and plan their own unique design, carve a block, prepare paper, ink, and print a final image. Students determine their image by considering the carving process, inking, and layering abilities of printing. Through instructor demonstrations students develop their own design, and implement the relief printmaking process. The course encourages group critique and discussion, and provides one on one instructor feedback.

**\$355.00**



## **METAL & SCULPTURE**

### ***Portfolio Development: Fundamentals of Portrait Sculpture (Ages: 14-17)***

Julia Murphy

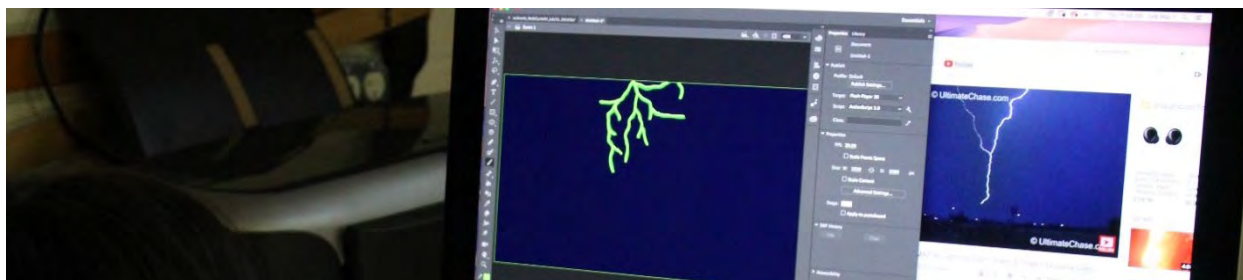
**Thursday | 4:30 PM - 7:00 PM**

**6 Weeks: January 11 - February 22**

In this fun, hands-on course, students will learn to confidently build a portrait in terracotta clay! Beginning with armature construction, they will learn the ceramic and sculpture techniques to build a  $\frac{3}{4}$  scale bust and prepare it for successful firing in a kiln. Foundational concepts such as symmetry, proportion, and basic anatomy will be taught using the Asaro (Planes of the Head) method. Students will then refine their sculptures by working from a live model, learning to achieve likeness using common-sense, relatable techniques. No experience with clay is necessary, and students preparing portfolios for college or atelier admission are especially encouraged to join. The concepts covered in this course can be transformative for serious art students already learning the figure in drawing and painting. Additional firing fees apply.

**\$410.00**





## PHOTOGRAPHY & DIGITAL ARTS

### *Unlock your Graphic Design Skills: Create Flyers & Brochures in Photoshop (Ages: 14-17)*

Bridget Pavalow

**Wednesday | 4:00 PM - 6:00 PM**

**6 Weeks: February 07 - March 13**

Are you interested in pursuing a career in graphic design? Join our exciting course which offers a unique opportunity to develop your graphic design skills and kickstart your portfolio development. You will gain hands-on experience and confidence in the use of Photoshop's tools while focusing on directives in the creation of flyers and brochure. This course will cover design essentials such as color theory, typography, and color values which will make your designs stand out from the crowd. Build on the basics and develop design skills for the creation of promotional materials for events, workshops or personal projects. These invaluable skills will help you to build your portfolio and set you on a path of success in the field of graphic design

**\$315.00**

### *Introduction to Photoshop: Body Positive Character Design (Ages: 14-17)*

Bridget Pavalow

**Monday | 4:00 PM - 6:00 PM**

**8 Weeks: January 08 - March 11**

This character design course, for students ages 15-17, cordially invites you to unlock your artistic skills and uncover the capabilities of Photoshop. Students will gain hands-on experience in the use of Photoshop's tools, while delving into character design. We will celebrate diversity and inclusivity by using various shapes and sizes to build an authentic and unique digital character. Experimenting with color theory, light, shadow and much more will add life and personality to your characters. By the end of the class, you will have created a fun and meaningful character design and gained the confidence of a digital artist!

**\$400.00**





## **MIXED MEDIA & COLLAGE**

### ***Mixed Media Art (Ages: 6-9)***

Martha Bloom

**Friday | 4:00 PM - 6:00 PM**

**10 Weeks: January 12 - March 15**

Mixed Media is a good way to keep one's hand in all the fine art mediums like drawing painting printing collage assemblage and with their combinations. During the session there will be drawing from the model, still life and imaginative work. Painting both abstract and realistic collage using collected imagery, assemblage using 3D objects some sculpture with found objects and clay. A combination of mediums will be practiced as Mixed Media can incorporate personal expression. There will be an emphasis of working in one own style favored pallet and with interests and issues unique to each student -incorporated into their work Careful individual instruction and suggestions will be offered with some class discussion about art making artists techniques.

**\$470.00**

### ***Mixed Media Art (Ages: 6-9)***

Martha Bloom

**Monday | 4:00 PM - 6:00 PM**

**8 Weeks: January 08 - March 11**

Mixed Media is a good way to keep one's hand in all the fine art mediums like drawing painting printing collage assemblage and with their combinations. During the session there will be drawing from the model, still life and imaginative work. Painting both abstract and realistic collage using collected imagery, assemblage using 3D objects some sculpture with found objects and clay. A combination of mediums will be practiced as Mixed Media can incorporate personal expression. There will be an emphasis of working in one own style favored pallet and with interests and issues unique to each student -incorporated into their work Careful individual instruction and suggestions will be offered with some class discussion about art making artists techniques.

**\$400.00**



# YOUTH WORKSHOPS



## PAINTING & DRAWING

### *Art Express (Ages: 7-9)*

Karen Siegel

#### *Neon Art*

Tuesday | 4:30 PM - 6:30 PM

1 Day: January 09

#### *Food as Art*

Saturday | 10:00 AM - 12:00 PM

1 Day: January 13

#### *Cartoons & Superheroes*

Tuesday | 4:30 PM - 6:30 PM

1 Day: January 16

#### *Pet Portraits: Drawing from a Live Dog Model*

Tuesday | 4:30 PM - 6:30 PM

1 Day: January 23

#### *Pop Art Portraits*

Tuesday | 4:30 PM - 6:30 PM

1 Day: March 05

#### *Creating Mandalas*

Saturday | 10:00 AM - 12:00 PM

1 Day: March 09

#### *Pet Portraits: Drawing from a Live Dog Model*

Tuesday | 4:30 PM - 6:30 PM

1 Day: March 12

Come investigate and innovate as we experiment with different art forms and materials. Students will develop their own personal visual vocabulary and style. Materials will include inks, watercolor, oil sticks and more!

*List of materials: All materials are provided for this offering*

\$110.00



### **Art Express (Ages: 7-9)**

Karen Siegel

*Drawing – Painting the Figure*

**Saturday | 10:00 AM - 12:00 PM**

**1 Day: March 16**

Come investigate and innovate as we experiment with different art forms and materials. Students will develop their own personal visual vocabulary and style. Materials will include inks, watercolor, oil sticks and more!

*List of materials: All materials are provided for this offering.*

**\$125.00**

### **Art Express (Ages: 10-13)**

Karen Siegel

*Neon Art*

**Wednesday | 4:30 PM - 6:30 PM**

**1 Day: January 10**

---

*Food as Art*

**Saturday | 12:30 PM - 2:30 PM**

**1 Day: January 13**

---

*Cartoons & Supreheros*

**Wednesday | 4:30 PM – 6:30 PM**

**1 Day: January 17**

Come investigate and innovate as we experiment with different art forms and materials. Students will develop their own personal visual vocabulary and style. Materials will include inks, watercolor, oil sticks and more!

**\$110.00**

*Drawing – Painting the Figure*

**Saturday | 12:30 PM – 2:30 PM**

**1 Day: March 16**

*Pet Portraits: Drawing from a Live Dog*

**Wednesday | 4:30 PM - 6:30 PM**

**1 Day: January 24**

---

*Creating Mandalas*

**Saturday | 12:30 PM – 2:30 PM**

**1 Day: March 09**



## **CERAMICS**

### **Family Wheel Day: Valentine's Heart Bowls (Ages: 5 & Up)**

Jon Puzzuoli

**Sunday | 10:00 AM - 12:30 PM**

**1 Day: February 04**

Spend a loving afternoon creating a heart shaped bowl on the potter's wheel with your child. Together we will prep the clay, create a bowl on the potter's wheel and then explore a variety of way to shape the bowl into a heart and embellish with decoration. After the creating is done, we will use underglazes to add color to the projects.

**\$145.00**





## **PRINTMAKING**

### **Youth Printmaking (Ages: 14-17)**

C.J Guerin

**Saturday | 10:00 AM - 3:00 PM**

**1 Day: January 13**

Students will be working in the professional printmaking studio, on the etching press, to create monotypes, collagraphs, and transfers. Various papers and inks will be used as we explore the exciting genre of "printmaking" ! There will be reference to famous prints and artists who used the unique quality of printmaking in their work.

**\$220.00**



## **PHOTOGRAPHY & DIGITAL ARTS**

### **Introduction to Canva: Create Vision Boards to Manifest your Dreams (Ages: 10-13)**

Bridget Pavalow

**Saturday | 10:00 AM - 1:00 PM**

**1 Day: January 13**

Manifest your dreams into reality with vision boards via Canva. In this transformational workshop, you will reflect on your inner desires to recreate them into your personal life and career. You' will learn how to create an appealing vision board of images you resonate the most with to cultivate your journey. You will be guided by hands-on experience in developing your own brand kit while learning Canva's tools. Students will explore typography, letter and line spacing, implementation of prepared shapes and designs. This gratifying workshop will teach you how impactful visuals are when learning the right tools and integrating your dreams into reality.

**\$130.00**



## ***Introduction to Canva: Create Vision Boards to Manifest your Dreams (Ages: 14-17)***

Bridget Pavalow

**Saturday | 10:00 AM - 1:00 PM**

**1 Day: January 20**

Manifest your dreams into reality with vision boards via Canva. In this transformational workshop, you will reflect on your inner desires to recreate them into your personal life and career. You will learn how to create an appealing vision board of images you resonate the most with to cultivate your journey. You will be guided by hands-on experience in developing your own brand kit while learning Canva's tools. Students will explore typography, letter and line spacing, implementation of prepared shapes and designs. This gratifying workshop will teach you how impactful visuals are when learning the right tools and integrating your dreams into reality.

**\$130.00**



## **MIXED MEDIA & COLLAGE**

### ***Sunday Mornings at Silvermine (Ages: 5-10)***

Marta Kot

*Winter Night Scene*

**Sunday | 9:00 AM - 1:00 PM**

**1 Day: January 14**

---

*Winter Clay Birds*

**Sunday | 9:00 AM - 1:00 PM**

**1 Day: January 28**

---

*The Artist We Love: My Happy Zineartine*

**Sunday | 9:00 AM - 1:00 PM**

**1 Day: February 11**

Children explore with creativity and express themselves in a unique and personal way. Skills and techniques will be developed while painting, drawing, sculpting and making friends. Materials may include charcoal, fabric, paint, clay, watercolors, oil pastels, wood, foam, beads and glitter dust, more. View individual class offerings for a full description of the theme!

**\$160.00**

*Painting with Minimal Colors*

**Sunday | 9:00 AM - 1:00 PM**

**1 Day: March 10**

---

*It's Raining Clay Dogs & Cats*

**Sunday | 9:00 AM - 1:00 PM**

**1 Day: March 24**



### **School Break Studio Art Jams (Ages: 5-10)**

Marta Kot

*Winter Light & Sparkle*

**Monday | 9:00 AM - 1:00 PM**

**1 Day: January 15**

---

*Winter Portrait Painting*

**Monday | 9:00 AM - 1:00 PM**

**1 Day: February 19**

---

*Architecture in Art: Buildings & Places*

**Tuesday | 9:00 AM - 1:00 PM**

**1 Day: February 20**

---

*Painting a Personal Snow Person*

**Wednesday | 9:00 AM - 1:00 PM**

**1 Day: February 21**

---

*Amazing Animals & their Features*

**Wednesday | 9:00 AM - 1:00 PM**

**1 Day: March 13**

---

*The Very Special Self Portrait*

**Thursday | 9:00 AM - 1:00 PM**

**1 Day: March 14**

---

*Clay Handbuilding*

**Friday | 9:00 AM - 1:00 PM**

**1 Day: March 29**



Children will discover the beauty and magic of expression while exploring a variety of materials in each studio session. Skills and techniques will be developed while painting, drawing, sculpting and making friends. Materials may include charcoal, fabric, paint, clay, watercolors, oil pastels, wood, foam, beads and glitter dust, more. View individual class offerings for a full description of the theme!

**\$160.00**

### **School Break Studio Art Jams (Ages: 5-10)**

Marta Kot

*Winter Forest*

**Thursday | 1:30 PM - 4:30 PM**

**1 Day: February 22**

Children will discover the beauty and magic of expression while exploring a variety of materials in each studio session. Skills and techniques will be developed while painting, drawing, sculpting and making friends. Materials may include charcoal, fabric, paint, clay, watercolors, oil pastels, wood, foam, beads and glitter dust, more. View individual class offerings for a full description of the theme!

**\$130.00**





### **School Break Studio Art Jams (Ages: 5-10)**

Marta Kot

*Amazing Winter Animals*

**Friday | 9:00 AM - 1:30 PM**

**1 Day: February 23**

Children will discover the beauty and magic of expression while exploring a variety of materials in each studio session. Skills and techniques will be developed while painting, drawing, sculpting and making friends. Materials may include charcoal, fabric, paint, clay, watercolors, oil pastels, wood, foam, beads and glitter dust, more. View individual class offerings for a full description of the theme!

**\$180.00**



### **School Break Studio Art Jams (Ages: 5-10)**

Marta Kot

*Sculpting with 1000 Pieces of Wood*

**Monday, Tuesday | 9:00 AM - 1:00 PM**

**2 Days: March 11 - March 12**

Children will discover the beauty and magic of expression while exploring a variety of materials in each studio session. Skills and techniques will be developed while painting, drawing, sculpting and making friends. Materials may include charcoal, fabric, paint, clay, watercolors, oil pastels, wood, foam, beads and glitter dust, more. View individual class offerings for a full description of the theme!

**\$305.00**

