

Silvermine

Spring
2024



Silvermine School of Art

Figure Model in Painting Class c.1980

Spring Session

April 1 – June 2

School Closed: Memorial Day – May 27

Summer Art Studios

June 17 – August 23

School Closed: Independence Day – July 4

Summer Adult

June 24 – August 18

Registration Opens: May 7, 9:00am

School Closed: Independence Day – July 4

Want to Register Early?

Become a Silver Benefactor today!
Donations totaling \$1,000 or more annually entitle you to register before the general public.

[Click here](#) to make your donation.

Give the Gift of Art

Gift Certificates for workshops and courses are available in any denomination. Please call 203-966-9700 ext.2 to make your purchase.

Registration Information

Need Help Choosing a Course?

If you need assistance in your selection, contact the school office at 203-966-9700, ext. 2 or schoolregistrar@silvermineart.org

How to Register?

Online: www.silvermineart.org

Phone: 203-966-9700, ext. 2

**NO IN-PERSON REGISTRATION
OR EMAIL**

Open Sketch

These sessions are open to the public, ages 16 & up and provide the opportunity to work in a studio environment from a live model, in the artist's preferred medium. We have a maximum capacity of 12 students per session.

Models are of male and female genders and are nude for all bookings except the first Friday of every month.

Open Sketch sessions are all walk-in. Students work independently, no instruction provided. Payment is made in CASH or CHECK (exact change only). There is no payment through credit card.

Schedule:

Monday: 1:00 PM – 4:00 PM | **\$20.00**

Wednesday: 6:30 PM – 9:30 PM | **\$20.00**

Friday: 10:00 AM – 3:30 PM | **\$30.00**

For more information, please [click here](#).

School Office Hours

Monday – Friday

Hours: 9:00 AM – 5:00 PM

Phone: 203-966-9700, ext. 2

1028 Silvermine Rd, New Canaan, CT

The school office is located across the street from the main building, to the left of the Silvermine Market.

Enrollment & Withdrawal Policies

The Silvermine School of Art continues its legacy of art education by offering programs for students of all ages, in all levels of proficiency from beginner to advanced.

Policies regarding withdrawals and reimbursements vary based on program type (courses, workshops, summer art studios).

Please be sure to familiarize yourself with all applicable policies prior to your registration.

[Click here](#) to view the policies.

General Studio Policies

[Click here](#) to view the full list of policies.

All studio scheduling is at the discretion of Silvermine Art Center Administrative Staff. Students attending programs at Silvermine Art Center are permitted to utilize the facilities during scheduled program times only and must adhere to the general policies set forth below.

Arrival/Set Up:

If the studio set up is complete, students may enter the classroom 15 minutes before their class time to prepare. If the set-up is not complete, students must wait outside of the classroom until permitted to enter.

Departure/Clean Up:

Our studios are multi-use spaces operating 7 days a week. Students are expected to clean their individual spaces and be prepared to exit the class on time. In the event that additional time is needed students must be prepared to leave the classroom no more than 10 minutes after the scheduled end time of the program.

- It is imperative that neither paint nor solvents are poured directly into the sinks. If you are unsure of the right way to clean your palette or brushes, please be sure to speak with your instructor
- Please be mindful of our energy usage and be sure to close all doors & windows upon your exit

For the safety of students aged 16 or younger, parents are required to drop off and pick up students at the studio location. Youth students may not be dropped off in the parking lot.

School Events

Draw Until You Drop - June 9

[Click here](#) for more information and to register.



Contents

Adult Courses	3-26
Adult Workshops	26-36
Youth Courses	36-40
Youth Workshops	41-42

Beginner (for students with little to no experience)

Intermediate (for students with a strong grasp of basic techniques)

Advanced (for students with significant experience and ability to work with some independence)

All Levels (for beginner, intermediate and advanced students)

ADULT COURSES



PAINTING & DRAWING

Abstract Painting in Mixed Media

Frances Eber

Monday | 1:00 PM - 4:00 PM

4 Weeks: April 1 - April 22

LEVEL: ALL LEVELS

Are you looking for a creative adventure? Join us for a 4-week artistic journey in our class: 'Abstract Painting in Mixed Media' This course offers a relaxed and open environment to explore and nurture your unique artistic style. We'll work with a mix of techniques like acrylic underpainting, oil, cold wax, and galkyd gel to create a variety of effects. You can choose to work with acrylic, oil, or a combination of all — whatever suits your style. Throughout the class, we will explore how other artists found their unique styles. You'll be inspired by their journeys and receive guidance to help you uncover your own creative voice. This is a safe space where you can experiment, learn, and watch your artistic expression grow. It's a supportive community that encourages you to explore and enjoy the process of making art.

\$245.00

Basic Techniques of Watercolors

Alex McFarlane

Monday | 9:30 AM - 12:30 PM

8 Weeks: April 1 - May 20

LEVEL: BEGINNER - INTERMEDIATE

This course is for beginners and experienced students who want to progress. Watercolor painting is about technical skills that can be learned. There will be a demonstration at the beginning of each class. How to relax and be comfortable while using watercolors is encouraged. In addition, inventive compositions for still life, figure and landscape will be encouraged.

\$440.00



Beginner Drawing

Evelyn Harvey

Monday | 9:00 AM - 12:00 PM

8 Weeks: April 1 - May 20

Wednesday | 6:00 PM - 9:00 PM

8 Weeks: April 3 - May 22

LEVEL: BEGINNER

A beginner drawing class designed to develop basic drawing skills to create a three dimensional illusion onto a flat surface using drawing tools and paper. The class explores line expression, line variation, scale and proportion, depth, composition, and value to render an image. Utilizing a still life to draw from and instructor demonstrations, student implement these drawing skills into their own work. The course encourages group critique and discussion, and provides one on one instructor feedback.

\$440.00

Copying from the Masters

Justin Wiest

Monday | 9:30 AM - 12:30 PM

8 Weeks: April 1 - May 20

LEVEL: INTERMEDIATE-ADVANCED

Copying old master works was a time-tested tradition throughout the ages. Students will work from high quality reproductions and be led through a step-by-step approach to thinking and working in the old master manner. Beginning with the drawing, then capturing and slowly building the layers of paint with glazes mixed with chalk and oil, students will learn the full process, which they can then introduce into their own methods of painting. Reproductions will be provided for the students.

\$440.00



Introduction to the Art of Drawing

Alex McFarlane

Monday | 1:00 PM - 4:00 PM

8 Weeks: April 1 - May 20

LEVEL: BEGINNER - INTERMEDIATE

We begin by learning how to measure using our eye, how to create the proportions of our subject. When applying these methods of measurement and proportion, we give drama and expression to our drawings. Learn about shading, perspective and composition. Subjects include basic forms, the figure, portrait and landscapes. Every class will start with a demonstration and individual attention is given to each student.

\$470.00

Portrait & Composition

Justin Wiest

Tuesday | 6:30 PM - 9:30 PM

6 Weeks: April 2 - May 7

LEVEL: BEGINNER

This class will cover the standard approach in capturing a likeness while experimenting with lighting and elements adjacent to the model. Mood can be created by blocking light or by its direction. We will also discuss the activity that backgrounds can offer. Examples and demonstrations will be given.

\$415.00

Drawing in Harmony

Timothy Cronin

Tuesday | 6:30 PM - 8:30 PM

7 Weeks: April 2 - May 21

LEVEL: ALL LEVELS

In this course students will learn to draw using the mind, eye and hand in harmony. Students are encouraged to find their own 'voice' and 'story' within their drawings. Emphasis will be on observational drawing while learning composition, line, form and value. This Class is meant for all levels of artist. Beginners looking for foundational skills or experienced artists wanting to strengthen their craft.

\$290.00



Abstract Painting with Eric Jiaju Lee

Eric Jiaju Lee

Tuesday | 1:00 PM - 4:00 PM

8 Weeks: April 2 - May 21

LEVEL: BEGINNER

The purpose of this course is to learn how to engage abstraction through painting. Designed for all skill levels, students will learn various approaches to abstract painting. Students will be guided in some of these approaches through the context of art historical examples. Students will also be encouraged to discover their own personal approach to abstract painting. The ideas and techniques that students will learn are: semi to absolute abstraction, geometric abstraction, organic abstraction, process-based abstraction, and atmospheric abstraction. To achieve certain results, students will be learning new and unique approaches that depart, sometimes wildly, from traditional painting methods. Ultimately, this course is meant to demystify what abstract art is, and to allow students to experience the powerful expressiveness of abstract painting.

\$440.00



Watercolor Landscapes

Wendy MacCordy

Tuesday | 9:30 AM - 12:30 PM

8 Weeks: April 2 - May 21

LEVEL: ALL LEVELS

The fundamentals of watercolor will be taught and the emphasis will be on becoming comfortable with the spontaneous nature of the medium. We will focus on how to capture light filled landscape paintings by using the white of the watercolor paper. Demonstrations will be given at the beginning of each class. Bring your own landscape photographs as a reference.

\$440.00

The Art of Still Life Painting

Justin Wiest

Tuesday | 1:00 PM - 4:00 PM

8 Weeks: April 2 - May 21

LEVEL: INTERMEDIATE-ADVANCED

The class will investigate various styles of still life painting such as Dutch, French, and Impressionist. Each student will have their own setup which the instructor will help light and compose. Discussions of shape, color, and edges will start off each class. Still life is a great way to engage with the many topics that arise with oil, acrylic, and watercolor. The instructor will give technical demonstrations throughout the semester. Drawing experience is helpful.

\$440.00

Intermediate Still Life & Landscape Painting

Kirill Doron

Tuesday | 9:30 AM - 12:30 PM

8 Weeks: April 2 - May 21

LEVEL: INTERMEDIATE-ADVANCED

This course is for students with some background in drawing or painting. Working with landscape or still life, beginning oil painters will learn the fundamentals, including color, composition, form, and materials. Intermediate oil painters can hone existing skills and explore more complex challenges.

\$440.00



Drawing the Figure

Donna Forma

Tuesday | 12:30 PM - 3:30 PM

8 Weeks: April 2 - May 21

LEVEL: ALL LEVEL

Good drawing is the foundation of so many art endeavors; painting, sculpture, print making, etc. Concentration will be placed on working from a live model with emphasis on learning the value and importance of how we treat line and its many meanings, i.e., direction of planes, forms, tones, and massing with importance of varying its lightness and darkness, thickness and thinness. We will learn the importance of using the light source in creating line, shadow, and form, all the while realizing underlying bones and muscles shape the surface of forms. Thinking of masses as simple geometric forms, i.e., cylindrical, block-like, circular, etc., helps in deciding how to define them. We will also copy from master drawings which will help in analyzing how works are communicated. Proportion sheets and skeleton reference will be employed. My top priority is for students to learn, progress and most importantly have fun.

\$550.00

Spring into Plein Air

Justin Wiest

Wednesday | 9:30 AM - 12:30 PM

6 Weeks: April 3 - May 8

LEVEL: BEGINNER

The spring season revitalizes the landscape painter with new growth and color. Residual winter shapes and palettes offer a unique contrast as well. Long shadows and thin canopies make this season optimal for strong compositions. This class will take a direct approach by making painterly statements and anticipating the changes that occur as the day progresses. First class will be on campus and all media is welcome.

\$335.00

Abstract Painting: Dynamics of Symbols and Color in Composition

Dmitri Wright

Wednesday | 9:00 AM - 12:00 PM

7 Weeks: April 3 - May 22

Wednesday | 1:00 PM - 4:00 PM

7 Weeks: April 3 - May 22

LEVEL: ALL LEVELS

Develop your own unique personal vision as an abstract painter and explore new ideas via the art of the creative process. Focus will be on the abstracted from the representative - figure, landscape or floral in applying one's personal perception, temperament and aesthetical beauty for more expressive freedom in chosen subject. There will be presentations of color and compositional theory, in addition to playful exercises in working large. Students at all levels are welcome to work in any medium of their choice. Bring an Artist Journal and any supplies you are already working in.

\$390.00

Big Picture: Choose Your Theme Figure, Landscape, or Still Life

Alex McFarlane

Wednesday | 1:00 PM - 4:00 PM

8 Weeks: April 3 - May 22

LEVEL: ALL LEVELS

This course is ideal for someone who wants to start, execute and finish one painting or drawing. For the narrative artist, there will be a sustained pose for the entire session. The still life artist will have an individual set-up tailored to meet his or her needs. For the landscape artist, there will be individual guidance in making nature look natural. There will be demonstrations.

\$440.00



Painting with Encaustics


Nash Hyon

Wednesday | 1:00 PM - 4:00 PM

8 Weeks: April 3 - May 22

LEVEL: INTERMEDIATE-ADVANCED

This 8 week class is for students with encaustic experience who want to continue their practice with this medium. Qualifying experience includes having taken the mini-course Encaustic Painting for Beginners. Consideration will also be given to students who have attended the workshop, Introduction to Encaustic Painting, or a 2 hour private session with Nash or with another encaustic instructor, this is not a class for beginners. During class we will focus on each students skills going beyond the basics, content driven series and professional development.



Painting 101: Foundation Painting

Alex McFarlane

Wednesday | 9:30 AM - 12:30 PM

8 Weeks: April 3 - May 22

LEVEL: BEGINNER - INTERMEDIATE

This course is for beginning and intermediate students who want to learn the techniques and procedures necessary for painting in oils or acrylics. Basic skills in drawing, composition, mixing and applying paint will be demonstrated. Subject matter will include still life, figure, portrait and landscape. You will be guided through the foundation steps towards a satisfying work of art.

\$480.00

WOW! The Many Facets of Pen, Ink & Watercolor

Nancy McTague-Stock

Wednesday | 1:15 PM - 2:45 PM

8 Weeks: April 3 - May 22

LEVEL: ALL LEVELS

This course introduces you to the many possibilities inherent in using pen and ink along with watercolor! The focus will be on teaching you not only the basic techniques of each medium, but also to assist each student in creating work that is truly their own voice, not the voice of the instructor or anyone else! From landscape to floral to portraiture to abstraction, to illustrated writing/journaling, all genres of interest are welcome. My passion lies in bringing out the artist in YOU! Artists, dabblers, writers are all welcome to explore the virtues of pen and ink and watercolor, both separately and together, all while learning, sharing and having FUN!!! No experience required...just your energy and interest!

\$480.00

Pastel Painting

Nomi Silverman

Thursday | 1:00 PM - 4:00 PM

5 Weeks: April 4 - May 2

LEVEL: ALL LEVELS

Explore the radiant colors of pastels while experimenting with papers and techniques. This course will offer a comprehensive foundation for both beginners and those who wish to enhance their skills. Explore color, value, composition, and concept as well as different drawing finishes and materials. Working individually with the instructor, students will move beyond drawing to render objects accurately and will come to view drawing as a challenging vehicle of both form and narrative.

\$295.00



Basic Drawing & Painting

C.J Guerin

Thursday | 1:00 PM - 4:00 PM

7 Weeks: April 4 - May 23

LEVEL: BEGINNER

This course is for the beginner or returning student to learn the fundamentals of drawing and painting. We begin with basic sketching techniques enabling students to accurately record what they see, and the second half of the course will introduce painting, color mixing, paint application, glazing, texture, and aerial and linear perspective. These sessions will be aimed at creating a still life and landscape.

\$390.00



Broaden the View

C.J Guerin

Thursday | 9:30 AM - 12:30 PM

7 Weeks: April 4 - May 23

LEVEL: ALL LEVELS

This class is for students who have a working knowledge of sketching and painting. The sessions will be aimed at improving your painting through dynamic compositions, new and mixed materials, "out of the box" ideas, and various methods of working to stretch your concepts. The sessions will be aimed at landscape and still life to help you move on with your work to the next level while developing your own personal voice. There will be demonstrations and individual guidance in oil, watercolor and acrylic.

\$390.00

Acrylic Abstract Painting

Aleksandr Razin

Thursday | 1:00 PM - 4:00 PM

8 Weeks: April 4 - May 23

LEVEL: INTERMEDIATE-ADVANCED

Students will develop a working knowledge of abstract painting that challenges them to see and interpret in new ways. Using acrylics students will learn color, line, movement, and form, through individual instruction. Subjects include landscape and still life, as well as non-representational forms.

\$440.00

Acrylic Painting Projects for Beginners

Nash Hyon

Thursday | 1:00 PM - 4:00 PM

8 Weeks: April 4 - May 23

LEVEL: BEGINNER

This class is designed for students new to acrylic painting. We will explore a series of painting projects using paint, collage and various acrylic mediums with abstract, still life and landscape included. Basic information on color, composition and individual style will be covered.

\$440.00



Head to Toe: Figure Drawing Basics & Beyond

Eric Jiaju Lee

Thursday | 6:00 PM - 9:00 PM

8 Weeks: April 4 - May 23

LEVEL: BEGINNER

The purpose of this course is to learn how to draw the human form through the observation of the nude, by drawing the human form in a variety of ways. We will be drawing through careful observation of the anatomy and proportions of the figure. We will learn to capture the mechanics and the movement of the body. Students will utilize a range of media from Charcoal to Conté, to Ink on various forms of paper to explore how each medium can create different expressive aspects in our depiction of the human form. Students are encouraged to consider the space around the figure and how the figure fits into a composition depending on the pose. This class will work with a variety of models who will be posing in short (60 seconds) to extended periods of time (60 minutes).

\$550.00



Beyond a Pretty Picture

Alex McFarlane

Thursday | 7:00 PM - 10:00 PM

8 Weeks: April 4 - May 23

LEVEL: ALL LEVELS

You know you are good, but how do you get your painting to look like the vision in your head? This is tailored to the individual, from how you think about art to how you develop a personalized statement. Learn to analyze your vision and find a seamless balance between concept, composition and technique.

\$440.00

Figure Drawing

Justin Wiest

Thursday | 9:30 AM - 12:30 PM

8 Weeks: April 4 - May 23

LEVEL: INTERMEDIATE-ADVANCED

Learn the human figure's complex construction while heightening your ability to draw a figure from observation. Working from the model, emphasis on gesture, balance and proportion will be stressed throughout to aid in the illusion of credibility posed figures. Students should leave this class with a better understanding of the figure's key landmarks, form sense and construction as well as a greater ability to render a figure from life and from memory.

\$550.00

Talking Heads: Portrait Painting

Heidi Harrington


Thursday | 9:30 AM - 12:30 PM

8 Weeks: April 4 - May 23

LEVEL: ALL LEVELS

This course focuses on producing a more intimate view of a portrait. There will be individual attention as students work from a model in one five week and one four week pose. Throughout the course, there will be short demonstrations and examples of different artist's work. Each session will focus on one pictorial objective, such as tone, composition and color, as well as a focus on individual facial features. It welcomes both beginners and experienced artists.

\$550.00



Getting a Hold on the Elements of Landscape Oil Painting

Josephine Robinson

Thursday | 10:00 AM - 1:00 PM

8 Weeks: April 4 - May 23

LEVEL: ALL LEVELS

By far the most important element of a painting is the composition. A thoughtful composition driving the painting, will marry different elements, so that they may be contemplated or experienced as a unified whole. With a strong focus on the arrangement of core elements, the complex becomes simplified and the frivolous is discarded. This course will aim to help students make choices from informed observations, to do just this! Students will meet weekly at an off-site location such as at Mead Park or Waveney Park, both located in New Canaan, CT. Rain days will be spent in a classroom at Silvermine, meeting at 9:30am. To start, students will produce small paintings, of the many elements which make up a landscape. Each week we will complete small painting sketches of a single component of the landscape. These sketches will help the student understand the forms of trees, vegetation, ground plane, skies, and clouds, while also considering the design aspects of each element, as they relate to each other. In the remaining weeks, students will use this knowledge, to try to produce paintings which marry all the components together, to produce a design, fit to entice the viewer's gaze. This course is open to all levels, offering grounding for the beginner, and a more thoughtful approach for intermediate and advanced student.

\$440.00



Figure & Form

Paola Page

Friday | 9:30 AM - 12:30 PM

6 Weeks: April 5 - May 10

LEVEL: ALL LEVELS

Bring your artwork to life with expression and skill. In this unique painting course, you will be guided through a range of drawing to painting processes while viewing the female figure in unique and lavish costumes. Through instruction and demonstrations, we will explore fundamental picture making components including line, form, composition, color, pattern. All skill levels of experience are encouraged to participate.

\$405.00

Abstract Painting

Natasha Karpinskaia

Friday | 9:30 AM - 12:30 PM

8 Weeks: April 5 - May 24

LEVEL: INTERMEDIATE-ADVANCED

This course will explore intellectual elements of abstraction, it is about ideas that are at the core of abstract imagery. It's objective is to learn how to transfer experiences, concepts and perception of the real world into abstract images. We will experiment with color, shapes, lines, and texture. Some demos, exercises and discussions will also be included. The class is suitable for those who have taken introductory painting courses and have the desire to explore abstraction.

\$440.00



Contemporary Impressionism and Beyond: Experience to Expression

Dmitri Wright

Friday | 9:00 AM - 12:00 PM

8 Weeks: April 5 - May 24

Friday | 1:00 PM - 4:00 PM

8 Weeks: April 5 - May 24

LEVEL: ALL LEVELS

Develop our own unique style while discovering the philosophy and techniques used by the impressionist masters. Such methods used by the impressionists were taken from the classical and today used by the modernists are the tools you will learn from illustrative to the abstract. Students from all levels and interests, as well as those working in all materials and methods are welcomed from classical to abstract.

\$440.00

Introduction to Drawing & Picture Making

Paola Page

Saturday | 1:00 PM - 4:00 PM

8 Weeks: April 6 - June 1

LEVEL: ALL LEVEL

Drawing sharpens our ability to express, interpret and record our responses to our surroundings. It opens a portal to creativity and is fundamental for painting, printmaking, sculpture and the graphic arts. In this course you will be guided through exercises in line, gesture, value, shape, composition, perspective, and improve your visual understanding of picture making. Observational studies will include still life, landscape and the figure using graphite and charcoal.

\$470.00



Drawing & Painting in Combination

Alex McFarlane

Saturday | 9:30 AM - 12:30 PM

8 Weeks: April 6 - June 1

LEVEL: ALL LEVELS

This course is designed to instruct students in the fundamentals of drawing, composition and the basic techniques of painting. Mixing and applying paint will be demonstrated. Subjects such as still life, figure and landscape will be covered. Those who wish to draw exclusively are guided from a beginning thumbnail to a finished presentation. Likewise, the painters will learn their craft step-by-step.

\$440.00

Foundational Painting I

Rick McCollum


Monday | 1:00 PM - 4:00 PM

6 Weeks: April 15 - May 20

LEVEL: BEGINNER

This class will concentrate on the fundamentals and processes of representational painting. Emphasis will be painting from the still life and photos. Students will learn how to analyze, interpret and apply light to form and space. Class objectives are learning how to use the tools of painting: brushes, how to mix paint, learning value, (the lightness and darkness of an object), using edge control, (soft or hard edges when painting), the properties of color, painting multiple objects with a focal point or points, pictorial composition, painting highly reflective objects like glass and metal, painting a portrait, lighting and photographing the human head, and learning to mix flesh tones. There will be instructor demos and handouts along with individual student guidance. No prior painting experience is necessary, but some drawing ability is needed.

\$335.00



Painting Animals in Oils

Felicia Feldman


Tuesday | 1:00 PM - 4:00 PM

6 Weeks: April 16 - May 21

LEVEL: ALL LEVEL

This class will focus on everything from structure, form, and textures of different types of animals. We will be using a more direct approach to painting, with a simple under-drawing to start. The first half of the semester will have a demonstration by the instructor where each student can follow along step by step. The second half of the semester students will work independently on their favorite animal of choice. Every class will have individual guidance and critique from the instructor. Students have the option to work in traditional or water mixable oils.

\$335.00



Sculptural Figure & Portrait Painting in Oil or Pastel

Dean Fisher

Wednesday | 9:30 AM - 12:30 PM

6 Weeks: April 17 - May 22

LEVEL: ALL LEVEL

SB be prepared to squint, step back and use your big brushes! In this course, through the use of painting and drawing live models, you will learn fundamental approaches to capturing correct proportions, convincing gestures and realistic effects of light and shadow through the use of gaining an understanding of tone and color temperature. Another focus will be using oil, acrylic or pastels in a sculptural way, using these mediums to impart greater solidity and expressive potential using impasto and accentuated planes changes in the form. We will focus on these key principles to see how they are all interconnected and play vital roles in breathing life into our work.

\$415.00



Encaustic (Hot Wax) Painting for Beginners

Nash Hyon


Monday | 6:00 PM - 8:00 PM

4 Weeks: April 29 - May 20

LEVEL: BEGINNER

Explore the medium that works with a mixture of beeswax and pigment, giving your paintings a beautiful surface and depth. Learn the techniques, methods and history of the medium. A demonstration will start each class, followed by time to experiment or create your own painting, with individual instruction. No painting experience necessary. The school will supply major equipment. Other supplies can be purchased locally or online. This is a small class that gives students individual attention.

\$215.00





CERAMICS

A firing fee deposit is included in the price. Additional fees apply for students who exceed the deposit amount. Credits will be applied for students who do not meet the firing fee deposit total.

On & Off the Potter's Wheel for All Levels

Jon Puzzuoli

Monday | 1:00 PM - 4:00 PM

8 Weeks: April 1 - May 20

LEVEL: ALL LEVELS

Whether you've never touched clay or have been at it for years, this class will accommodate your needs. The initial focus of the class will be on the potter's wheel and will then transition to exploration of handbuilding techniques, with an emphasis on slab work. Beginners will be taught foundational wheel skills, general pottery techniques and gain an understanding of the complete ceramic process. For those who have more experience, the class will focus on complex forms, various surface treatments and advanced glazing methods. Class demos as well as individual instruction will be provided.

\$585.00



Exploring Soda Firing

Jon Puzzuoli

Tuesday | 3:45 PM - 6:45 PM

8 Weeks: April 2 - May 21

LEVEL: INTERMEDIATE-ADVANCED

Create work, glaze and fire your pottery in our newly built Soda Kiln and learn about this unique firing process from beginning to end. During the beginning of the semester we design work with this firing method in mind. Weekly demos will refine your skills and individual instruction. Mid semester, we will explore flashing slips and 7 new glazes, including new crystalline matte and ash glazes. As a class we will then prep for the firing and strategically load the kiln. At the end of the semester, we will fire the kiln collectively and participate in adding wood, baking soda and salt through the kilning. The class will also have access to the gas reduction kiln.

\$585.00

Clay Your Way

Clare Lewis

Tuesday | 9:30 AM - 12:30 PM

8 Weeks: April 2 - May 21

LEVEL: ALL LEVELS

Whether new to clay, or experienced, your instructor will guide you through demonstrations and individual coaching. Throwing on the wheel and hand building will be offered. You can choose your own approach: functional or sculptural. The emphasis is on discovering your unique creativity while having fun and learning new techniques.

\$585.00



Potter's Wheel for All Levels

Jon Puzzuoli

Tuesday | 7:00 PM - 10:00 PM

8 Weeks: April 2 - May 21

Thursday | 7:00 PM - 10:00 PM

8 Weeks: April 4 - May 23

LEVEL: ALL LEVELS

Whether you are new to the potter's wheel or wish to build upon your existing skills, this class will fill your needs. Beginners will be taught the important skills needed to create a vessel on the wheel. For those who have more experience, the class will focus on more complex shapes, various surface textures and alternative glazing methods. Class demos as well as individual instruction will be provided.

\$585.00

Center Yourself! Clear your Mind and Create with Clay

Don Reynolds

Wednesday | 4:00 PM - 7:00 PM

8 Weeks: April 3 - May 22

LEVEL: BEGINNER

This class is designed for both the beginner with a desire to learn the basics of working with clay, and any other students who may feel like they don't quite fit into an advanced class just yet. We will explore the fundamentals of using the potter's wheel to create thrown forms and offer those with some experience a great space to hone and reinforce their skills. This class will also provide some guidance on basic hand building techniques that will allow students to create pieces without the potter's wheel. Thrown, pinched, coiled, or slab built. Clear your mind and create with clay!

\$585.00



Intermediate & Advanced Ceramics

Heather Houston

Wednesday | 10:00 AM - 1:00 PM

8 Weeks: April 3 - May 22

LEVEL: INTERMEDIATE-ADVANCED

Explore the process of intermediate to advanced throwing, hand building, construction and glazing techniques. Students will build on basic skills to learn how to make complex forms and interesting shapes using both hand building and wheel throwing techniques. Everyone will receive individual instruction in addition to class demos and will be encouraged to work independently on projects.

\$585.00

Pottery & Vessel Sculpture: Intermediate to Advanced

Keiko Ashida

Thursday | 10:00 AM - 1:00 PM

8 Weeks: April 4 - May 23

Saturday | 10:00 AM - 1:00 PM

8 Weeks: April 6 - June 1

LEVEL: INTERMEDIATE-ADVANCED

Intermediate and advanced students will explore alternative methods. A variety of wheel throwing, hand building, and surfacing, and glazing techniques will be covered. The emphasis is on using skills to build vessel sculptures on and off the wheel. Personal creativity will be encouraged.

\$585.00



Beyond the Fundamentals of Pottery

Clare Lewis

Friday | 9:30 AM - 12:30 PM

7 Weeks: April 5 - May 24

LEVEL: INTERMEDIATE-ADVANCED

Have fun while refreshing your basic skills and learning more advanced throwing. Demonstrations and individual help are offered to bring out the best in your projects and ideas, whether functional or sculptural. A variety of decorating and forming techniques, as well as glazing, will be addressed. The focus is on discovering your personal style and moving up to the next level.

\$535.00



PRINTMAKING

Evening Experimental Printmaking & Mixed Media

Martha Bloom

Monday | 6:30 PM - 9:30 PM

8 Weeks: April 1 - June 3

LEVEL: ALL LEVELS

Discover a multitude of printmaking techniques, through experimentation with a focus on student's personal expression and aesthetic. Painting Collaging or drawing into finished prints will also be reviewed and practiced as desired. Careful individual attention and direction will be given in: Preparation of paper; inking of plates and textures; composition; self-expression; pallet; embossment; composition and approaches to using the press; textural work and much more!

\$450.00

Aluminum Plate Lithography

Andrew Murdoch

Tuesday | 9:00 AM - 12:00 PM

8 Weeks: April 2 - May 21

LEVEL: ALL LEVELS

Lithography is a printmaking process based on the principle that grease(oil) and water repel one another. Images are made using oil-based materials applied to the prepared surface. The image is then "processed", ensuring that the drawn areas accept ink and the open areas reject ink. Aluminum-Plate lithography is a variation on traditional stone lithography. Some advantages of the aluminum plate are the expedience of image processing and the lighter weight of the matrix. A variety of drawing methods and materials will be covered. Students will produce 1-2 images during the course, able to be printed in small editions.

\$440.00



Monotype Printmaking

Natasha Karpinskaia

Thursday | 9:30 AM - 12:30 PM

8 Weeks: April 4 - May 23

Thursday | 1:00 PM - 4:00 PM

8 Weeks: April 4 - May 23

LEVEL: ALL LEVELS

Participants will learn all the basic techniques for creating monotypes: multiple plates, chine colle', stencils and viscosity. It will focus on practicing, experimenting and letting the process lead you to new innovations. Discover endless possibilities as you print more. Emphasis is given to helping each student develop a personal knowledge of the process.

\$450.00



Expanded Collograph Printmaking

Carolyn Van Duyn


Friday | 9:00 AM - 12:00 PM

8 Weeks: April 5 - May 24

LEVEL: BEGINNER

A natural next step to Expanded CollageIn this class, students experiment in creating printed images using the multidimensional collograph medium. Thin cardboard or wood become the plates on which textures are collaged and glued evolving into bas-relief surfaces which are then hand inked and printed on rag paper using Silvermine Art School's authentic Charles Brand press. During class sessions we will also explore the classic Drypoint technique. Invented in the 15th century, it was used by master artists such as Rembrandt and Durer.

\$450.00



METAL & SCULPTURE

Clay Sculpture Courses: A firing fee deposit is included in the price. Additional fees apply for students who exceed the deposit amount. Credits will be applied for students who do not meet the firing fee deposit total.

Methods and Materials in Sculpture

Justin Perlman

Monday | 1:30 PM - 4:30 PM

8 Weeks: April 1 - May 20

LEVEL: ALL LEVELS

This class is an opportunity for novice and advanced student alike to explore new tools and materials in the world of three-dimensional art. Whether you are interested in classical art or modernist work, this class will help you develop a work of sculpture in whatever material you choose. Emphasis will be on the techniques and the usage of tools for the given medium. From stone carving to welded steel, from two-inch model to large-scale work, this class offers a wide range for the student's interests.

\$495.00



The Art of Sculpture and Bronze Casting

Justin Perlman

Monday | 10:00 AM - 1:00 PM

10 Weeks: April 1 - June 10

LEVEL: ALL LEVELS

This course provides an exploration of the art, techniques and practices based on traditional methods of lost wax bronze casting. Students will prepare a wax object, create the mold, and cast sculptural pieces in bronze. After the pour, students will have the opportunity to finish their bronze sculpture. Students will leave with one small bronze sculpture.

\$930.00

Figure Sculpture Revisited

Julia Murphy

Tuesday | 10:00 AM - 1:00 PM

8 Weeks: April 2 - May 21

LEVEL: ALL LEVELS

This course encourages students to create their own reality of a live model in clay. Guided by the fundamentals of building the human figure, students will learn a practical approach to anatomy, proportion, and design. Students may choose their own approach to their projects, including bas-relief or 3-dimensional images of the full figure, head, or fragment. The sculpture will be modeled in terra cotta clay, hollowed, air dried and fired. There will be an additional fee for firing pieces.

IMPORTANT: An armature designed specifically for fired ceramic sculpture is mandatory for the first day of class, and any student without one will be unable to begin. Armatures are built on demand and may be ordered directly from the instructor up to one week prior to course start. To request an armature, please contact the school office by phone at (203) 966-9700 x 2 or by email at Kelly@Silvermineart.org.

\$625.00



Sculpture Independent Study

Julia Murphy

Tuesday | 1:30 PM - 3:30 PM

8 Weeks: April 2 - May 21

LEVEL: INTERMEDIATE-ADVANCED

Independent Study is available only to students currently enrolled in a ceramic figure sculpture course offered at Silvermine Arts Center, or for those who have taken a class in the past year and have work to complete. Qualifying enrollments include those in Figure Sculpture Reviewed and/or Creating an Accurate Portrait in Clay. Students will have guided instruction to pursue the existing project of their choice, as well as dedicated work time in a fully-equipped sculpture studio.

\$350.00



The Art of Metal

Justin Perlman

Tuesday | 1:00 PM - 4:00 PM

8 Weeks: April 2 - May 21

Tuesday | 6:00 PM - 9:00 PM

8 Weeks: April 2 - May 21

LEVEL: ALL LEVELS

This class is for anyone who has ever wanted to explore the exciting medium of metal sculpture. The class is designed to work with any student no matter the level of experience. The student will learn the fundamentals of working in metal, including plasma cutting, shaping, forging, MIG welding, and finishing. The student will have access to the shop, the tools, and guided instruction. Students often work on projects of their own design and are aided in planning, securing materials, and execution of their work. New students who have never worked in this medium will also have access to some basic materials to learn on. Though basic safety equipment is provided, students should wear cotton long sleeves, jeans or work pants, and boots. It is also recommended that students bring their own leather work gloves. All levels welcome

\$495.00

The Art of Stone Sculpture

Andrew Davis

Thursday | 10:00 AM - 2:00 PM

8 Weeks: April 4 - May 23

LEVEL: ALL LEVELS

Students will learn, through hands-on experience and demonstrations, this timeless art of sculpting stone and working with various types of stone. Experience hand and power tools while executing a stone piece. You will be taken through the entire process from stone selection to carving and polishing.

\$560.00



The Art of Stone Sculpture

Andrew Davis

Thursday | 7:00 PM - 10:00 PM

8 Weeks: April 4 - May 23

LEVEL: ALL LEVELS

Students will learn, through hands-on experience and demonstrations, this timeless art of sculpting stone and working with various types of stone. Experience hand and power tools while executing a stone piece. You will be taken through the entire process from stone selection to carving and polishing.

\$450.00

Creating an Accurate Portrait in Clay

Michael Keropian

Thursday | 9:30 AM - 12:30 PM

8 Weeks: April 4 - May 23

LEVEL: ALL LEVELS

Mr. Keropian will provide instruction on creating an accurate portrait in clay. Starting with building a proper armature, taking measurements, establishing proportions and understanding the basic structure and anatomy of the head. He will also provide information about using photographs, understanding various sculptural styles of creating a likeness, and share some history of portraiture through the ages. Since most of the student's will be firing their finished work, an explanation and demonstration on how to properly hollow your portraits for the kiln will also be covered. Beginner to advances artists are welcome.

\$610.00



All Levels: Metal Sculpture

Justin Perlman

Saturday | 9:00 AM - 1:00 PM

8 Weeks: April 6 - June 1

LEVEL: ALL LEVELS

All levels will learn the methods and techniques to create traditional, contemporary and functional three-dimensional pieces of art. There will be demonstrations of various pieces of equipment, including oxy-acetylene and electric arc welding. Among many other lessons, forging, will introduce students to the concept of annealing and hardening of metal. Students should wear work boots, long sleeved cotton clothing, and bring work gloves. Long hair must be tied back. Materials will be discussed at the first class.

\$615.00



JEWELRY & METAL ARTS

Intermediate Jewelry & Silversmithing

Gail Bradshaw

Monday | 6:30 PM - 9:30 PM

5 Weeks: April 1 - May 6

LEVEL: INTERMEDIATE-ADVANCED

Requirements: 2 or more Basic Jewelry classes or equivalent and/or approval from the instructor. This intermediate jewelry class is designed to build on metalworking skills learned in the Basic Jewelry course, with the goal of refining proficiency and adding more advanced jewelry techniques and design abilities. Project choices are flexible focusing on student needs and enhancing the student's skill set.

\$305.00



Basic Jewelry & Silversmithing

Gail Bradshaw

Monday | 10:00 AM - 1:00 PM

6 Weeks: April 1 - May 6

LEVEL: BEGINNER

This introductory class is perfect for anyone who wishes to explore the art of jewelry fabrication. Through demonstrations and hands-on experience, students will be taught basic metalsmithing and jewelry skills. The focus will be on learning these fundamentals – sawing, drilling, filing, riveting, soldering, basic bezel construction, and finishing. Sawing, one of the first tasks can be initially challenging - however, it is a critical element of metal fabrication. Projects are tailored to build proficiency with techniques and tools. The first is a cold connection, riveted design for acquiring basic competence with tools and processes, followed by bezel fabrication for a cabochon. No experience necessary. Students who already have some skills will be able to expand their craft with new and different projects.

\$345.00

Enameling on the Edge: Intermediate Level

Gail Bradshaw

Tuesday | 10:00 AM - 1:00 PM

6 Weeks: April 2 - May 7

LEVEL: INTERMEDIATE-ADVANCED

This intermediate technique-based course will continue the exploration of traditional enamel skills, such as cloisonné and champlevé. In addition, newer enameling procedures will be introduced. Classes are small so register early. Open to only experienced enamelists.

\$345.00

Intermediate Jewelry & Silversmithing

Gail Bradshaw

Wednesday | 10:00 AM - 1:00 PM

6 Weeks: April 3 - May 8

Wednesday | 1:30 PM - 4:30 PM

6 Weeks: April 3 - May 8

LEVEL: INTERMEDIATE-ADVANCED

Requirements: 2 or more Basic Jewelry classes or equivalent and/or approval from the instructor. This intermediate jewelry class is designed to build on metalworking skills learned in the Basic Jewelry course, with the goal of refining proficiency and adding more advanced jewelry techniques and design abilities. Project choices are flexible focusing on student needs and enhancing the student's skill set.

\$345.00

Hoopla! Sterling Silver Hoop Earrings

Maureen Henriques

Thursday | 10:00 AM - 1:00 PM

5 Weeks: April 4 - May 2

LEVEL: ALL LEVELS

I'm pretty sure, we can all agree...hoop earrings are pretty much a wardrobe staple, the simple and classic go to. In this 5 week mini course you will create, not one, but two of your new favorite pairs of earrings. First a simple pair of post hoops made from patterned or twisted wire, and second, a more complex (but easy to do!) pair of hinge and catch hoops. This class is perfect for beginners or anyone who wants to have fun exploring silversmithing and metal work. Students will learn essential metalsmithing techniques such as sawing, soldering, and creating a simple riveted hinge, and will leave with two pairs of earrings... the only problem? which pair to wear!

\$375.00



Basic Jewelry & Silversmithing

Maureen Henriques

Friday | 10:00 AM - 1:00 PM

8 Weeks: April 5 - May 24

LEVEL: BEGINNER

This introductory class is perfect for anyone who wishes to explore the art of jewelry fabrication. Through demonstrations and hands-on experience, students will be taught basic metalsmithing and jewelry skills. The focus will be on learning these fundamentals – sawing, drilling, filing, riveting, soldering, basic bezel construction, and finishing. Sawing, one of the first tasks can be initially challenging - however, it is a critical element of metal fabrication. Projects are tailored to build proficiency with techniques and tools. The first is a cold connection, riveted design for acquiring basic competence with tools and processes, followed by bezel fabrication for a cabochon. No experience necessary. Students who already have some skills will be able to expand their craft with new and different projects.

\$440.00

Sterling Silver Hinged Locket

Maureen Henriques

Friday | 2:00 PM - 5:00 PM

8 Weeks: April 5 - May 24

LEVEL: INTERMEDIATE-ADVANCED

The locket - a small treasure chest that holds the most personal of memories, and only you know what's inside. Let's create a truly memorable heirloom. Students will build a sterling silver locket with a functional soldered hinge and catch. Using a variety of tools and jigs, we will create a simple knuckle hinge, create texture and pattern, fabricate and fit a bezel, set a stone, and learn the ins and outs of a secure fitting lid and catch. What will you keep inside? This is an intermediate course. Basic metalsmithing, soldering, and use of a jeweler's saw and tools are a must.

\$540.00



Sterling Silver Paper Clip Bracelet

Maureen Henriques


Saturday | 10:00 AM - 1:00 PM

3 Weeks: April 13 - April 27

LEVEL: ALL LEVELS

Paper clip chains are a classic and wonderful additions to any jewelry wardrobe. This sophisticated chain is so sleek that it will not compete with a focal piece but will enhance whatever it is paired with. Due to its simplicity, this chain is also the perfect to pair with other styles for a layered look. It is amazing how just a little bit of wire can make such a great impact! Not only will you nail those soldering skills with a project like this, but if you follow along exactly, you'll get to work on control skills too. We will be creating a chunky chain bracelet and clasp.

\$180.00



SPECIAL STUDIES

Hands-on Upholstery

Asa Rodgers

Monday | 9:45 AM - 12:30 PM

7 Weeks: April 1 - May 20

ALL LEVELS

Learn the art of fine upholstery! This hands-on class welcomes students of all levels to explore the fundamentals of upholstery in an exciting blend of creativity and craftsmanship. Students will learn and practice key upholstery skills while working on an upholstery project of their choice in a friendly and relaxed environment. Group instruction is mixed with individual guidance, tailored to each student's skill level, specific project, and interest. Students will discover essential upholstery tools, materials, and techniques while developing new skills and building on previous experiences. The collaborative atmosphere of the class invites students to share ideas, learn from others, and celebrate each other's successes.

\$525.00



Sogetsu Ikebana: The Japanese Art of Flower Arrangement

Shizue Pleasanton

Wednesday | 10:00 AM - 12:00 PM

8 Weeks: April 3 - May 22

LEVEL: INTERMEDIATE-ADVANCED

Sogetsu Ikebana is much more than "Japanese flower arranging," it is a modern form of an ancient art of sculpture with living materials. Students will learn the traditional principles and aesthetic disciplines, combined with creative energies to capture, express and enhance natural beauty.

\$350.00



Introduction to Sogetsu Ikebana: The Japanese Art of Flower Arrangement

Shizue Pleasanton

Saturday | 10:00 AM - 12:00 PM

6 Weeks: April 6 - May 11

LEVEL: BEGINNER

Sogetsu Ikebana is much more than "Japanese flower arranging," it is a modern form of an ancient art of sculpture with living materials. Beginner students will be introduced to the traditional principles and aesthetic disciplines, combined with creative energies to capture, express and enhance natural beauty.

\$275.00

Paper Flowers

Lori Bloom

Wednesday | 9:30 AM - 12:30 PM

4 Weeks: April 24 - May 15

LEVEL: BEGINNER

In this 4 session class you will learn the basics of creating crepe paper flowers. The first session we will go over basics skills, methods and products and begin our first flower. The flowers we create will be made into a small arrangement! Please bring your favorite pair of scissors! If you have a small vase that you love, bring that too! All other materials will be supplied.

\$280.00

Paper Flowers

Lori Bloom

Wednesday | 6:30 PM - 8:30 PM

4 Weeks: May 1 - May 22

LEVEL: BEGINNER

In this 4 session class you will learn the basics of creating crepe paper flowers. The first session we will go over basics skills, methods and products and begin our first flower. The flowers we create will be made into a small arrangement! Please bring your favorite pair of scissors! If you have a small vase that you love, bring that too! All other materials will be supplied.

\$220.00





PHOTOGRAPHY & DIGITAL ARTS

The Fine Art of Black & White Photography and Darkroom

Bruce Dunbar

Wednesday | 9:30 AM - 12:30 PM

8 Weeks: April 3 - May 22

LEVEL: ALL LEVELS

This is an all level course for those wishing to learn or refine their techniques and ideas. Emphasis is placed on the printing process and presentation of images. Demonstrations, critiques, and slide lecture presentations will be given as a means to investigate creativity, as well as to gain insight into creating ideas and understanding concepts of b/w photographs. Some assignments will be given. Students are encouraged to make their own assignments and do work outside of class.

\$475.00



Experimental & Alternative Photo Processes

Bruce Dunbar

Thursday | 9:30 AM - 12:30 PM

8 Weeks: April 4 - May 23

LEVEL: ALL LEVELS

During this class participants will investigate different methods of camera and camera less photography both in and outside the darkroom. Both film (analog) and digital processes will be addressed. Emphasis is placed on creativity and exploration. Noted and established practitioners' work will be discussed and used for inspiration. Some processes we will explore are cyanotypes, vandykes, anthotypes, lumens and more. No experience necessary.

\$475.00

Drawing on the Computer

Rick McCollum

Monday | 9:30 AM - 12:30 PM

6 Weeks: April 15 - May 20

LEVEL: BEGINNER

This class is an introduction in using the computer as a digital drawing tool. Emphasis will be on using Adobe Photoshop as the software medium. There will be class lectures and demonstrations on how to use the basic drawing tools in photoshop. The student will learn inventive lighting, shape design, edge control, blending modes, layers, layer masks, selection tools, and how to make your own brushes. Digital drawing and painting has many applications and advantages in today's graphic and image marketplace. It is used in fine art, illustration, graphic design, web, and video work. It is also valuable in the sketch and design stages preparing for traditional painting. The subject matter will be presented in a simple step by step progression with demos, class handouts and instructor guidance on each topic.

\$335.00





MIXED MEDIA & COLLAGE

Figurative Collage

Maj Kalfus

Wednesday | 10:00 AM - 12:00 PM

5 Weeks: April 3 - May 1

LEVEL: ALL LEVELS

Experiment with techniques and approaches to create a visual narrative using a variety of found papers and a touch of water color or acrylic paint. Learn how to approach composition, placement and techniques for making permanent art. No Experience Necessary

\$295.00



Painting with Encaustics

Nash Hyon

Wednesday | 1:00 PM - 4:00 PM

8 Weeks: April 3 - May 22

LEVEL: INTERMEDIATE & ADVANCED

This 8 week class is for students with encaustic experience who want to continue their practice with this medium. Qualifying experience includes having taken the mini-course Encaustic Painting for Beginners. Consideration will also be given to students who have attended the workshop, Introduction to Encaustic Painting, or a 2 hour private session with Nash or with another encaustic instructor, this is not a class for beginners. During class we will focus on each students skills going beyond the basics, content driven series and professional development.

\$470.00

Exploring Mixed Media

Natasha Karpinskaia

Wednesday | 1:30 PM - 4:30 PM

8 Weeks: April 3 - May 22

LEVEL: ALL LEVELS

It is a very playful class, and yet serious. Through mixed media we see familiar forms and textures anew. We will experiment with different mediums, techniques and materials to juxtapose textures and forms on various surfaces - painting, drawing, prints, collage, found or recycled things. We will work with stencils, stamping, oil pastels, crayons, pencils, collage, image transfer, etc. The combinations are endless, but the main idea is to combine and layer materials to create unique works. Various approaches will be demonstrated, and both figurative and abstract imagery will be used. Mixed media is a great way to discover oneself and discover one's own individual style. No prior experience is required, and all levels are welcome.

\$460.00



Expanded Collage

Carolyn Van Duyn

Friday | 1:00 PM - 4:00 PM

8 Weeks: April 5 - May 24

LEVEL: ALL LEVELS

This class offers a broad hands-on collage experience constructing artworks from multiple materials with divergent textures and dimensions including found fragments, paper, paint, and mixed media— incorporating drawing, acrylic and watercolor to build our compositions. As we develop our collages in workshop sessions, we will also be surveying and discussing collage as an important art historical medium. This overview provides an inspirational view into important masterworks and creating new ideas for artists to engage and experiment, especially expanding the boundaries of their own works in progress. Demonstrations of collage techniques will be on going each session.

\$460.00



Expanded Collograph Printmaking

Carolyn Van Duyn

Friday | 9:00 AM - 12:00 PM

8 Weeks: April 5 - May 24

LEVEL: BEGINNER

A natural next step to Expanded CollageIn this class, students experiment in creating printed images using the multidimensional collograph medium. Thin cardboard or wood become the plates on which textures are collaged and glued evolving into bas-relief surfaces which are then hand inked and printed on rag paper using Silvermine Art School's authentic Charles Brand press. During class sessions we will also explore the classic Drypoint technique. Invented in the 15th century, it was used by master artists such as Rembrandt and Durer.

\$450.00

Paper Flowers

Lori Bloom


Wednesday | 9:30 AM - 12:30 PM

4 Weeks: April 24 - May 15

LEVEL: BEGINNER

In this 4 session class you will learn the basics of creating crepe paper flowers. The first session we will go over basics skills, methods and products and begin our first flower. The flowers we create will be made into a small arrangement! Please bring your favorite pair of scissors! If you have a small vase that you love, bring that too! All other materials will be supplied.

\$280.00



Encaustic (Hot Wax) Painting for Beginners

Nash Hyon

Monday | 6:00 PM - 8:00 PM

4 Weeks: April 29 - May 20

LEVEL: BEGINNER

Explore the medium that works with a mixture of beeswax and pigment, giving your paintings a beautiful surface and depth. Learn the techniques, methods and history of the medium. A demonstration will start each class, followed by time to experiment or create your own painting, with individual instruction. No painting experience necessary. The school will supply major equipment. Other supplies can be purchased locally or online. This is a small class that gives students individual attention.

\$215.00

Paper Flowers

Lori Bloom

Wednesday | 6:30 PM - 8:30 PM

4 Weeks: May 1 - May 22

LEVEL: BEGINNER

In this 4 session class you will learn the basics of creating crepe paper flowers. The first session we will go over basics skills, methods and products and begin our first flower. The flowers we create will be made into a small arrangement! Please bring your favorite pair of scissors! If you have a small vase that you love, bring that too! All other materials will be supplied.

\$220.00

ADULT WORKSHOPS



SILVERMINE ART EXPERIENCES

One Night Stand: Painting the Masters

Nash Hyon

Friday | 7:00 PM - 9:00 PM

1 Day: April 26

Learn to work with acrylic paints by painting your own version of a famous artist's painting. Art students have been doing this for generations and we will show you how to transfer the image along with basic acrylic painting techniques. You don't need to know how to draw! In the past we have done paintings by Van Gogh and Cezanne and Georgia O'Keeffe. Have fun and create your own masterpiece! Materials are included.

\$75.00

One Night Stand: Fluid Acrylic Pours

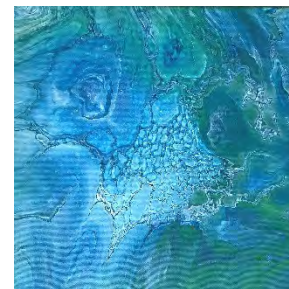
Nash Hyon

Friday | 7:00 PM - 9:00 PM

1 Day: May 3

Come learn the techniques, tips and tricks of acrylic pours in this fun, interactive workshop. Learn various techniques to create abstract paintings without any painting experience. Each person will do two different pours on canvas that create multi-colored abstract designs.

\$75.00



One Night Stand: Fluid Acrylic Pours II

Nash Hyon

Friday | 7:00 PM - 9:00 PM

1 Day: May 24

Students should have experience with Acrylic Pours, Prior attendance in Fluid Acrylic Pours I is highly suggested. Loved doing fluid acrylic pours? Acrylic Pours II will go beyond the "dirty" pour technique to two new ways to create unique, multi-colored abstract designs on canvas.

\$75.00

One Night Stand: On the Potter's Wheel

Jon Puzzuoli

Friday | 7:00 PM - 9:00 PM

1 Day: April 5

Friday | 7:00 PM - 9:00 PM

1 Day: April 19

Friday | 7:00 PM - 9:00 PM

1 Day: May 3

Friday | 7:00 PM - 9:00 PM

1 Day: May 17

Join us for a fun evening out with friends or family! The evening will start with a wheel throwing demonstration followed by an opportunity for you to learn how to throw on the potter's wheel. You'll create your very own bowl(s) which we will glaze and fire for you to pick up at a later date. We promise you'll have a blast and it will be a different experience for you. Bring a friend, family member or a date, and enjoy the evening. The pieces will take four to six weeks to fire, and the school office will notify you when pieces are ready to be picked up.

\$75.00

One Night Stand: Gel Plate Printing

Nash Hyon

Friday | 7:00 PM - 9:00 PM

1 Day: April 19

Friday | 7:00 PM - 9:00 PM

1 Day: May 10

No experience needed! In this new, fun two hour workshop we will experience the magic of printing in multiple colors, design, textures and transfers using the gel plate. With water based paints multiple layers will be created by printing the same paper over and over. When these dry, the prints may be used for collage, cards, gift wrap or framed as finished artwork. You will be amazed at what you can make during the two hours of this workshop.

\$75.00



Silvermine Saturday: Gel Plate Printing II

Nash Hyon

Saturday | 2:00 PM - 4:00 PM

1 Day: May 18

Students must have taken Gel Plate I to sign up. For those of you who have taken Gel Plate Printing I and loved the process we will expand on the printing techniques that can be used with this fun, creative way of printing. Besides acrylic paints we will be using pan pastels and be working with different types of papers.

\$75.00

One Night Stand: Tie Dye Paper

Evelyn Harvey

Friday | 7:00 PM - 9:00 PM

1 Day: April 19

Friday | 7:00 PM - 9:00 PM

1 Day: May 17

Explore the main properties of color including, Hue, Chroma, and Value, through the process of 'tie dying' paper. In a fun and relaxed environment, we will create a tie dye or marble like effect using household materials such as food dye and shaving cream to then dip and print onto paper. Determine color intensity and experiment with subtractive color mixing while creating custom colorful paper!

\$75.00



One Night Stand: Botanical Printing – Journal Covers

Bonnee Pecquex

Saturday | 3:00 PM – 5:00 PM

1 Day: May 4

Botanical printing, also known as eco-printing, is an artistic technique that involves using plant materials to create unique and intricate patterns on fabric or paper. It is a natural and sustainable way to incorporate the beauty of nature into visual art. By carefully arranging leaves, flowers, and other plant parts on the surface of the material and applying pressure and heat, the pigments and tannins present in the plants are transferred, resulting in stunning, one-of-a-kind designs. This eco-friendly form of printing provides a connection to the natural world and allows for endless creative possibilities. Come and learn this magical process and you will be forever 'hooked'! There will be a brief lecture about the technique, and then each person will get an opportunity to print a piece of wool that can be used to cover a journal/sketchbook (provided in the class) to bring home with them.

\$75.00

Friday | 7:00 PM – 9:00 PM

1 Day: May 17



One Night Stand: Botanical Printing – Silk Scarves

Bonnee Pecquex

Saturday | 3:00 PM – 5:00 PM

1 Day: May 18

Botanical printing, also known as eco-printing, is an artistic technique that involves using plant materials to create unique and intricate patterns on fabric or paper. It is a natural and sustainable way to incorporate the beauty of nature into visual art. By carefully arranging leaves, flowers, and other plant parts on the surface of the material and applying pressure and heat, the pigments and tannins present in the plants are transferred, resulting in stunning, one-of-a-kind designs. This eco-friendly form of printing provides a connection to the natural world and allows for endless creative possibilities. Come and learn this magical process and you will be forever 'hooked'! There will be a brief lecture about the technique, and then each person will get an opportunity to make a silk scarf to take home with them.

\$75.00

Saturday | 3:00 PM – 5:00 PM

1 Day: June 1



One Night Stand: Collage- Back to the Future

Nash Hyon


Friday | 7:00 PM - 9:00 PM

1 Day: May 17

Want to get back into art? Collage-a historical technique recently popular- is a wonderful way to start. During this 2 hour, no experience needed workshop we will focus on color, pattern and texture using cutting, tearing and gluing various papers onto a 12 x 14" board. some papers will be created during class using paint markers. Nash will also talk about the history of this technique and its influence on major art movements.

\$75.00





PAINTING & DRAWING

Beginner Watercolor Workshop

Wendy MacCordy

Saturday, Sunday | 10:00 AM - 1:00 PM

2 Days: April 6 - April 7

Experience the fun of watercolor painting. This workshop is designed for students who are beginners in watercolors and would like to learn the fundamentals of the medium. We will explore watercolor materials, techniques, and color mixing in a relaxed atmosphere. There will be demonstrations every day and lots of individual attention. Bring your own photographs for painting inspiration.

\$205.00



Painting Creatively from Photographs

Souby Boski

Sunday | 11:00 AM - 3:00 PM

1 Day: April 7

Most artists use source photos in some capacity when they work, whether to jog their memory of a particular place and time or to record specific visual details to incorporate in later pieces. In this workshop students will learn to paint in a creative, personal, and expressive way using reference photographs - freeing them from copying. Learn to dismiss the sense of obligation to show exactly what is depicted in the photo and feel free and inspired to manipulate the composition, assuring vitality and making the painting your personal creation. Bring several canvases and reference photos. A suggested materials list will be provided upon registration

\$145.00

Learning from Clouds

Jill Nichols

Wednesday | 1:00 PM - 6:00 PM

1 Day: April 10

John Ruskin's, (19th century art critic), words still hold, "It is a strange thing how little in general people know about the sky. It is the part of all creation in which nature has done more for the sake of pleasing man(kind), more, for the sole and evident purpose of talking to him and teaching him, than in any other of her works, and it is just the part in which we least attend to her. And yet we never attend to it, we never make it a subject of thought..." In this workshop, we will give clouds their due. Jill will demonstrate cloud structures with the use of subtle values and colors. Followed by students creating several cloud studies. Clouds are the essential ingredient in any landscape painting and lend themselves well to abstractions.

\$165.00



Color Alchemy

Jill Nichols

Saturday | 10:00 AM - 4:00 PM

1 Day: April 13

This one-day weekend workshop will be an exploration of color. Through a combination of lecture, demonstration, and hands-on students will unlock the mysteries of color and the nuances of color mixing. Students will investigate ways of creating dynamic color interactions and experiment with complementary colors, value, contrast, and temperature while gaining a greater understanding of color: science, theory, interactions, placement in composition, effects of light, and cultural and psychological meanings. Students will take away an enhanced working knowledge of color as well as handy reference materials. All students are encouraged to explore at their own pace, from beginner to advanced, in the medium of their choice.

\$185.00

Abstract Painting in Oil & Cold Wax


Frances Eber

Sunday | 11:00 AM - 2:00 PM

1 Day: April 14

Embark on an artistic journey where you can develop your abstract series. This workshop provides a relaxed space for you to explore and refine your unique artistic style through the dynamic combination of oil and cold wax. Throughout this workshop, we'll delve into the techniques specific to oil and cold wax, allowing you to create captivating and textured effects on your canvas. Whether you're drawn to the richness of oil paint or the intriguing depth achieved with cold wax, this workshop caters to your individual preferences. In this program, you will discover how other artists have mastered the art of abstraction in oil and cold wax as we explore their unique styles. Their journeys will inspire you, and you'll receive personalized guidance to help you find your voice. This is an encouraging environment where you can experiment, learn, and witness your artistic expression flourish. Join our community that celebrates the joy of exploration and the process of creating art.

\$110.00



Painting with Color & Light

Jill Nichols

Wednesday | 1:00 PM - 6:00 PM

1 Day: April 17

This workshop will focus on color relationships, including, color mixing, the effects of light, value, temperature, saturation, contrast, and composition with color. Jill will demonstrate color mixing, light, values, and composition. Students will then create paintings using discretion in their compositions and color palettes. Students can work from Jill's images or use one of their own. Demos in oil, open to acrylic and oil painters.

\$165.00

Acrylic Painting: Abstracting the Still Life

Evelyn Harvey

Saturday | 10:00 AM - 1:00 PM

1 Day: April 20

An introductory workshop to acrylic paint, this workshop highlights exploration in color mixing and painting with a variety of brushes with the still life being a guide to create from. Simplify and abstract the still life into basic shapes or visual impressions, while working with the acrylic paint medium.

\$110.00



Color Alchemy Applied

Jill Nichols

Saturday | 10:00 AM - 4:00 PM

1 Day: April 20

Students will apply color knowledge and techniques to a finished painting. This class will focus on color interactions, placement in composition, the effects of light, value, temperature, saturation, intensity, color palettes, and nuances of color mixing. All students are encouraged to learn and explore at their own pace in the medium of their choice. The prerequisite of Color Alchemy is strongly suggested but not required.

\$185.00

Portrait Drawing for Beginners

Joseph Fama

Saturday | 10:00 AM - 2:00 PM

1 Day: April 20

This workshop will teach the student the fundamentals needed to understand drawing the human face. The workshop will start out with a demonstration. We will learn proportions, structure, measurements, light and shade. Next step will be drawing from photos of the face, learning to apply light, shade and drama. Also, we will be copying from the Old Masters drawings in order to start learning about style. Drawing media will be in graphite or charcoal pencils. Prerequisite: Drawing 101 No live model

\$145.00



Seaside Landscape Paint-Along

Lenny Moskowitz

Saturday | 10:30 AM - 3:00 PM

1 Day: April 27

This one-day workshop with instructor Lenny Moskowitz is an opportunity to paint large (30x30" canvas). We will be using this image as the reference. This guided "paint along" is a step-by-step process that is great for any level of artistic experience. This workshop is suited for those wishing to stretch their skills about working larger as well as those who are new to painting. All materials (canvas, paint, brushes etc.) will be provided!

\$180.00

Dynamic Composition: Ordinary to Sublime

C.J. Guerin

Sunday | 10:30 AM - 3:30 PM

1 Day: April 28

The composition of a painting is key to its wow factor. Artists will explore ways of warming up to the start of their scene that ensure an expressive and dynamic outcome. We move our art work from ordinary to sublime. Artists will learn the preliminary steps of blind contours, line drawings, tonal studies, and color design through collage. All of these practices bring you closer to a winning composition. We will also compose a monochromatic painting in several formats, as a means to exploring and comparing artistic expression.

\$165.00



It's a Fixer Upper

Jill Nichols

Saturday | 10:00 AM - 4:00 PM

1 Day: May 4

Every painter has at least one... that painting that just isn't quite right. It may be salvageable...or not. Before you spend hours on the canvas trying to figure it out and fix it, only to pitch it out in disgust, bring your painting(s) to this one-day workshop. Jill will provide guidance while you discover the secrets and ways to enhance and save your painting.

\$185.00

Landscape: Color & Light

Jill Nichols

Wednesday | 1:00 PM - 6:00 PM

1 Day: May 8

In this one-day outdoor workshop, we will be painting the landscape from direct observation. Jill will start with a demonstration, then students will paint the play of color and light while taking on the challenge of transcribing multi-dimensions into the two dimensions of the painted canvas. Painting while on location is a unique and satisfying way to experience and appreciate the natural world. It is a form of mediation where the mind is void of chatter and overthinking. Any level of plein air painting is acceptable. Students are encouraged to work in the medium of their choosing including oil, acrylic, watercolor, or pastel.

\$165.00



Acrylic Painting for the Beginner

Joseph Fama

Saturday | 10:00 AM - 2:00 PM

1 Day: May 11

Learn the painting process with simple step-by-step exercises. Learn the basics with black & white paintings of a still life and landscape. Study the three primary colors and move on to full color painting in landscapes. Special attention devoted to "Power of Observation" and "Select Focus" and how to use these principles in landscape painting. Students will receive individual critiques and class demonstrations. Also, how to create a strong compositional design. Please bring a drawing or painting as a sample of your skill level.

\$145.00

Abstraction Unleashed

Frances Eber

Sunday | 11:00 AM - 2:00 PM

1 Day: May 19

Abstraction in art involves representing ideas, emotions, or objects without attempting to replicate their literal appearance. Abstract art emphasizes shapes, colors, forms, and gestural marks to convey a visual language open to interpretation, aiming to evoke emotions, stimulate thought, or provoke a unique response from the viewer. In this workshop, we break free from overthinking, allowing creative expression to flow naturally. Techniques that disrupt rigid thinking, such as color exploration, dynamic shapes, marks, collage, and transfers, encourage a more intuitive and liberated approach to art creation. Emphasis is on the freedom to experiment, take risks, and discover new avenues of artistic expression, fostering creative liberation and joy.

\$110.00



CERAMICS

Wheel Throwing for Beginners

Wendy Hower

Sunday | 10:00 AM - 4:00 PM

1 Day: April 7

Ever wanted to spend a day learning the basics of the pottery wheel? If so, this class is for you. Come spend the day with fellow beginners as they learn to create on the wheel. We will make plates, bowls and cylinders. All pieces will be bisque fired in the studio kiln and glaze fired as well. Clay and firing costs are included in the cost of the workshop.

\$215.00

Raku Workshop

Jon Puzzuoli

Sunday | 10:00 AM - 5:00 PM

1 Day: April 14

Sunday | 10:00 AM - 5:00 PM

1 Day: May 5

Students bring their bisque pieces and spend the day glazing and firing in the raku kiln. We will do a combination of firings: traditional raku, and fuming techniques using horsehair and feathers. Students should use white stoneware clay, which may be purchased in advance. Pieces can be bisque fired in Silvermine's kiln two weeks prior to the date of the workshop. We will accommodate as many firings as the day allows. Expect to get at least 5 medium size (approximately 8 x 8 x 8 inches would be considered medium size) pieces fired. Pieces should be based on cylindrical forms, not flat, or over 10 lbs.

\$250.00



PRINTMAKING

Introduction to Relief Printmaking

Evelyn Harvey

Saturday | 10:00 AM - 1:00 PM

1 Day: April 27

An introductory workshop to the process of relief printmaking. Using a linoleum block, design and carve your own image to print on paper. The workshop reviews what printmaking is, how to handle the carving tools, creating an image through relief, registering paper, and printing. This workshop is geared for those who want to explore the process and understand the steps and tools required.

\$100.00

Cyanotype: Process & Exploration

Evelyn Harvey

Saturday | 10:00 AM - 1:00 PM

1 Day: June 1

This workshop explores the process of Cyanotype and photographic image making. Cyanotype is a non-silver and non-digital light sensitive chemistry that can be applied on paper and exposed to create an image. When exposed and processed, Cyanotype shows an all over blue color that can be explored in value. This workshop offers guidance in applying the photosensitive chemistry, creating and using a negative, and exploration in capturing an image using light. The workshop also offers instructor demonstration and one on one feedback. Students are encouraged to bring their own negatives (any format) to explore with, but is not required.

\$165.00



METAL & SCULPTURE

A Day to Weld!

Justin Perlman

Sunday | 10:00 AM - 4:00 PM

1 Day: April 7

This workshop is for beginning students. If you have ever wondered what it would be like to weld or create something out of metal, this is the workshop for you. This is a hands-on workshop. Through demonstrations of equipment and safety rules you will create a piece of art. Students should wear cotton clothing with long-sleeves and long pants, work boots and no open toed shoes. Long hair must be tied back. Bring work gloves. All materials are provided.

\$235.00



JEWELRY & METAL ARTS

Water Casting Bangle

Maureen Henriques

Sunday | 10:00 AM - 4:00 PM

1 Day: April 28

Casting? in Water? yep. and it's really fun and cool too... You will use water, heat and sterling silver wire to create embellishments that will adorn your own personalized chunky bangle. Students will learn how to calculate their bangle size, the use of jigs, texture tools and how to solder their organic components to their piece.

\$240.00

Sterling Silver BFF Pendant

Maureen Henriques

Saturday | 10:00 AM - 2:00 PM

1 Day: May 11

Calling all besties! I remember getting a half of this cute heart necklace when I was young from my best childhood friend, and I still have it today. It was like being in a "Best Friends Only Club" - and now you can join too! We will use a few basic jeweler's tools, learn the basics of stamping, and polish up our secret club treasure. Stamping your own metal jewelry is a simple craft that once you learn, you can use over and over. This is a fun and simple workshop to share with your bestie!

\$175.00

Sterling Silver Bezel Set Ring

Maureen Henriques

Saturday | 10:00 AM - 4:00 PM

1 Day: May 18

Perfect for beginners! This bezel setting class will get you on your way to creating a variety of jewelry designs. Students will learn how to create and solder bezels, measure and calculate their ring size, fashion and solder a ring shank, basic use of jeweler tools, and techniques, and of course... setting the stone!

\$240.00

Sterling Silver Orbiting Moon Pendant

Maureen Henriques

Sunday | 10:00 AM - 4:00 PM

1 Day: May 19

Take your skills to the next level with this workshop. Here you will learn and explore creating custom fit bezels, drilling holes in your stones successfully, and mounting gems atop larger ones. Texture, sawing, soldering and embellishments are just a few of the techniques discussed. Experience is encouraged, but not necessary.

\$240.00



MIXED MEDIA & COLLAGE

Abstract Painting in Oil & Cold Wax

Frances Eber

Sunday | 11:00 AM - 2:00 PM

1 Day: April 14

Embark on an artistic journey where you can develop your abstract series. This workshop provides a relaxed space for you to explore and refine your unique artistic style through the dynamic combination of oil and cold wax. Throughout this workshop, we'll delve into the techniques specific to oil and cold wax, allowing you to create captivating and textured effects on your canvas. Whether you're drawn to the richness of oil paint or the intriguing depth achieved with cold wax, this workshop caters to your individual preferences. In this program, you will discover how other artists have mastered the art of abstraction in oil and cold wax as we explore their unique styles.

\$110.00

Introduction to Encaustic Painting (Hot Wax)

Nash Hyon

Saturday | 10:00 AM - 3:00 PM

1 Day: May 4

Love how encaustic paintings look? Want to know more about it and try it out without a large investment of time or materials? In this workshop you will learn all the basics including, tools, techniques, and safety. After demonstrations, you will have time to work hands-on with this unique and historic medium that is gaining popularity among all types of artists. The school will supply all of the equipment. Please see our website for additional materials you should bring.

\$185.00

Abstraction Unleashed

Frances Eber

Sunday | 11:00 AM - 2:00 PM


1 Day: May 19

Abstraction in art involves representing ideas, emotions, or objects without attempting to replicate their literal appearance. Abstract art emphasizes shapes, colors, forms, and gestural marks to convey a visual language open to interpretation, aiming to evoke emotions, stimulate thought, or provoke a unique response from the viewer. In this workshop, we break free from overthinking, allowing creative expression to flow naturally. Techniques that disrupt rigid thinking, such as color exploration, dynamic shapes, marks, collage, and transfers, encourage a more intuitive and liberated approach to art creation. Emphasis is on the freedom to experiment, take risks, and discover new avenues of artistic expression, fostering creative liberation and joy.

\$110.00



YOUTH COURSES



PAINTING & DRAWING

Mixed Media Art (Ages: 6-9)

Martha Bloom

Monday | 4:00 PM - 6:00 PM

8 Weeks: April 1 - June 3

Mixed Media is a good way to keep one's hand in all the fine art mediums like drawing painting printing collage assemblage and with their combinations. During the session there will be drawing from the model, still life and imaginative work. Painting both abstract and realistic collage using collected imagery, assemblage using 3D objects some sculpture with found objects and clay. A combination of mediums will be practiced as Mixed Media can incorporate personal expression. There will be an emphasis of working in one own style favored pallet and with interests and issues unique to each student -incorporated into their work Careful individual instruction and suggestions will be offered with some class discussion about art making artists techniques.

\$400.00

Creating Comics (Ages: 10-13)

Timothy Cronin

Tuesday | 4:00 PM - 6:00 PM

7 Weeks: April 2 - May 21

Comics is the art of words and pictures together to tell a story. In this course. Students will work to strengthen their personal drawing styles as well as learning comics fundamentals including storytelling, pacing, layout, composition, penciling and inking techniques. The goal of the class is to have the students create their own mini- comic.

\$360.00



Exploring Drawing, Painting and More! (Ages: 7-9)

Karen Siegel

Tuesday | 4:30 PM - 6:30 PM

8 Weeks: April 2 - May 21

In this course students will explore the elements of art (color, form, line, shape, space, texture, and value) through various artistic media. Subject matter will include still-life, landscape, abstraction and more. A different art technique will be introduced each week giving the young artist a chance to have fun exploring a variety of materials.

\$400.00

Youth Art Studio: Sketching & Painting (Ages: 9-13)

Wendy MacCordy

Tuesday | 4:30 PM - 6:30 PM

8 Weeks: April 2 - May 21

Students of all levels of experience who want to explore the magic of drawing and painting are invited to join this fun class. Through group and one-on-one instruction, students will be introduced to the fundamentals of color, line, and texture and shape techniques while exploring different styles of modern artists. Projects include drawing and painting from still life, landscape, portraiture and students' own creations.

\$400.00



Exploring Drawing, Painting and More! (Ages: 10-13)

Karen Siegel

Wednesday | 4:30 PM - 6:30 PM

8 Weeks: April 3 - May 22

In this course students will explore the elements of art (color, form, line, shape, space, texture, and value) through various artistic media. Subject matter will include still-life, landscape, abstraction and more. A different art technique will be introduced each week giving the young artist a chance to have fun exploring a variety of materials.

\$400.00



Portfolio Development: Fundamentals of Portrait Sculpture (Ages: 14-17)

Julia Murphy

Thursday | 4:30 PM - 7:00 PM

6 Weeks: April 4 - May 9

In this fun, hands-on course, students will learn to confidently build a portrait in terracotta clay! Beginning with armature construction, they will learn the ceramic and sculpture techniques to build a $\frac{3}{4}$ scale bust and prepare it for successful firing in a kiln. Foundational concepts such as symmetry, proportion, and basic anatomy will be taught using the Asaro (Planes of the Head) method. Students will then refine their sculptures by working from a live model, learning to achieve likeness using common-sense, relatable techniques. No experience with clay is necessary, and students preparing portfolios for college or atelier admission are especially encouraged to join. The concepts covered in this course can be transformative for serious art students already learning the figure in drawing and painting. Additional firing fees apply.

\$420.00



Youth Art Studio (Ages: 13-17)

C.J. Guerin

Thursday | 4:30 PM - 6:30 PM

7 Weeks: April 4 - May 23

Students will explore drawing, oil painting, printmaking and 3D work. We will learn the basics of each genre with an opportunity to learn about perspective, color mixing, composition etc. Students will be encouraged in finding their own personal voice with teacher support and guidance. This is a springboard class.

\$360.00

Mixed Media Art (Ages: 6-9)

Martha Bloom

Friday | 4:00 PM - 6:00 PM

8 Weeks: April 5 - May 24

Mixed Media is a good way to keep one's hand in all the fine art mediums like drawing painting printing collage assemblage and with their combinations. During the session there will be drawing from the model, still life and imaginative work. Painting both abstract and realistic collage using collected imagery, assemblage using 3D objects some sculpture with found objects and clay. A combination of mediums will be practiced as Mixed Media can incorporate personal expression. There will be an emphasis of working in one own style favored pallet and with interests and issues unique to each student -incorporated into their work Careful individual instruction and suggestions will be offered with some class discussion about art making artists techniques.

\$400.00

Heads, Hands & Feet (Ages: 14-17)

Nomi Silverman

Saturday | 9:30 AM - 12:30 PM

5 Weeks: April 6 - May 4

You can stop hiding the hands in pockets and running the feet off the page. This course will teach you to incorporate those dreaded appendages into your figures. We will work on drawing the face in different views, and combining the different parts into single comprehensive drawings.

\$380.00





PRINTMAKING

Relief Printmaking (Ages: 14-17)


Evelyn Harvey

Tuesday | 4:00 PM - 6:00 PM

8 Weeks: April 2 - May 21

This course explores the process of relief printing by reducing the printable surface through carving tools to create an image. Students sketch and plan their own unique design, carve a block, prepare paper, ink, and print a final image. Students determine their image by considering the carving process, inking, and layering abilities of printing. Through instructor demonstrations students develop their own design, and implement the relief printmaking process. The course encourages group critique and discussion, and provides one on one instructor feedback.

\$355.00



PHOTOGRAPHY & DIGITAL ARTS

Unlock your Graphic Design Skills: Create Flyers & Brochures in Photoshop (Ages: 14-17)

Bridget Pavalow

Monday | 4:00 PM - 6:00 PM

8 Weeks: April 1 - June 3

Are you interested in pursuing a career in graphic design? Join our exciting course which offers a unique opportunity to develop your graphic design skills and kickstart your portfolio development. You will gain hands-on experience and confidence in the use of Photoshop's tools while focusing on directives in the creation of flyers and brochure. This course will cover design essentials such as color theory, typography, and color values which will make your designs stand out from the crowd. Build on the basics and develop design skills for the creation of promotional materials for events, workshops or personal projects. These invaluable skills will help you to build your portfolio and set you on a path of success in the field of graphic design.

\$340.00



Introduction to Canva: Create Vision Boards to Manifest your Dreams (Ages: 10-13)

Bridget Pavalow

Tuesday | 4:00 PM - 6:00 PM

8 Weeks: April 2 - May 21

Manifest your dreams into reality with vision boards via Canva. In this transformational course, you will reflect on your inner desires to recreate them into your personal life and career. You will learn how to create an appealing vision board of images you resonate the most with to cultivate your journey. You will be guided by hands-on experience in developing your own brand kit while learning Canva's tools. Students will explore typography, letter and line spacing, implementation of prepared shapes and designs. This gratifying course will teach you how impactful visuals are when learning the right tools and integrating your dreams into reality.

\$340.00



Intersection of Digital Art: Nature Journaling and Digital Collage (Ages: 10-13)

Bridget Pavalow

Thursday | 4:00 PM - 6:00 PM

8 Weeks: April 4 - May 23

Strike a balance between traditional arts practices and the ever expanding world of digital arts processes. Students will learn to appreciate nature by stepping away from screens and observing the world around them. Using mediums such as pastels watercolors students will capture the beauty of nature in a personal sketchbook. They will then take their drawings and paintings back to the computer lab, to create beautiful digital collages, using Photoshop. Students will have the opportunity to develop basic Photoshop skills, while incorporating hands-on traditional arts mediums, with a focus on observation in nature.

\$340.00



Basics of Black & White Photography and Darkroom (Ages: 16 & Up)


Bruce Dunbar

Saturday | 10:00 AM - 1:00 PM

6 Weeks: April 6 - May 11

LEVEL: ALL LEVELS For photographers who are just beginning or those who need to refresh and/or improve their understanding of the basic photographic principles. Using the black and white process, students will learn concepts and ideas of photography by printing their own pictures. Discussions will revolve around students' work. Some photographic examples from art history will be shown. This class is open to students 16 years old and up. Students provide their own camera, film and printing paper.

\$370.00



YOUTH WORKSHOPS



PAINTING & DRAWING

Paint Like a Master in Oil (Youth Ages 13-17)

C.J. Guerin

Saturday | 10:00 AM - 3:00 PM

1 Day: April 13

Students will learn about the unique and subtle qualities of painting in oil. The techniques of setting up a palette, color mixing, use of mediums and care of materials will be shown. We will copy a master painting from several choices, learning technique and the aesthetic appeal of painting in oil.

\$190.00



PRINTMAKING

Cyanotype: Process & Exploration (Ages 14-17)

Evelyn Harvey

Saturday | 1:30 PM - 4:30 PM

1 Day: June 1

This course explores the process of Cyanotype and photographic image making. Cyanotype is a non-silver and non-digital light sensitive chemistry that can be applied on paper and exposed to create an image. When exposed and processed, Cyanotype shows an all over blue color that can be explored in value. This workshop offers guidance in applying the photosensitive chemistry, creating and using a negative, and exploration in capturing an image using light. The workshop also offers instructor demonstration and one on one feedback. Students are encouraged to bring their own negatives (any format) to explore with, but is not required.

\$165.00





MIXED MEDIA & COLLAGE

Sunday Mornings at Silvermine (Ages: 5-10)

Marta Kot

Rainbows and Rainy Days in Painting with Sketching & Drawing

Sunday | 9:00 AM - 1:00 PM

1 Day: April 7

May Flowers & More May Flowers: Collage on Canvas

Sunday | 9:00 AM - 1:00 PM

1 Day: May 05

Children explore with creativity and express themselves in a unique and personal way. Skills and techniques will be developed while painting, drawing, sculpting and making friends. Materials may include charcoal, fabric, paint, clay, watercolors, oil pastels, wood, foam, beads and glitter dust, more. View individual class offerings for a full description of the theme!

\$160.00



School Break Studio Art Jams (Ages: 5-10)

Marta Kot

Amazing Animals & Their Features

Monday | 9:00 AM - 1:00 PM

1 Day: April 15

Children will discover the beauty and magic of expression while exploring a variety of materials in each studio session. Skills and techniques will be developed while painting, drawing, sculpting and making friends. Materials may include charcoal, fabric, paint, clay, watercolors, oil pastels, wood, foam, beads and glitter dust, more. View individual class offerings for a full description of the theme!

\$160.00

School Break Studio Art Jams (Ages: 5-10)

Marta Kot

Spring Still Life with Personal Treasures

Thursday | 9:00 AM - 1:00 PM

2 Days: April 18 - April 19

Children will discover the beauty and magic of expression while exploring a variety of materials in each studio session. Skills and techniques will be developed while painting, drawing, sculpting and making friends. Materials may include charcoal, fabric, paint, clay, watercolors, oil pastels, wood, foam, beads and glitter dust, more. View individual class offerings for a full description of the theme!

\$305.00

