

Silvermine

Summer
2024



CELEBRATING
100
1922-2022

Silvermine School of Art

*Gail Symon Hicks,
Floral Painting Demonstration c.1960*

Summer Session

June 24 – August 18

Courses and workshops for adults

Registration Opens: May 7, 9:00am

School Closed: Independence Day – July 4

Fall Session

September 16 - December 8

Courses and workshops for adults and youth

Registration Opens: July 30, 9:00am

School Closed: Yom Kippur - October 11

Thanksgiving - November 28, November 29

Christmas - December 25

Want to Register Early?

Become a Silver Benefactor today! Donations totaling \$1,000 or more annually entitle you to register before the general public.

[Click here](#) to make your donation.

Give the Gift of Art

Gift Certificates for workshops and courses are available in any denomination. Call 203-966-9700 ext.2 to make your purchase.

Registration Information

Need Help Choosing a Course?

If you need assistance in your selection, contact the school office: 203-966-9700, ext. 2 or schoolregistrar@silvermineart.org

How to Register?

Online: www.silvermineart.org

Phone: 203-966-9700, ext. 2

NO IN-PERSON REGISTRATION OR EMAIL

Open Sketch

There is no Open Sketch during the Summer Session. This program will resume in the Fall.

School Office Hours

Monday – Friday

Hours: 9:00 AM – 5:00 PM

Phone: 203-966-9700, ext. 2

1028 Silvermine Rd, New Canaan, CT

The school office is located across the street from the main building, to the left of the Silvermine Market.



Enrollment & Withdrawal Policies

Policies regarding withdrawals and reimbursements vary based on program type (courses, workshops, summer art studios). Please be sure to familiarize yourself with all applicable policies prior to your registration.

View the full list of enrollment & withdrawal policies by [clicking here](#).

General Studio Policies

View the full list of studio policies [here](#).

Studio scheduling is at the discretion of Silvermine Art Center. Students attending programs are permitted to use the facilities during scheduled program times only.

Arrival/Set Up:

- If the studio set up is complete, students may enter the classroom 15 minutes before their class time.
- If the studio set up is not complete, students must wait outside of the classroom until permitted to enter.

Departure/Clean Up:

- Our studios are multi-use spaces operating 7 days a week. Students are expected to clean their individual spaces and be prepared to exit the class on time.
- It is imperative that neither paint or solvents are poured directly into the sinks. If you are unsure of the right way to clean your palette or brushes, please speak with your instructor.
- Please be mindful of our energy usage and close all doors & windows upon your exit.



Course Levels

Beginner (for students with little to no experience)

Intermediate (for students with a strong grasp of basic techniques)

Advanced (for students with significant experience and ability to work with some independence)

All Levels (for beginner, intermediate and advanced students)

Contents

[Adult Courses](#) **3-15**

[Painting & Drawing](#) **3-9**

[Ceramics](#) **9-11**

[Printmaking](#) **11**

[Metal & Sculpture](#) **12**

[Special Studies](#) **13**

[Photography & Digital Arts](#) **14**

[Mixed Media & Collage](#) **15**

[Adult Workshops](#) **15-26**

ADULT COURSES



PAINTING & DRAWING

From Studio to Field: Watercolor Landscape

Alex McFarlane

Monday | 9:00 AM - 12:00 PM

8 Weeks: June 24 - August 12

LEVEL: ALL LEVELS

This course is for beginners and experienced students who want to review techniques, with instruction. Watercolor painting is about technical skills that can be learned. There will be demonstrations at the beginning of every class. You will learn to develop inventive compositions and interpret your subject—still life, figure and landscape. There will be an emphasis on landscape towards the end of the semester, with the possibility of outdoor sessions.

\$440.00

Abstract Painting

Natasha Karpinskaia


Monday | 1:00 PM - 4:00 PM

6 Weeks: June 24 - July 29

LEVEL: INTERMEDIATE - ADVANCED

This course will explore intellectual elements of abstraction, it is about ideas that are at the core of abstract imagery. It's objective is to learn how to transfer experiences, concepts and perception of the real world into abstract images. We will experiment with color, shapes, lines, and texture. Some demos, exercises and discussions will also be included. The class is suitable for those who have taken introductory painting courses and have the desire to explore abstraction.

\$335.00



Big Picture: Choose Your Theme Figure, Landscape, or Still Life

Alex McFarlane

Tuesday | 1:00 PM - 4:00 PM

8 Weeks: June 25 - August 13

LEVEL: ALL LEVELS

This course is ideal for someone who wants to start, execute and finish one painting or drawing. For the narrative artist, there will be a sustained pose for the entire session. The still life artist will have an individual set-up tailored to meet his or her needs. For the landscape artist, there will be individual guidance in making nature look natural. There will be demonstrations.

\$440.00

Precursor to Portraiture: Head Painting

Rick McCollum

Tuesday | 9:00 AM - 12:00 PM

8 Weeks: June 25 - August 13

LEVEL: ALL LEVELS

This class will concentrate on painting the human head. Topics covered will be a review of the basic proportions and structure of the head. The major planes and shapes of the head and how the features are set into the skull in terms of construction. Students will learn preferred lighting techniques to be able to take their own photos to use as good painting and drawing reference. How to mix flesh tones and blocking in values along with edge control will be discussed. There will be demos, handouts and individual guidance by the instructor.

\$470.00



Abstract Painting with Eric Jiaju Lee

Eric Jiaju Lee

Tuesday | 6:00 PM - 9:00 PM

6 Weeks: June 25 - August 6

LEVEL: BEGINNER

The purpose of this course is to learn how to engage abstraction through painting. Designed for all skill levels, students will learn various approaches to abstract painting. Students will be guided in some of these approaches through the context of art historical examples. Students will also be encouraged to discover their own personal approach to abstract painting. The ideas and techniques that students will learn are: semi to absolute abstraction, geometric abstraction, organic abstraction, process-based abstraction, and atmospheric abstraction. To achieve certain results, students will be learning new and unique approaches that depart, sometimes wildly, from traditional painting methods. Ultimately, this course is meant to demystify what abstract art is, and to allow students to experience the powerful expressiveness of abstract painting.

\$335.00



Figure Drawing: Long Poses

Justin Wiest

Tuesday | 6:00 PM - 9:00 PM

6 Weeks: June 25 - July 30

LEVEL: ALL LEVELS

Artists can increase their focus and intensity by looking longer and more patiently. A deeper and clearer image can arise when we aren't hurried to finish. With this steady effort in looking the artist's eye will begin to "see". The complexity of the figure becomes understood as the artist is able to apply creative expression to observation. All levels and media welcome.

\$415.00

Painting Animals in Oils

Felicia Feldman

Tuesday | 6:00 PM - 9:00 PM

6 Weeks: June 25 - July 30

LEVEL: ALL LEVELS

This class will focus on everything from structure, form, and textures of different types of animals. We will be using a more direct approach to painting, with a simple under-drawing to start. The first half of the semester will have a demonstration by the instructor where each student can follow along step by step. The second half of the semester students will work independently on their favorite animal of choice. Every class will have individual guidance and critique from the instructor. Students have the option to work in traditional or water mixable oils.

\$335.00



Drawing in Harmony

Timothy Cronin

Tuesday | 6:30 PM - 8:30 PM

6 Weeks: June 25 - July 30

LEVEL: ALL LEVELS

In this course students will learn to draw using the mind, eye and hand in harmony. Students are encouraged to find their own 'voice' and 'story' within their drawings. Emphasis will be on observational drawing while learning composition, line, form and value. This Class is meant for all levels of artist. Beginners looking for foundational skills or experienced artists wanting to strengthen their craft.

\$300.00



Painting 101: Foundation Painting

Alex McFarlane

Wednesday | 9:00 AM - 12:00 PM

6 Weeks: June 26 - July 31

LEVEL: BEGINNER - INTERMEDIATE

This course is for beginning and intermediate students who want to learn the techniques and procedures necessary for painting in oils or acrylics. Basic skills in drawing, composition, mixing and applying paint will be demonstrated. Subject matter will include still life, figure, portrait and landscape. You will be guided through the foundation steps towards a satisfying work of art.

\$380.00



SUMMER FLING! Gardens, Seashore, and Travels Through Pen, Ink, & Watercolor

Nancy McTague-Stock

Wednesday | 1:00 PM - 2:30 PM

8 Weeks: June 26 - August 14

LEVEL: ALL LEVELS

This course introduces you to the many possibilities inherent in using pen and ink along with watercolor! The focus will be on teaching you not only the basic techniques of each medium, but also to assist each student in creating work that is truly their own voice, not the voice of the instructor or anyone else! Summer brings us outside to the garden, seashore, landscape and travels. From realism, portraiture, abstraction, to illustrated writing/journaling, all genres of interest are welcome. My passion lies in bringing out the artist in YOU! Artists, dabblers, writers are all welcome to explore the virtues of pen and ink and watercolor, both separately and together, all while learning, sharing and having FUN!!! No experience required...just your energy and interest!

\$480.00



Sunset Plein Air

Justin Wiest

Wednesday | 5:00 PM - 8:00 PM

5 Weeks: June 26 - July 31

LEVEL: ALL LEVELS

The late afternoon and evening moments provide incredible color opportunities for the landscape painter. The extended summer hours give the artist the luxury of reflecting on nature's endless compositional choices. Whether working near water or in a quiet field, painting is an intimate way to connect with our environment. We will work at various locations around the area. All levels and media are welcome.

\$295.00



Beginner Drawing

Evelyn Harvey

Wednesday | 6:00 PM - 9:00 PM

8 Weeks: June 26 - August 14

LEVEL: BEGINNER

A beginner drawing class designed to develop basic drawing skills to create a three dimensional illusion onto a flat surface using drawing tools and paper. The class explores line expression, line variation, scale and proportion, depth, composition, and value to render an image. Utilizing a still life to draw from and instructor demonstrations, student implement these drawing skills into their own work. The course encourages group critique and discussion, and provides one on one instructor feedback.

\$440.00



Portraiture: The Basics

Dennis Lyall

Wednesday | 6:00 PM - 9:00 PM

8 Weeks: June 26 - August 14

LEVEL: BEGINNER

Learn how to draw and paint the face and head. Explore how to compose a portrait and build your work with light, color, tone, shadow and volume. You will also learn how to best use your paints and materials, and mistakes to avoid.

\$480.00



Foundational Painting I

Rick McCollum

Thursday | 9:00 AM - 12:00 PM

6 Weeks: June 27 - August 8

LEVEL: BEGINNER

This class will concentrate on the fundamentals and processes of representational painting. Emphasis will be painting from the still life and photos. Students will learn how to analyze, interpret and apply light to form and space. Class objectives are learning how to use the tools of painting: brushes, how to mix paint, learning value, (the lightness and darkness of an object), using edge control, (soft or hard edges when painting), the properties of color, painting multiple objects with a focal point or points, pictorial composition, painting highly reflective objects like glass and metal, painting a portrait, lighting and photographing the human head, and learning to mix flesh tones. There will be instructor demos and handouts along with individual student guidance. No prior painting experience is necessary, but some drawing ability is needed.

\$335.00

Acrylic Abstract Painting

Aleksandr Razin

Thursday | 1:00 PM - 4:00 PM

6 Weeks: June 27 - August 8

LEVEL: INTERMEDIATE - ADVANCED

Students will develop a working knowledge of abstract painting that challenges them to see and interpret in new ways. Using acrylics students will learn color, line, movement, and form, through individual instruction. Subjects include landscape and still life, as well as non-representational forms.

\$335.00



Acrylic Painting Projects for Beginners

Nash Hyon

Thursday | 6:00 PM - 9:00 PM

6 Weeks: June 27 - August 8

LEVEL: BEGINNER

This class is designed for students new to acrylic painting. We will explore a series of painting projects using paint, collage and various acrylic mediums with abstract, still life and landscape included. Basic information on color, composition and individual style will be covered.

\$335.00

Color Theory

Eric Jiaju Lee


Thursday | 6:00 PM - 9:00 PM

8 Weeks: June 27 - August 22

LEVEL: ALL LEVELS

The purpose of this course is to demystify and clearly explain how color can be applied for spectacular results. Students will learn about color and its many symbolic and expressive aspects. They will approach color as a phenomenon of light and learn about the three dimensions of color: Hue, Value and Saturation, Students will apply their learning about the aspects of color using acrylic paint, through exercises and painting. This also involves understanding the different ways colored paint is made and how their differing qualities influence mixture and application. Students will gain a level of mastery of color to communicate and convey effectively in all their artistic endeavors. The instructor of this class descends from a lineage of pioneering color theorists that dates back to the 1940's.

\$440.00



Topics in Oil

Justin Wiest

Thursday | 6:00 PM - 9:00 PM

6 Weeks: June 27 - August 8

LEVEL: ALL LEVELS

Oil paint can describe so many subjects and textures which makes it the most dynamic medium. Learn to manipulate oil paint effectively to achieve different effects. The instructor will give demonstrations in techniques such as glazing and velatura. The class will be broken up into 3 subjects: landscape, still life, and portrait.

\$365.00

Drawing & Painting in Combination

Alex McFarlane

Thursday | 7:00 PM - 10:00 PM

8 Weeks: June 27 - August 22

LEVEL: ALL LEVELS

This course is designed to instruct students in the fundamentals of drawing, composition and the basic techniques of painting. Mixing and applying paint will be demonstrated. Subjects such as still life, figure and landscape will be covered. Those who wish to draw exclusively are guided from a beginning thumbnail to a finished presentation. Likewise, the painters will learn their craft step-by-step.

\$405.00



Fundamentals of Landscape Painting: Oils, Acrylics & Watercolors

Alex McFarlane

Saturday | 9:30 AM - 12:30 PM

5 Weeks: June 29 - July 27

LEVEL: ALL LEVELS

This is a how-to class. Learn how to create mood and atmosphere from haze, fog and moodlight to brilliant daylight. There will be demonstrations during every class. How to create compositions will be emphasized because the better your composition, the better your painting will project the desired mood.

\$295.00

Painting Your Narrative: Illuminated Memories as Your Own Aesthetic

Dmitri Wright

Monday - Thursday | 10:00 AM - 4:00 PM

4 Days: July 15, July 16, July 17, July 18

LEVEL: ALL LEVELS

Bonnard and Matisse, each in their own way, did not necessarily paint to record; instead, each reconstructed painterly elements based upon their personal fondness of their subject. In this week-long workshop, you will explore how to move through your Illuminated Memories to create a symbolic representation of your subject capturing the uniqueness of-the-moment in a visual narrative. We will focus on creating stories in paint that unites oneself, as we are today, with those cherished memories. You will learn, develop and experience new usages of personalized color, texture, form, and shape as tools to compose your perspective in re-remembering to capture the illuminated moment, leaving an image of literalness on the canvas in celebrating life. Students will experiment with idea generators such as thought poems, word sketches, displayed thinking, personalized palettes, and the effective use of preparatory sketches and studies through a reflective process before entering into with wash drawing and painting in their selected media. There will be lectures on the different schools of applications from impressionism, post impressionism, fauvism on up to the abstraction methods to consider, demonstrations on application of materials, along with one-on-one attention. Students are welcome to bring personal photographs and/or artwork to work from.



\$685.00



CERAMICS

*****A firing fee deposit is included in the price. Additional fees apply for students who exceed the deposit amount. Credits will be applied for students who do not meet the firing fee deposit total*****

On & Off the Potter's Wheel for All Levels

Jon Puzzuoli

Monday | 5:00 PM - 7:00 PM

8 Weeks: June 24 - August 12

LEVEL: ALL LEVELS

Whether you've never touched clay or have been at it for years, this class will accommodate your needs. The initial focus of the class will be on the potter's wheel and will then transition to exploration of handbuilding techniques, with an emphasis on slab work. Beginners will be taught foundational wheel skills, general pottery techniques and gain an understanding of the complete ceramic process. For those who have more experience, the class will focus on complex forms, various surface treatments and advanced glazing methods. Class demos as well as individual instruction will be provided.

\$465.00

Exploring Soda Firing

Jon Puzzuoli

Tuesday | 5:00 PM - 7:00 PM

8 Weeks: June 25 - August 13

LEVEL: INTERMEDIATE - ADVANCED

Create work, glaze and fire your pottery in our newly built Soda Kiln and learn about this unique firing process from beginning to end. During the beginning of the semester we design work with this firing method in mind. Weekly demos will refine your skills and individual instruction. Mid semester, we will explore flashing slips and 7 new glazes, including new crystalline matte and ash glazes. As a class we will then prep for the firing and strategically load the kiln. At the end of the semester, we will fire the kiln collectively and participate in adding wood, baking soda and salt through the kilning. The class will also have access to the gas reduction kiln.

\$465.00



Potter's Wheel for All Levels

Jon Puzzuoli

Tuesday | 7:30 PM - 10:00 PM

8 Weeks: June 25 - August 13

LEVEL: ALL LEVELS

Whether you are new to the potter's wheel or wish to build upon your existing skills, this class will fill your needs. Beginners will be taught the important skills needed to create a vessel on the wheel. For those who have more experience, the class will focus on more complex shapes, various surface textures and alternative glazing methods. Class demos as well as individual instruction will be provided.

\$525.00

Thursday | 7:30 PM - 10:00 PM

8 Weeks: June 27 - August 22

Intermediate Handbuilt Pottery

Zach Dunn

Wednesday | 5:00 PM - 7:00 PM

8 Weeks: June 26 - August 14

LEVEL: INTERMEDIATE

Take your functional pottery game to the next level as you explore various methods and techniques to create functional forms off the wheel. Enroll in this six-week course taught by an experienced and nationally recognized ceramic artist. Students will utilize a variety of construction techniques including: the use of hump and slump molds; the use and creation of rigid foam molds; the application of feet, handles, rims, and lids; exploring templates to build repeating forms. Additionally, a variety of decorating and finishing techniques will be introduced, such as, the use of slip and engobes, stencils, sgraffito, and mishima. You will create functional pieces for the home and table as you begin to expand your skills and knowledge beyond the round. These pieces will include but are not limited to cups, trays, bowls, plates, dishes, vases, jars, pitchers, and more. There will be group demonstrations as well as individual instruction for all students. This class will offer a fun, creative learning environment where personal exploration and expression are welcomed and the development of one's own style is encouraged. Basic knowledge of clay and ceramics is preferred.

\$465.00



Pottery & Vessel Sculpture: Intermediate to Advanced

Keiko Ashida

Saturday | 9:30 AM - 12:30 PM

8 Weeks: June 29 - August 17

LEVEL: INTERMEDIATE - ADVANCED

Intermediate and advanced students will explore alternative methods. A variety of wheel throwing, hand building, and surfacing, and glazing techniques will be covered. The emphasis is on using skills to build vessel sculptures on and off the wheel. Personal creativity will be encouraged.

\$585.00



PRINTMAKING

Printmaking Without the Press

Natasha Karpinskaia

Monday | 9:00 AM - 12:00 PM

6 Weeks: June 24 - July 29

LEVEL: ALL LEVELS

In this course we will experiment with printing without the press and learn various techniques like stencils, contact drawing, chine colle, etc. The class will include demos, practicing various methods and discussions. No prior experience is necessary.

\$355.00





METAL & SCULPTURE

****Clay Sculpture Courses: A firing fee deposit is included in the price. Additional fees apply for students who exceed the deposit amount. Credits will be applied for students who do not meet the firing fee****

The Art of Stone Sculpture

Andrew Davis

Thursday | 10:00 AM - 2:00 PM

8 Weeks: June 27 - August 22

LEVEL: ALL LEVELS

Students will learn, through hands-on experience and demonstrations, this timeless art of sculpting stone and working with various types of stone. Experience hand and power tools while executing a stone piece. You will be taken through the entire process from stone selection to carving and polishing.

\$560.00

Creating an Accurate Portrait in Clay

Michael Keropian

Thursday | 6:00 PM - 9:00 PM

6 Weeks: June 27 - August 8

LEVEL: ALL LEVELS

Mr. Keropian will provide instruction on creating an accurate portrait in clay. Starting with building a proper armature, taking measurements, establishing proportions and understanding the basic structure and anatomy of the head. He will also provide information about using photographs, understanding various sculptural styles of creating a likeness, and share some history of portraiture through the ages. Since most of the student's will be firing their finished work, an explanation and demonstration on how to properly hollow your portraits for the kiln will also be covered. Beginner to advanced artists are welcome.

\$465.00



The Art of Stone Sculpture

Andrew Davis

Thursday | 7:00 PM - 10:00 PM

8 Weeks: June 27 - August 22

LEVEL: ALL LEVELS

Students will learn, through hands-on experience and demonstrations, this timeless art of sculpting stone and working with various types of stone. Experience hand and power tools while executing a stone piece. You will be taken through the entire process from stone selection to carving and polishing.

\$450.00



SPECIAL STUDIES

Sogetsu Ikebana: The Japanese Art of Flower Arrangement

Shizue Pleasanton

Wednesday | 10:00 AM - 12:00 PM

8 Weeks: June 26 - August 14

LEVEL: INTERMEDIATE - ADVANCED

Sogetsu Ikebana is much more than "Japanese flower arranging," it is a modern form of an ancient art of sculpture with living materials. Students will learn the traditional principles and aesthetic disciplines, combined with creative energies to capture, express and enhance natural beauty.

\$350.00

Make a Roman Mosaic

Cathleen Newsham

Thursday | 9:00 AM - 12:00 PM

6 Weeks: June 27 - August 8

LEVEL: ALL LEVELS

Learn how to make an ancient mosaic using modern methods and materials. Using colorful Italian smalti, wheeled nippers, thin set as an adhesive, and polymer fortified grout, professional mosaic artist Cathleen Newsham will show you how to create one of several ancient mosaic designs (or you can supply your own). You will be supplied with a tile backerboard base with a wire hanger on the back that can be hung indoors.

\$450.00

No-Grout Spontaneous Mosaics

Cathleen Newsham

Friday | 9:00 AM - 12:00 PM

4 Weeks: June 28 - July 19

LEVEL: ALL LEVELS

Learn an intuitive way of creating mosaics using stone, rocks, minerals, shells, glass tile and crockery. Cathleen Newsham, a professional mosaic artist and designer will guide you through the process of designing and creating your own unique abstract composition. You will be supplied with a 12"x12" mosaic surface and learn to mix small amounts of thin-set adhesive that will secure the materials to the board. You are also welcome to bring your own materials for this workshop. Hand-built ceramics and broken pottery shards are ideal for this project and personalize your piece. We will not be grouting in this program so your final mosaic will not be appropriate for outdoor use, but at the conclusion of the workshop it will be ready to hang in any indoor location.

\$325.00





PHOTOGRAPHY & DIGITAL ARTS

Visual Storytelling: Painting with Adobe Photoshop

Eric Urquhart


Tuesday | 6:30 PM - 9:30 PM

6 Weeks: June 25 - July 30

LEVEL: BEGINNER

In this course we will learn to use composition, light, and color to create dynamic images that tell a story. Using Adobe Photoshop we will cover the entire process of digital painting going from rough thumbnails to final painting. Along with learning light, composition, and color, we will also go over the basics of getting started with digital painting. This course welcomes both beginner and intermediate students.

\$335.00



The Fine Art of Black & White Photography and Darkroom

Bruce Dunbar

Wednesday | 9:30 AM - 12:30 PM

6 Weeks: July 10 - August 14

LEVEL: ALL LEVELS

This is an all level course for those wishing to learn or refine their techniques and ideas. Emphasis is placed on the printing process and presentation of images. Demonstrations, critiques, and slide lecture presentations will be given as a means to investigate creativity, as well as to gain insight into creating ideas and understanding concepts of b/w photographs. Some assignments will be given. Students are encouraged to make their own assignments and do work outside of class.

\$370.00

Introduction to Darkroom Photography

Adrian Martinez


Friday | 9:30 AM - 12:30 PM

6 Weeks: July 12 - August 16

LEVEL: ALL LEVELS

This is an all level course for those wishing to learn or refine their techniques and ideas. Emphasis is placed on the printing process and presentation of images. Demonstrations, critiques, and slide lecture presentations will be given as a means to investigate creativity, as well as to gain insight into creating ideas and understanding concepts of b/w photographs. Some assignments will be given. Students are encouraged to make their own assignments and do work outside of class.

\$370.00





MIXED MEDIA & COLLAGE

Exploring Mixed Media

Natasha Karpinskaia

Wednesday | 6:00 PM - 9:00 PM

6 Weeks: June 26 - July 31

LEVEL: ALL LEVELS

It is a very playful class, and yet serious. Through mixed media we see familiar forms and textures anew. We will experiment with different mediums, techniques and materials to juxtapose textures and forms on various surfaces - painting, drawing, prints, collage, found or recycled things. We will work with stencils, stamping, oil pastels, crayons, pencils, collage, image transfer, etc. The combinations are endless, but the main idea is to combine and layer materials to create unique works. Various approaches will be demonstrated, and both figurative and abstract imagery will be used. Mixed media is a great way to discover oneself and discover one's own individual style. No prior experience is required, and all levels are welcome.

\$355.00

ADULT WORKSHOPS



SILVERMINE EXPERIENCES

One Night Stand: Fluid Acrylic Pours

Nash Hyon

Friday | 7:00 PM - 9:00 PM

1 Day: June 28

Friday | 7:00 PM - 9:00 PM

1 Day: July 26

Come learn the techniques, tips and tricks of acrylic pours in this fun, interactive workshop. Learn various techniques to create abstract paintings without any painting experience. Each person will do two different pours on canvas that create multi-colored abstract designs.

\$75.00



One Night Stand: Botanical Printing - Silk Scarves

Bonnee Pecquex

Friday | 7:00 PM - 9:00 PM

1 Day: June 28

Friday | 7:00 PM - 9:00 PM

1 Day: July 20

Saturday | 2:00 PM - 4:00 PM

1 Day: August 9

Botanical printing, also known as eco-printing, is an artistic technique that involves using plant materials to create unique and intricate patterns on fabric or paper. It is a natural and sustainable way to incorporate the beauty of nature into visual art. By carefully arranging leaves, flowers, and other plant parts on the surface of the material and applying pressure and heat, the pigments and tannins present in the plants are transferred, resulting in stunning, one-of-a-kind designs. This eco-friendly form of printing provides a connection to the natural world and allows for endless creative possibilities. Come and learn this magical process and you will be forever 'hooked'! There will be a brief lecture about the technique, and then each person will get an opportunity to make a silk scarf to take home with them.

\$75.00



One Night Stand: On the Potter's Wheel

Jon Puzzuoli

Friday | 7:00 PM - 9:00 PM

1 Day: June 28

Friday | 7:00 PM - 9:00 PM

1 Day: July 12

Friday | 7:00 PM - 9:00 PM

1 Day: July 26

Friday | 7:00 PM - 9:00 PM

1 Day: August 9

Join us for a fun evening out with friends or family! The evening will start with a wheel throwing demonstration followed by an opportunity for you to learn how to throw on the potter's wheel. You'll create your very own bowl(s) which we will glaze and fire for you to pick up at a later date. We promise you'll have a blast and it will be a different experience for you. Bring a friend, family member or a date, and enjoy the evening. The pieces will take four to six weeks to fire, and the school office will notify you when pieces are ready to be picked up.

\$75.00



One Night Stand: Botanical Printing - Journal Covers

Bonnee Pecquex

Saturday | 2:00 PM - 4:00 PM

1 Day: June 29

Friday | 7:00 PM – 9:00 PM

1 Day: July 19

Saturday | 2:00 PM - 4:00 PM

1 Day: August 10

Botanical printing, also known as eco-printing, is an artistic technique that involves using plant materials to create unique and intricate patterns on fabric or paper. It is a natural and sustainable way to incorporate the beauty of nature into visual art. By carefully arranging leaves, flowers, and other plant parts on the surface of the material and applying pressure and heat, the pigments and tannins present in the plants are transferred, resulting in stunning, one-of-a-kind designs. This eco-friendly form of printing provides a connection to the natural world and allows for endless creative possibilities. Come and learn this magical process and you will be forever 'hooked'! There will be a brief lecture about the technique, and then each person will get an opportunity to print a piece of wool that can be used to cover a journal/sketchbook (provided in the class) to bring home with them.

\$75.00



One Night Stand: Gel Plate Printing

Nash Hyon

Friday | 7:00 PM - 9:00 PM

1 Day: July 12

Friday | 7:00 PM - 9:00 PM

1 Day: August 9

No experience needed! In this new, fun two hour workshop we will experience the magic of printing in multiple colors, design, textures and transfers using the gel plate. With water based paints multiple layers will be created by printing the same paper over and over. When these dry, the prints may be used for collage, cards, gift wrap or framed as finished artwork. You will be amazed at what you can make during the two hours of this workshop.

\$75.00

One Night Stand: Painting the Masters

Nash Hyon

Friday | 7:00 PM - 9:00 PM

1 Day: August 2

Learn to work with acrylic paints by painting your own version of a famous artist's painting. Art students have been doing this for generations and we will show you how to transfer the image along with basic acrylic painting techniques. You don't need to know how to draw! In the past we have done paintings by Van Gogh and Cezanne and Georgia O'Keefe. Have fun and create your own masterpiece! Materials are included.

\$75.00



One Night Stand: Fluid Acrylic Pours II


Nash Hyon

Friday | 7:00 PM - 9:00 PM

1 Day: August 16

Students should have experience with Acrylic Pours, Prior attendance in Fluid Acrylic Pours I is highly suggested. Loved doing fluid acrylic pours? Acrylic Pours II will go beyond the "dirty" pour technique to two new ways to create unique, multi-colored abstract designs on canvas.

\$75.00



PAINTING & DRAWING

Loosen Up!

Souby Boski

Sunday | 11:00 AM - 3:00 PM

1 Day: June 30

Students will learn how to loosen up and apply their paint in a more gestural, painterly manner. Techniques and observations on what it will take to "loosen-up" your paintings. Nearly all of these tips have a common denominator - simplification. The more you simplify what you do, the more it frees your mind to concentrate on staying loose. Students will practice using bigger brushes, more paint and working faster. We will take color to new unexpected places, departing from realism.

\$145.00

Introduction to Encaustic Painting (Hot Wax)

Nash Hyon

Saturday | 10:00 AM - 3:00 PM

1 Day: July 6

Love how encaustic paintings look? Want to know more about it and try it out without a large investment of time or materials? In this workshop you will learn all the basics including, tools, techniques, and safety. After demonstrations, you will have time to work hands-on with this unique and historic medium that is gaining popularity among all types of artists. The school will supply all of the equipment. Please see our website for additional materials you should bring.

\$185.00



Hot HOT Hot: Depicting Temperature Through Color

Jill Nichols

Saturday, Sunday | 9:30 AM - 3:30 PM

2 Days: July 13 - July 14

A combination of in studio and plein air landscape workshop with a focus on creating a dynamic painting, describing temperature with color. All painting mediums are welcome. Demos will be in oil and or gouache.

\$355.00



Painting Your Narrative: Illuminated Memories as Your Own Aesthetic

Dmitri Wright

Monday - Thursday | 10:00 AM - 4:00 PM

4 Days: July 15, July 16, July 17, July 18

LEVEL: ALL LEVELS

Bonnard and Matisse, each in their own way, did not necessarily paint to record; instead, each reconstructed painterly elements based upon their personal fondness of their subject. In this week-long workshop, you will explore how to move through your Illuminated Memories to create a symbolic representation of your subject capturing the uniqueness of-the-moment in a visual narrative. We will focus on creating stories in paint that unites oneself, as we are today, with those cherished memories. You will learn, develop and experience new usages of personalized color, texture, form, and shape as tools to compose your perspective in re-remembering to capture the illuminated moment, leaving an image of literalness on the canvas in celebrating life. Students will experiment with idea generators such as thought poems, word sketches, displayed thinking, personalized palettes, and the effective use of preparatory sketches and studies through a reflective process before entering into with wash drawing and painting in their selected media. There will be lectures on the different schools of applications from impressionism, post impressionism, fauvism on up to the abstraction methods to consider, demonstrations on application of materials, along with one-on-one attention. Students are welcome to bring personal photographs and/or artwork to work from.

\$685.00



Summer Sun

Jill Nichols

Saturday, Sunday | 9:30 AM - 3:30 PM

2 Days: July 27 - July 28

A combination studio/plein air landscape workshop with a focus on creating a dynamic painting(s) describing light with color. All painting mediums are welcome. Demos will be in oil and or gouache.

\$355.00



Whisper of the Waves: Marine Painting Workshop

Dennis Lyall

Saturday | 10:00 AM - 4:00 PM

1 Day: July 27

During this six hour, marine focused workshop, you will have the chance to create two paintings from the following themes: Harbor Scenes, Ship(s) at Sea, or Shorelines with Waves and Clouds. Students have the option of either working in Acrylics or Oils. References to work from will be provided, however students are welcome to bring their own reference material for at least one painting.

\$185.00



Geometric Abstract Painting

Eric Jiaju Lee

Sunday | 1:00 PM - 4:30 PM

3 Weeks: July 28, August 4, August 11

LEVEL: ALL LEVELS

The goal of this workshop is to learn about and create a Geometric Abstract Painting. Designed for all skill levels, students will learn approaches to thinking through geometry and abstraction to create interesting and beautiful works of art. Students will be guided in these approaches through the context of art historical examples such as the OpArt movement, the work of Al Held, Agnes Martin, Paul Corio, and other artists associated with Color Field Painting. Students will discover their own personal approach to Geometric Abstract Painting. There will also be a brief introduction to Color Theory. Some work between classes may be required to complete the painting. The workshop will culminate in a group critique through which students can discuss and enjoy each other's beautiful new work of art.

\$330.00



Portrait Intensive

Justin Wiest

Saturday, Sunday | 10:00 AM - 3:00 PM

2 Days: August 3 - August 4

Students will learn how the lighting is the main concern in portrait composition. Next is the organization of values (drawing component) and then we will finish by determining the specific hues and chroma of our set up. Day one starts with a small, rapid oil study. From here we will do a larger block in. The second day we will refine our shapes and edges. Demonstrations of specific techniques will be given throughout the workshop and the students will be encouraged to make color charts specific to the model.

\$345.00





CERAMICS

Wheel Throwing for Beginners

Wendy Hower

Saturday | 10:00 AM - 4:00 PM

1 Day: June 15

Ever wanted to spend a day learning the basics of the pottery wheel? If so, this class is for you. Come spend the day with fellow beginners as they learn to create on the wheel. We will make plates, bowls and cylinders. All pieces will be bisque fired in the studio kiln and glaze fired as well. Clay and firing costs are included in the cost of the workshop.

\$220.00



Raku Workshop

Jon Puzzuoli

Sunday | 10:00 AM - 5:00 PM

1 Day: June 23

LEVEL: INTERMEDIATE - ADVANCED

Students bring their bisque pieces and spend the day glazing and firing in the raku kiln. We will do a combination of firings: traditional raku, and fuming techniques using horsehair and feathers. Students should use white stoneware clay, which may be purchased in advance. Pieces can be bisque fired in Silvermine's kiln two weeks prior to the date of the workshop. We will accommodate as many firings as the day allows. Expect to get at least 5 medium size (approximately 8 x 8 x 8 inches would be considered medium size) pieces fired. Pieces should be based on cylindrical forms, not flat, or over 10 lbs.

\$250.00





PRINTMAKING

Cyanotype: Process & Exploration

Evelyn Harvey

Saturday | 10:00 AM - 1:00 PM

1 Day: July 13

Cyanotype is a non-silver light sensitive chemistry that is reactive to UV light exposure. When exposed and processed, Cyanotype prints show an all over blue color that can be explored in value. This workshop offers guidance in applying the photosensitive chemistry, creating prints with natural and found materials and exploration in capturing an image using sunlight. You may bring in negatives or materials such as flowers & leaves (real or silk), feathers, lace, buttons, safety pins or any variety of graphic household items, all of which can be exposed with this process! The workshop will offer instructor demonstration and one on one feedback. This workshop will be held in the studio and outside under the sun's rays, so please dress appropriately for the weather.

\$165.00



Introduction to Relief Printmaking


Evelyn Harvey


Saturday | 10:00 AM - 1:00 PM

1 Day: August 17

An introductory workshop to the process of relief printmaking. Using a linoleum block, design and carve your own image to print on paper. The workshop reviews what printmaking is, how to handle the carving tools, creating an image through relief, registering paper, and printing. This workshop is geared for those who want to explore the process and understand the steps and tools required.

\$110.00





METAL & SCULPTURE

Adult Claytime: Sculpting from Photos

Julia Murphy

Saturday, Sunday | 10:00 AM - 3:00 PM

2 Days: July 20 - July 21

Saturday, Sunday | 10:00 AM - 3:00 PM

2 Days: August 17 - August 18

In this flexible recurring workshop, students will learn how to create clay sculpture from photo reference. Working from photos allows artists to work on projects at their own pace when a live model isn't feasible or a subject isn't available, and is a valuable skill in the toolkit of any visual artist. Topics such as planning, perspective, dealing with distortion, and knowing how to select the right photographs will be covered. Students will also learn methods for taking their own accurate photographs to set themselves up for successful and efficient sculpting. While general sculpting techniques will be covered during the workshop, students should have a basic level of experience working in a clay medium. Water-based terracotta clay will be provided. Students wishing to work in oil-based plasticene will be responsible for purchasing their own NON-SULFUR clay and setup as per the workshop supply list. **IMPORTANT:** An armature or relief board is mandatory to begin work on the first day of class, and any student without one will be unable to begin. Armatures may be ordered on-demand directly from the instructor up to two weeks prior to workshop start. To request an armature, please contact the school office by phone at (203) 966-9700 x 2 or by email at Kelly@Silvermineart.org.

\$315.00



JEWELRY & METAL ARTS

For the Absolute Beginner: A Rings Workshop

Gail Bradshaw

Monday, Tuesday | 10:00 AM - 3:30 PM

2 Days: June 24 - June 25

This is a beginner-level workshop for those who want to explore jewelry-making through the creation of rings. You will be introduced to texturing and patterning of metal, and basic soldering in the construction of unique ring bands. A materials kit of silver will be available for purchase from the instructor. Please bring cash for the purchase.

\$300.00

Keum-boo Technique

Gail Bradshaw

Monday, Tuesday | 10:00 AM - 4:00 PM

2 Days: July 8 - July 9

Keum-boo is a beautiful and cost-effective way to add gold to your jewelry. In this Korean technique, thin 24k gold is applied to silver with pressure and heat, creating a permanent diffusion bond. Included in the cost of the class is one-quarter of a sheet of Korean gold keum-boo foil, and a small square of sterling and fine silver to which the gold will be fused.

\$425.00



Dimensional Metalsmithing

Gail Bradshaw

Thursday, Friday | 10:00 AM - 4:00 PM

2 Days: July 11 - July 12

This workshop is for enamellists and metal workers who want to add dimensionality to their work. It takes you past the pre-stamped shapes or flat sawn shapes normally used for enameling or beginning jewelry fabrication. Explore texturing metal, sawing to create your own shapes, riveting to layer various metal shapes, and fold-forming to create 3-D forms. Follow-up this workshop with *Adventures in Enameling* to enamel the shapes created in this workshop. Copper will be provided. No previous experience necessary.

\$320.00



Adventures in Enameling for All Levels

Gail Bradshaw

Monday, Tuesday | 10:00 AM - 4:30 PM

2 Days: July 15 - July 16

This workshop is an introductory workshop perfect for those who have always wanted to explore enameling or for those who wish to refine their skills. Discover the magic when you combine grains of glass, metal and heat - a fun mixture of design and happenstance. Explore traditional and cutting-edge experimental techniques and get great results, even if it's your first time. Enameling can be incorporated into jewelry, small art, garden or home decor items and on completed PMC pieces. Workshop is ideal for beginners and intermediate students and a great follow-up to *Metalsmithing for Enamellists*. A materials list will be provided upon registration. No experience necessary.

\$340.00





SPECIAL STUDIES

Harmony Flow Yoga in the Gallery

Elysa Demartini

Monday | 9:30 AM - 10:30 AM

1 Day: June 24

Monday | 9:30 AM - 10:30 AM

1 Day: July 1

Monday | 9:30 AM - 10:30 AM

1 Day: July 8

Monday | 9:30 AM - 10:30 AM

1 Day: July 15

Monday | 9:30 AM - 10:30 AM

1 Day: July 22

Monday | 9:30 AM - 10:30 AM

1 Day: July 29

Monday | 9:30 AM - 10:30 AM

1 Day: August 5

Monday | 9:30 AM - 10:30 AM

1 Day: August 12


Monday | 9:30 AM - 10:30 AM

1 Day: August 19

Immerse yourself in a unique fusion of Gentle Flow Yoga and art appreciation in the serene setting of our gallery. "Harmony Flow Yoga in the Gallery" is a workshop designed for both yoga enthusiasts and those new to the practice, creating a space where the beauty of movement blends seamlessly with the inspiration of art. Join us for a morning of rejuvenation and creativity as we combine the ancient art of yoga with the visual artistry surrounding you. Class Highlights: 1. Quiet Stillness - Begin the session in the tranquil ambiance of the gallery, fostering a sense of calm and mindfulness. 2. Warm-up and Energize - Gentle flowing sequences to warm up the body, preparing you for the practice ahead. 3. Mindful Movement - Slow-paced movements with a focus on alignment, strength, balance, and flexibility. 4. Art-Inspired Poses - Integrate yoga poses that draw inspiration from the surrounding artwork, creating a harmonious connection between body and art. 5. Relaxation - Each class concludes with an extended period of relaxation, allowing you to absorb the gallery's ambiance and find inner peace.

\$30.00





PHOTOGRAPHY & DIGITAL ARTS

Drawing on the Computer


Rick McCollum

Monday, Wednesday, Friday | 10:00 AM - 3:00 PM

3 Days: July 22, July 24, July 26

This class is an introduction in using the computer as a digital drawing tool. Emphasis will be on using Adobe Photoshop as the software medium. There will be class lectures and demonstrations on how to use the basic drawing tools in photoshop. The student will learn inventive lighting, shape design, edge control, blending modes, layers, layer masks, selection tools, and how to make your own brushes. Digital drawing and painting has many applications and advantages in today's graphic and image marketplace. It is used in fine art, illustration, graphic design, web, and video work. It is also valuable in the sketch and design stages preparing for traditional painting. The subject matter will be presented in a simple step by step progression with demos, class handouts and instructor guidance on each topic.

\$415.00



Painting on the Computer

Rick McCollum

Monday, Wednesday, Friday | 10:00 AM - 3:00 PM

3 Days: July 29, July 31, August 2

This class is an introduction in using the computer as a digital painting medium. As in traditional painting, the student will learn: how to size and prepare their canvas, how to select and size brushes, how to use the color pallet, how to use the layers menu to sketch and paint their subject. There will be step by step instructor demos, along with handouts and individual guidance. The class will use photos as reference material. Painting on the computer is used for all types of printed and video material. It is used as stand alone or in cross platform traditional painting and preparation of fine art. For the beginner or intermediate artist with some drawing experience recommended.

\$415.00

