

Silvermine

Fall
2024

Silvermine
School of Art



Fall Session

September 16 - December 8

Courses and workshops for adults and youth

Registration Opens: July 30, 9:00am

School Closed: Yom Kippur - October 11

Thanksgiving - November 28, November 29

Christmas - December 25

Winter Session

January 6 - March 16

Courses and workshops for adults and youth

Registration Opens: November 19, 9am

School Closed:

Martin Luther King Jr. Day - January 20

President's Day - February 17

General Studio Policies

View the full list of studio policies [here](#).

Studio scheduling is at the discretion of Silvermine Art Center. Students attending programs are permitted to use the facilities during scheduled program times only.

- Arrival/Set Up
- Departure/Clean Up

Registration Information

Need Help Choosing a Course?

If you need assistance in your selection, contact the school office: 203-966-9700, ext. 2 or schoolregistrar@silvermineart.org

How to Register?

Online: www.silvermineart.org

Phone: 203-966-9700, ext. 2

No in person, emails or fax registrations.



School Office Hours

Monday – Friday

Hours: 9:00 AM – 5:00 PM

Phone: 203-966-9700, ext. 2

1028 Silvermine Rd, New Canaan, CT

The school office is the grey house, located across the street from the main building, to the left of the Silvermine Market.

Want to Register Early?

Become a Silver Benefactor today! Donations totaling \$1,000 or more annually entitle you to register before the general public.

[Click here](#) to make your donation.

Give the Gift of Art

Gift Certificates for workshops and courses are available in any denomination. Call 203-966-9700 ext.2 to make your purchase.



Enrollment & Withdrawal Policies

Policies regarding withdrawals and reimbursements vary based on program type (courses, workshops, summer art studios). Please be sure to familiarize yourself with all applicable policies prior to your registration.

[Click here](#) for the full list of policies:

- General Registration Policies
- Course & Workshop Changes
- Reimbursement Options
- Credits and Refunds
- Photograph & Video Waiver Release



Contents

Open Sketch, Private Lessons, Birthday Parties, Events _____ [pg. 2](#)

Adult Courses _____ [3-27](#)

Painting & Drawing _____ [3-12](#)

Ceramics _____ [12-14](#)

Printmaking _____ [15-16](#)

Metal & Sculpture _____ [17-20](#)

Jewelry & Metal Arts _____ [20-22](#)

Special Studies _____ [22-23](#)

Photography & Digital Arts _____ [24-25](#)

Mixed Media & Collage _____ [26-27](#)

Adult Workshops _____ [28-43](#)

Youth Courses _____ [44-47](#)

Youth Workshops _____ [48-50](#)

Course Levels

Beginner (for students with little to no experience)

Intermediate (for students with a strong grasp of basic techniques)

Advanced (for students with significant experience and ability to work with some independence)

All Levels (for beginner, intermediate and advanced students)

Open Sketch

These sessions are open to the public, ages 16 & up and provide the opportunity to work from a live model, in the artist's preferred medium.

Open Sketch sessions are all walk-in. Students work independently, no instruction provided. Payment is made in CASH or CHECK (exact change only). There is no payment through credit card. For more information click [here](#). **no studio Sept.23, Sept.30, Oct.7, Nov.8, Nov.29**

Schedule:

Monday: 1:00 PM – 4:00 PM | **\$20.00**

Friday: 10:00 AM – 3:30 PM | **\$30.00**



GALLERY - Special Event

Artisans Market - Fine Art & Crafts Fair

Ceramics, clothing, fiber, jewelry, sculptures, art for your walls and more will be offered in this fine art and craft sale.

Dates & Times:

Saturday, November 9 - Saturday, November 10

Times TBD



Private Lessons

Silvermine offers private lessons to students ages 4 and up in one-on-one sessions or for groups up to 18 participants.

Birthday Parties

Have a unique and memorable art party for your child! Children ages 3 to 15 can experience the arts in an actual art studio. Choose from a variety of art projects and themes to have your child and their friends create a one-of-a-kind piece of art.

For more information [click here](#).



SCHOOL - Special Event

Annual Holiday Sale & Scholarship Fundraiser

Annual sale of student and instructor art with price points for every budget! Sales from this event support our scholarship fund.

Dates & Times:

Friday, December 13 | Evening - Time TBD

Saturday, December 14 | Time TBD

Adult Courses



PAINTING & DRAWING

Basic Techniques of Watercolors

Alex McFarlane

Monday | 9:30 AM - 12:30 PM

12 Weeks: September 16 - December 2

LEVEL: BEGINNER - INTERMEDIATE

This course is for beginners and experienced students who want to progress. Watercolor painting is about technical skills that can be learned. There will be a demonstration at the beginning of each class. How to relax and be comfortable while using watercolors is encouraged. In addition, inventive compositions for still life, figure and landscape will be encouraged.

\$620.00

Copying from the Masters

Justin Wiest

Monday | 9:30 AM - 12:30 PM

12 Weeks: September 16 - December 2

LEVEL: INTERMEDIATE - ADVANCED

Copying old master works was a time-tested tradition throughout the ages. Students will work from high quality reproductions and be led through a step-by-step approach to thinking and working in the old master manner. Beginning with the drawing, then capturing and slowly building the layers of paint with glazes mixed with chalk and oil, students will learn the full process, which they can then introduce into their own methods of painting. Reproductions will be provided for the students.

\$620.00



Introduction to the Art of Drawing

Alex McFarlane

Monday | 1:00 PM - 4:00 PM

12 Weeks: September 16 - December 2

LEVEL: BEGINNER - INTERMEDIATE

We begin by learning how to measure using our eye, how to create the proportions of our subject. When applying these methods of measurement and proportion, we give drama and expression to our drawings. Learn about shading, perspective and composition. Subjects include basic forms, the figure, portrait and landscapes. Every class will start with a demonstration and individual attention is given to each student.

\$650.00

Foundational Painting I

Rick McCollum

Monday | 1:00 PM - 4:00 PM

12 Weeks: September 16 - December 2

LEVEL: BEGINNER

This class will concentrate on the fundamentals and processes of representational painting. Emphasis will be painting from the still life and photos. Students will learn how to analyze, interpret and apply light to form and space. Class objectives are learning how to use the tools of painting: brushes, how to mix paint, learning value, (the lightness and darkness of an object), using edge control, (soft or hard edges when painting), the properties of color, painting multiple objects with a focal point or points, pictorial composition, painting highly reflective objects like glass and metal, painting a portrait, lighting and photographing the human head, and learning to mix flesh tones. There will be instructor demos and handouts along with individual student guidance. No prior painting experience is necessary, but some drawing ability is needed.

\$620.00



Abstract Painting with Eric Jiaju Lee

Eric Jiaju Lee

Monday | 6:00 PM - 9:00 PM

8 Weeks: September 16 - November 4

LEVEL: BEGINNER

The purpose of this course is to learn how to engage abstraction through painting. Designed for all skill levels, students will learn various approaches to abstract painting. Students will be guided in some of these approaches through the context of art historical examples. Students will also be encouraged to discover their own personal approach to abstract painting. The ideas and techniques that students will learn are: semi to absolute abstraction, geometric abstraction, organic abstraction, process-based abstraction, and atmospheric abstraction. To achieve certain results, students will be learning new and unique approaches that depart, sometimes wildly, from traditional painting methods. Ultimately, this course is meant to demystify what abstract art is, and to allow students to experience the powerful expressiveness of abstract painting.

\$440.00

Painting Animals in Oils

Felicia Feldman

Tuesday | 9:30 AM - 12:30 PM

8 Weeks: September 17 - November 5

LEVEL: ALL LEVELS

This class will focus on everything from structure, form, and textures of different types of animals. We will be using a more direct approach to painting, with a simple under-drawing to start. The first half of the semester will have a demonstration by the instructor where each student can follow along step by step. The second half of the semester students will work independently on their favorite animal of choice. Every class will have individual guidance and critique from the instructor. Students have the option to work in traditional or water mixable oils.

\$440.00



Precursor to Portraiture: Head Painting

Rick McCollum

Tuesday | 9:00 AM - 12:00 PM

12 Weeks: September 17 - December 3

LEVEL: ALL LEVELS

This class will concentrate on painting the human head. Topics covered will be a review of the basic proportions and structure of the head. The major planes and shapes of the head and how the features are set into the skull in terms of construction. Students will learn preferred lighting techniques to be able to take their own photos to use as good painting and drawing reference. How to mix flesh tones and blocking in values along with edge control will be discussed. There will be demos, handouts and individual guidance by the instructor.

\$690.00

Watercolor Landscapes

Wendy MacCordy

Tuesday | 9:30 AM - 12:30 PM

11 Weeks: September 17 - December 3

LEVEL: ALL LEVELS

The fundamentals of watercolor will be taught and the emphasis will be on becoming comfortable with the spontaneous nature of the medium. We will focus on how to capture light filled landscape paintings by using the white of the watercolor paper. Demonstrations will be given at the beginning of each class. Bring your own landscape photographs as a reference. **no class Nov. 12**

\$570.00



Survey of Drawing Materials & Techniques

Justin Wiest

Tuesday | 9:30 AM - 12:30 PM

12 Weeks: September 17 - December 3

LEVEL: ALL LEVELS

"Drawing is the probity of Art.." is as true today as when Ingres declared it two hundred years ago. The class will investigate the harmonic expression of lines combined with the poetic power of tone. The class will have a running discussion on how drawing informs other media such as print making, painting, and sculpture. Class topics will include landscape, still life, and portrait. Various drawing materials are suited for varying tasks. These materials include: graphite/charcoal, pen/ink, metal point, and conte crayon. We will see what media works best for landscape, still life, and figure. The instructor will give demonstrations and provide samples. Open to all levels.

\$650.00

The Art of Still Life Painting

Justin Wiest

Tuesday | 1:00 PM - 4:00 PM

12 Weeks: September 17 - December 3

LEVEL: INTERMEDIATE - ADVANCED

The class will investigate various styles of still life painting such as Dutch, French, and Impressionist. Each student will have their own setup which the instructor will help light and compose. Discussions of shape, color, and edges will start off each class. Still life is a great way to engage with the many topics that arise with oil, acrylic, and watercolor. The instructor will give technical demonstrations throughout the semester. Drawing experience is helpful.

\$620.00



Old Master Techniques in Oils

Felicia Feldman

Tuesday | 1:00 PM - 4:00 PM

8 Weeks: September 17 - November 5

From the initial drawing to the final details, this class will demystify the techniques of the Old Masters from the Renaissance to the late 1800's. The first half of class, students will learn one of these techniques step by step with the instructor demonstrating. The last half of class, students will apply this technique to their own personal subject matter. We will focus on a different technique each semester, and students who have taken the class previously can then choose which technique they'd like to focus on for their personal projects. Techniques to be explored can include open grisaille, closed grisaille, brunaille, verdaccio, ebauche.

\$440.00



Drawing in Harmony

Timothy Cronin

Tuesday | 6:30 PM - 8:30 PM

10 Weeks: September 17 - November 19

LEVEL: ALL LEVELS

In this course students will learn to draw using the mind, eye and hand in harmony. Students are encouraged to find their own 'voice' and 'story' within their drawings. Emphasis will be on observational drawing while learning composition, line, form and value. This Class is meant for all levels of artist. Beginners looking for foundational skills or experienced artists wanting to strengthen their craft.

\$435.00

Abstract Painting: Dynamics of Symbols and Color in Composition

Dmitri Wright

Wednesday | 9:00 AM - 12:00 PM

11 Weeks: September 18 - December 4

LEVEL: ALL LEVELS

Develop your own unique personal vision as an abstract painter and explore new ideas via the art of the creative process. Focus will be on the abstracted from the representative - figure, landscape or floral in applying one's personal perception, temperament and aesthetical beauty for more expressive freedom in chosen subject. There will be presentations of color and compositional theory, in addition to playful exercises in working large. Students at all levels are welcome to work in any medium of their choice. Bring an Artist Journal and any supplies you are already working in. **no class Nov.27**

\$570.00

Wednesday | 1:00 PM - 4:00 PM

11 Weeks: September 18 - December 4

Painting 101: Foundation Painting

Alex McFarlane

Wednesday | 9:30 AM - 12:30 PM

12 Weeks: September 18 - December 4

LEVEL: BEGINNER - INTERMEDIATE

This course is for beginning and intermediate students who want to learn the techniques and procedures necessary for painting in oils or acrylics. Basic skills in drawing, composition, mixing and applying paint will be demonstrated. Subject matter will include still life, figure, portrait and landscape. You will be guided through the foundation steps towards a satisfying work of art.

\$660.00



Big Picture: Choose Your Theme Figure, Landscape, or Still Life

Alex McFarlane

Wednesday | 1:00 PM - 4:00 PM

12 Weeks: September 18 - December 4

LEVEL: ALL LEVELS

This course is ideal for someone who wants to start, execute and finish one painting or drawing. For the narrative artist, there will be a sustained pose for the entire session. The still life artist will have an individual set-up tailored to meet his or her needs. For the landscape artist, there will be individual guidance in making nature look natural. There will be demonstrations.

\$620.00

Painting with Encaustics

Nash Hyon


Wednesday | 1:00 PM - 4:00 PM

10 Weeks: September 18 - November 20

LEVEL: INTERMEDIATE - ADVANCED

This class is for students with encaustic experience who want to continue their practice with this medium. Qualifying experience includes having taken the mini-course Encaustic Painting for Beginners. Consideration will also be given to students who have attended the workshop, Introduction to Encaustic Painting, or a 2 hour private session with Nash or with another encaustic instructor, this is not a class for beginners. During class we will focus on each students skills going beyond the basics, content driven series and professional development.

\$555.00



WOW! The Many Facets of Pen, Ink & Watercolor

Nancy McTague-Stock

Wednesday | 1:15 PM - 2:45 PM

11 Weeks: September 18 - December 4

LEVEL: ALL LEVELS

This course introduces you to the many possibilities inherent in using pen and ink along with watercolor! The focus will be on teaching you not only the basic techniques of each medium, but also to assist each student in creating work that is truly their own voice, not the voice of the instructor or anyone else! From landscape to floral to portraiture to abstraction, to illustrated writing/journaling, all genres of interest are welcome. My passion lies in bringing out the artist in YOU! Artists, dabblers, writers are all welcome to explore the virtues of pen and ink and watercolor, both separately and together, all while learning, sharing and having FUN!!! No experience required...just your energy and interest! **no class Nov.27**

\$630.00

Portraiture: The Basics

Dennis Lyall

Wednesday | 6:00 PM - 9:00 PM

10 Weeks: September 18 - December 4

LEVEL: BEGINNER

Learn how to draw and paint the face and head. Explore how to compose a portrait and build your work with light, color, tone, shadow and volume. You will also learn how to best use your paints and materials, and mistakes to avoid. **no class Oct.2, Nov.27**

\$620.00



Beginner Drawing

Evelyn Harvey

Wednesday | 6:30 PM - 9:30 PM

8 Weeks: September 18 - November 13

LEVEL: BEGINNER

A beginner drawing class designed to develop basic drawing skills to create a three dimensional illusion onto a flat surface using drawing tools and paper. The class explores line expression, line variation, scale and proportion, depth, composition, and value to render an image. Utilizing a still life to draw from and instructor demonstrations, student implement these drawing skills into their own work. The course encourages group critique and discussion, and provides one on one instructor feedback. **no class Oct.2**

\$495.00



Figure Drawing

Justin Wiest

Thursday | 9:30 AM - 12:30 PM

11 Weeks: September 19 - December 5

LEVEL: INTERMEDIATE - ADVANCED

Learn the human figure's complex construction while heightening your ability to draw a figure from observation. Working from the model, emphasis on gesture, balance and proportion will be stressed throughout to aid in the illusion of credibility posed figures. Students should leave this class with a better understanding of the figure's key landmarks, form sense and construction as well as a greater ability to render a figure from life and from memory. **no class Nov.28**

\$720.00

Talking Heads: Portrait Painting

Heidi Harrington

Thursday | 9:30 AM - 12:30 PM

11 Weeks: September 19 - December 5

LEVEL: ALL LEVELS

This course focuses on producing a more intimate view of a portrait. There will be individual attention as students work from a model in a six week and a five week pose. Throughout the course, there will be short demonstrations and examples of different artist's work. Each session will focus on one pictorial objective, such as tone, composition and color, as well as a focus on individual facial features. It welcomes both beginners and experienced artists. **no class Nov.28**

\$720.00

Acrylic Abstract Painting

Aleksandr Razin


Thursday | 1:00 PM - 4:00 PM

11 Weeks: September 19 - December 5

LEVEL: INTERMEDIATE - ADVANCED

Students will develop a working knowledge of abstract painting that challenges them to see and interpret in new ways. Using acrylics students will learn color, line, texture, movement, and form, through individual instruction. Creating a new painting is a challenging and unique experience, involving constant experimentation with intuition and automatism, taking you on a multidimensional journey of self-discovery. **no class Nov.28**

\$570.00



Acrylic Painting Projects for Beginners

Nash Hyon

Thursday | 1:00 PM - 4:00 PM

8 Weeks: September 19 - November 7

LEVEL: BEGINNER

This class is designed for students new to acrylic painting. We will explore a series of painting projects using paint, collage and various acrylic mediums with abstract, still life and landscape included. Basic information on color, composition and individual style will be covered.

\$450.00

Pastel Painting

Nomi Silverman


Thursday | 1:00 PM - 4:00 PM

9 Weeks: September 19 - November 21

LEVEL: ALL LEVELS

Explore the radiant colors of pastels while experimenting with papers and techniques. This course will offer a comprehensive foundation for both beginners and those who wish to enhance their skills. Explore color, value, composition, and concept as well as different drawing finishes and materials. Working individually with the instructor, students will move beyond drawing to render objects accurately and will come to view drawing as a challenging vehicle of both form and narrative. **no class Oct.24**

\$480.00



Beyond a Pretty Picture

Alex McFarlane

Thursday | 7:00 PM - 10:00 PM

11 Weeks: September 19 - December 5

LEVEL: ALL LEVELS

You know you are good, but how do you get your painting to look like the vision in your head? This is tailored to the individual, from how you think about art to how you develop a personalized statement. Learn to analyze your vision and find a seamless balance between concept, composition and technique. **no class Nov.28**

\$570.00

Contemporary Impressionism and Beyond: Experience to Expression

Dmitri Wright

Friday | 9:00 AM - 12:00 PM

9 Weeks: September 20 - December 6

Friday | 1:00 PM - 4:00 PM

9 Weeks: September 20 - December 6

LEVEL: ALL LEVELS

Develop our own unique style while discovering the philosophy and techniques used by the impressionist masters. Such methods used by the impressionists were taken from the classical and today used by the modernists are the tools you will learn from illustrative to the abstract. Students from all levels and interests, as well as those working in all materials and methods are welcomed from classical to abstract. **no class Oct.11, Nov.8, Nov.29**

\$480.00



Abstract Painting

Natasha Karpinskaia

Friday | 9:30 AM - 12:30 PM

9 Weeks: September 20 - December 6

LEVEL: INTERMEDIATE - ADVANCED

This course will explore intellectual elements of abstraction, it is about ideas that are at the core of abstract imagery. It's objective is to learn how to transfer experiences, concepts and perception of the real world into abstract images. We will experiment with color, shapes, lines, and texture. Some demos, exercises and discussions will also be included. The class is suitable for those who have taken introductory painting courses and have the desire to explore abstraction. **no class Oct.11, Nov.8, Nov.29**

\$480.00

Color Theory

Eric Jiaju Lee


Friday | 1:00 PM - 4:00 PM

9 Weeks: September 20 - December 6

LEVEL: ALL LEVELS

The purpose of this course is to demystify and clearly explain how color can be applied for spectacular results. Students will learn about color and its many symbolic and expressive aspects. They will approach color as a phenomenon of light and learn about the three dimensions of color: Hue, Value and Saturation, Students will apply their learning about the aspects of color using acrylic paint, through exercises and painting. This also involves understanding the different ways colored paint is made and how their differing qualities influence mixture and application. The instructor of this class descends from a lineage of pioneering color theorists that dates back to the 1940's. **no class Oct.11, Nov.8, Nov.29**

\$480.00



Drawing & Painting in Combination

Alex McFarlane

Saturday | 9:30 AM - 12:30 PM

9 Weeks: September 21 - November 23

LEVEL: ALL LEVELS

This course is designed to instruct students in the fundamentals of drawing, composition and the basic techniques of painting. Mixing and applying paint will be demonstrated. Subjects such as still life, figure and landscape will be covered. Those who wish to draw exclusively are guided from a beginning thumbnail to a finished presentation. Likewise, the painters will learn their craft step-by-step. **no class Nov.9, Nov.30**

\$480.00

Basic Drawing & Painting

C.J. Guerin

Thursday | 1:00 PM - 4:00 PM

10 Weeks: September 26 - December 5

LEVEL: BEGINNER

This course is for the beginner or returning student to learn the fundamentals of drawing and painting. We begin with basic sketching techniques enabling students to accurately record what they see, and the second half of the course will introduce painting, color mixing, paint application, glazing, texture, and aerial and linear perspective. These sessions will be aimed at creating a still life and landscape. **no class Nov.28**

\$530.00

Broaden the View

C.J. Guerin

Thursday | 9:30 AM - 12:30 PM

10 Weeks: September 26 - December 5

LEVEL: ALL LEVELS

This class is for students who have a working knowledge of sketching and painting. The sessions will be aimed at improving your painting through dynamic compositions, new and mixed materials, "out of the box" ideas, and various methods of working to stretch your concepts. The sessions will be aimed at landscape and still life to help you move on with your work to the next level while developing your own personal voice. There will be demonstrations and individual guidance in oil, watercolor and acrylic. **no class Nov.28**

\$530.00



Encaustic (Hot Wax) Painting for Beginners

Nash Hyon

Monday | 6:00 PM - 8:00 PM

4 Weeks: October 7 - November 4

LEVEL: BEGINNER

Explore the medium that works with a mixture of beeswax and pigment, giving your paintings a beautiful surface and depth. Learn the techniques, methods and history of the medium. A demonstration will start each class, followed by time to experiment or create your own painting, with individual instruction. No painting experience necessary. The school will supply major equipment. Other supplies can be purchased locally or online. This is a small class that gives students individual attention. **no class Oct. 14**

\$215.00

Sculptural Figure & Portrait Painting in Oil or Pastel

Dean Fisher

Wednesday | 9:30 AM - 12:30 PM

7 Weeks: October 23 - December 4

LEVEL: ALL LEVELS

Be prepared to squint, step back and use your big brushes! In this course, through the use of painting and drawing live models, you will learn fundamental approaches to capturing correct proportions, convincing gestures and realistic effects of light and shadow through the use of gaining an understanding of tone and color temperature. Another focus will be using oil, acrylic or pastels in a sculptural way, using these mediums to impart greater solidity and expressive potential using impasto and accentuated planes changes in the form. We will focus on these key principles to see how they are all interconnected and play vital roles in breathing life into our work.

\$470.00



Getting a Hold on Portrait Drawing

Josephine Robinson

Thursday | 10:00 AM - 1:00 PM

6 Weeks: October 24 - December 5

LEVEL: ALL LEVELS

Drawing the human head and achieving a likeness of the appearance of another person, is a magical and exciting endeavor. This course, will be split into series of exercises, which will improve one's observational skills, as well as one's skills of hand/eye coordination. Our first undertaking will be exercises, in planning and mapping the drawing of the portrait on a simple grid. Students will then be guided in creating a sense of three dimensionality/structure by means of three drawing methods. Instruction will support the development of each student's individual drawing language, by preferencing one drawing method over another, or by using mixtures of all three methods presented. In time, and with practice, students will be able to assimilate a particular drawing language to produce drawings which are not only drawn but are also designed. All levels are welcome. **no class Nov.28**

\$415.00



A firing fee deposit is included in the price. Additional fees apply for students who exceed the deposit amount. Credits will be applied for students who do not meet the firing fee deposit total.

CERAMICS

On & Off the Potter's Wheel for All Levels

Jon Puzzuoli

Monday | 1:00 PM - 4:00 PM

12 Weeks: September 16 - December 2

LEVEL: ALL LEVELS

Whether you've never touched clay or have been at it for years, this class will accommodate your needs. The initial focus of the class will be on the potter's wheel and will then transition to exploration of handbuilding techniques, with an emphasis on slab work. Beginners will be taught foundational wheel skills, general pottery techniques and gain an understanding of the complete ceramic process. For those who have more experience, the class will focus on complex forms, various surface treatments and advanced glazing methods. Class demos as well as individual instruction will be provided.

\$765.00



Clay Your Way

Clare Lewis

Tuesday | 9:30 AM - 12:30 PM

12 Weeks: September 17 - December 3

LEVEL: ALL LEVELS

Whether new to clay, or experienced, your instructor will guide you through demonstrations and individual coaching. Throwing on the wheel and hand building will be offered. You can choose your own approach: functional or sculptural. The emphasis is on discovering your unique creativity while having fun and learning new techniques.

\$765.00



Exploring Soda Firing

Jon Puzzuoli

Tuesday | 3:45 PM - 6:45 PM

12 Weeks: September 17 - December 3

LEVEL: INTERMEDIATE - ADVANCED

Create work, glaze and fire your pottery in our newly built Soda Kiln and learn about this unique firing process from beginning to end. During the beginning of the semester we design work with this firing method in mind. Weekly demos will refine your skills and individual instruction. Mid semester, we will explore flashing slips and 7 new glazes, including new crystalline matte and ash glazes. As a class we will then prep for the firing and strategically load the kiln. At the end of the semester, we will fire the kiln collectively and participate in adding wood, baking soda and salt through the kilning. The class will also have access to the gas reduction kiln.

\$765.00

Potter's Wheel for All Levels

Jon Puzzuoli

Tuesday | 7:00 PM - 10:00 PM

12 Weeks: September 17 - December 3

LEVEL: ALL LEVELS

Whether you are new to the potter's wheel or wish to build upon your existing skills, this class will fill your needs. Beginners will be taught the important skills needed to create a vessel on the wheel. For those who have more experience, the class will focus on more complex shapes, various surface textures and alternative glazing methods. Class demos as well as individual instruction will be provided.

\$765.00

Intermediate & Advanced Ceramics

Heather Houston

Wednesday | 10:00 AM - 1:00 PM

11 Weeks: September 18 - December 4

LEVEL: INTERMEDIATE - ADVANCED

Explore the process of intermediate to advanced throwing, hand building, construction and glazing techniques. Students will build on basic skills to learn how to make complex forms and interesting shapes using both hand building and wheel throwing techniques. Everyone will receive individual instruction in addition to class demos and will be encouraged to work independently on projects. **no class Nov.27**

\$715.00



Pottery & Vessel Sculpture: Intermediate to Advanced

Keiko Ashida

Thursday | 10:00 AM - 1:00 PM

11 Weeks: September 19 - December 5

Saturday | 10:00 AM - 1:00 PM

11 Weeks: September 21 - December 7

LEVEL: INTERMEDIATE - ADVANCED

Intermediate and advanced students will explore alternative methods. A variety of wheel throwing, hand building, and surfacing, and glazing techniques will be covered. The emphasis is on using skills to build vessel sculptures on and off the wheel. Personal creativity will be encouraged. **no class Nov.28, Nov.30**

\$715.00

Potter's Wheel for All Levels

Jon Puzzuoli

Thursday | 7:00 PM - 10:00 PM

11 Weeks: September 19 - December 5

LEVEL: ALL LEVELS

Whether you are new to the potter's wheel or wish to build upon your existing skills, this class will fill your needs. Beginners will be taught the important skills needed to create a vessel on the wheel. For those who have more experience, the class will focus on more complex shapes, various surface textures and alternative glazing methods. Class demos as well as individual instruction will be provided. **no class Nov.28**

\$715.00



Beyond the Fundamentals of Pottery

Clare Lewis

Friday | 9:30 AM - 12:30 PM

10 Weeks: September 20 - December 6

LEVEL: INTERMEDIATE - ADVANCED

Have fun while refreshing your basic skills and learning more advanced throwing. Demonstrations and individual help are offered to bring out the best in your projects and ideas, whether functional or sculptural. A variety of decorating and forming techniques, as well as glazing, will be addressed. The focus is on discovering your personal style and moving up to the next level. **no class Oct.11, Nov.29**

\$675.00

Center Yourself! Clear your Mind and Create with Clay

Don Reynolds

Wednesday | 4:00 PM - 7:00 PM

8 Weeks: October 9 - December 4

LEVEL: BEGINNER

This class is designed for both the beginner with a desire to learn the basics of working with clay, and any other students who may feel like they don't quite fit into an advanced class just yet. We will explore the fundamentals of using the potter's wheel to create thrown forms and offer those with some experience a great space to hone and reinforce their skills. This class will also provide some guidance on basic hand building techniques that will allow students to create pieces without the potter's wheel. Thrown, pinched, coiled, or slab built. Clear your mind and create with clay! **no class Nov.27**

\$585.00





PRINTMAKING

Intaglio Printmaking

Andrew Murdoch

Monday | 9:00 AM - 12:00 PM

6 Weeks: September 16 - October 21

LEVEL: ALL LEVELS

Intaglio is the family of printmaking techniques that use an incised line to produce an image. Traditionally this is accomplished by cutting directly into a metal plate (usually copper or zinc) or by 'biting' the image into the plate using an acid solution. This course will cover some basic intaglio techniques, focusing primarily on etching. Students will develop their images using various techniques and materials and will be able to print these plates in small editions.

\$400.00

Experimental Printmaking

Martha Bloom

Monday | 1:00 PM - 4:00 PM

11 Weeks: September 16 - December 2

LEVEL: ALL LEVELS

Discover a multitude of printmaking techniques, through experimentation with a focus on student's personal expression and aesthetic. Painting Collaging or drawing into finished prints will also be reviewed and practiced as desired. Careful individual attention and direction will be given in: Preparation of paper; inking of plates and textures; composition; self-expression; pallet; embossment; composition and approaches to using the press; textural work and much more! **no class Oct. 14**

\$580.00



Aluminum Plate Lithography

Andrew Murdoch

Tuesday | 9:00 AM - 12:00 PM

12 Weeks: September 17 - December 3

LEVEL: ALL LEVELS

Lithography is a printmaking process based on the principle that grease(oil) and water repel one another. Images are made using oil-based materials applied to the prepared surface. The image is then "processed", ensuring that the drawn areas accept ink and the open areas reject ink. Aluminum-Plate lithography is a variation on traditional stone lithography. Some advantages of the aluminum plate are the expedience of image processing and the lighter weight of the matrix. A variety of drawing methods and materials will be covered. Students will produce 1-2 images during the course, able to be printed in small editions.

\$685.00

Relief Printmaking

Evelyn Harvey


Tuesday | 6:30 PM - 9:30 PM

8 Weeks: September 17 - November 5

LEVEL: BEGINNER

Using linoleum blocks, carve your own printable image. This course guides you through the steps of sketching, carving, inking, and printing. This course offers exploration in relief image making, creating single color and multi-color prints, while reviewing printmaking skills and techniques. Instructor demonstration is given, and one on one feedback is provided.

\$450.00



Monotype Printmaking

Natasha Karpinskaia

Thursday | 9:30 AM - 12:30 PM

11 Weeks: September 19 - December 5

LEVEL: ALL LEVELS

Participants will learn all the basic techniques for creating monotypes: multiple plates, chine colle', stencils and viscosity. It will focus on practicing, experimenting and letting the process lead you to new innovations. Discover endless possibilities as you print more. Emphasis is given to helping each student develop a personal knowledge of the process. **no class Nov.28**

\$580.00

Thursday | 1:00 PM - 4:00 PM

11 Weeks: September 19 - December 5

Expanded Collograph Printmaking

Caroly Van Duyn

Friday | 9:00 AM - 12:00 PM

9 Weeks: September 20 - December 6

LEVEL: ALL LEVELS

In this class, students experiment in creating printed images using the multidimensional collograph medium. Thin cardboard or wood become the plates on which textures are collaged and glued evolving into bas-relief surfaces which are then hand inked and printed on rag paper using Silvermine Art School's authentic Charles Brand press. During class sessions we will also explore the classic Drypoint technique. Invented in the 15th century, it was used by master artists such as Rembrandt and Durer. **no class Oct.11, Nov.8, Nov.29**

\$500.00

Gel Plate Printing with Collage

Nash Hyon

Tuesday | 7:00 PM - 9:00 PM

4 Weeks: October 1 - October 22

LEVEL: BEGINNER

No experience needed for this fun and unique way to make multiple prints with acrylic paints and no press. A variety of techniques will be demonstrated and students will have time to experiment, make final prints and/or use their prints to make a finished collage.

\$215.00





Clay Sculpture Courses: A firing fee deposit is included in the price. Additional fees apply for students who exceed the deposit amount. Credits will be applied for students who do not meet the firing fee deposit total.

METAL & SCULPTURE

The Art of Sculpture and Bronze Casting

Justin Perlman

Monday | 10:00 AM - 1:00 PM

12 Weeks: September 16 - December 2

LEVEL: ALL LEVELS

This course provides an exploration of the art, techniques and practices based on traditional methods of lost wax bronze casting. Students will prepare a wax object, create the mold, and cast sculptural pieces in bronze. After the pour, students will have the opportunity to finish their bronze sculpture. Students will leave with one small bronze sculpture.

\$1,040.00



Methods and Materials in Sculpture

Justin Perlman

Monday | 1:30 PM - 4:30 PM

12 Weeks: September 16 - December 2

LEVEL: ALL LEVELS

This class is an opportunity for novice and advanced student alike to explore new tools and materials in the world of three-dimensional art. Whether you are interested in classical art or modernist work, this class will help you develop a work of sculpture in whatever material you choose. Emphasis will be on the techniques and the usage of tools for the given medium. From stone carving to welded steel, from two-inch model to large-scale work, this class offers a wide range for the student's interests.

\$675.00



Figure Sculpture Revisited

Julia Murphy

Tuesday | 10:00 AM - 1:00 PM

11 Weeks: September 17 - December 3

LEVEL: ALL LEVELS

This course encourages students to create their own reality of a live model in clay. Guided by the fundamentals of building the human figure, students will learn a practical approach to anatomy, proportion, and design. Students may choose their own approach to their projects, including bas-relief or 3-dimensional images of the full figure, head, or fragment. The sculpture will be modeled in terra cotta clay, hollowed, air dried and fired. There will be an additional fee for firing pieces. **IMPORTANT:** An armature designed specifically for fired ceramic sculpture is mandatory for the first day of class, and any student without one will be unable to begin. Armatures are built on demand and may be ordered directly from the instructor up to one week prior to course start. To request an armature, please contact the school office by phone at (203) 966-9700 x 2 or by email at Kelly@Silvermineart.org. **no class Nov.5**

\$795.00



Figure Sculpture Revisited

Julia Murphy

Tuesday | 6:00 PM - 9:00 PM

8 Weeks: September 17 - November 12

LEVEL: ALL LEVELS

This course encourages students to create their own reality of a live model in clay. Guided by the fundamentals of building the human figure, students will learn a practical approach to anatomy, proportion, and design. Students may choose their own approach to their projects, including bas-relief or 3-dimensional images of the full figure, head, or fragment. The sculpture will be modeled in terra cotta clay, hollowed, air dried and fired. There will be an additional fee for firing pieces. **IMPORTANT:** An armature designed specifically for fired ceramic sculpture is mandatory for the first day of class, and any student without one will be unable to begin. Armatures are built on demand and may be ordered directly from the instructor up to one week prior to course start. To request an armature, please contact the school office by phone at (203) 966-9700 x 2 or by email at Kelly@Silvermineart.org.

no class Nov.5

\$625.00

The Art of Metal

Justin Perlman

Tuesday | 1:00 PM - 4:00 PM

12 Weeks: September 17 - December 3

LEVEL: ALL LEVELS

This class is for anyone who has ever wanted to explore the exciting medium of metal sculpture. The class is designed to work with any student no matter the level of experience. The student will learn the fundamentals of working in metal, including plasma cutting, shaping, forging, MIG welding, and finishing. The student will have access to the shop, the tools, and guided instruction. Students often work on projects of their own design and are aided in planning, securing materials, and execution of their work. New students who have never worked in this medium will also have access to some basic materials to learn on. Though basic safety equipment is provided, students should wear cotton long sleeves, jeans or work pants, and boots. It is also recommended that students bring their own leather work gloves. All levels welcome

\$675.00

Tuesday | 6:00 PM - 9:00 PM

12 Weeks: September 17 - December 3

Creating an Accurate Portrait in Clay

Michael Keropian

Thursday | 9:30 AM - 12:30 PM

11 Weeks: September 19 - December 5

LEVEL: ALL LEVELS

Mr. Keropian will provide instruction on creating an accurate portrait in clay. Starting with building a proper armature, taking measurements, establishing proportions and understanding the basic structure and anatomy of the head. He will also provide information about using photographs, understanding various sculptural styles of creating a likeness, and share some history of portraiture through the ages. Since most of the student's will be firing their finished work, an explanation and demonstration on how to properly hollow your portraits for the kiln will also be covered. Beginner to advances artists are welcome. **no class Nov.28**

\$775.00



The Art of Stone Sculpture

Andrew Davis

Thursday | 10:00 AM - 2:00 PM

11 Weeks: September 19 - December 5

LEVEL: ALL LEVELS

Students will learn, through hands-on experience and demonstrations, this timeless art of sculpting stone and working with various types of stone. Experience hand and power tools while executing a stone piece. You will be taken through the entire process from stone selection to carving and polishing. **no class Nov.28**

\$730.00

The Art of Stone Sculpture

Andrew Davis

Thursday | 7:00 PM - 10:00 PM

11 Weeks: September 19 - December 5

LEVEL: ALL LEVELS

Students will learn, through hands-on experience and demonstrations, this timeless art of sculpting stone and working with various types of stone. Experience hand and power tools while executing a stone piece. You will be taken through the entire process from stone selection to carving and polishing. **no class Nov.28**

\$580.00



Expanded Paper Mache

Caroly Van Duyn

Thursday | 1:00 PM - 4:00 PM

5 Weeks: September 19 - October 17

LEVEL: ALL LEVELS

Expanding from basic traditional Paper Mache techniques, we will explore diverse materials and related methods of making and finishing with paper, cardboard and simple materials. Combining form, surface, color and texture, students create their own meaningful artworks as they develop their ideas into sculptural three dimensional artworks. We analyze each project idea to strategize construction methods. Paper as both surface and as a modeling medium will be incorporated onto simple armatures constructed to support balance and strength. Various techniques for texture, color, finishing and sealing will take place as our sculptures begin the drying process. **no class Nov.28**

\$350.00

Thursday | 1:00 PM - 4:00 PM

5 Weeks: October 31 - December 5

All Levels: Metal Sculpture

Justin Perlman

Saturday | 9:00 AM - 1:00 PM

11 Weeks: September 21 - December 7

LEVEL: ALL LEVELS

All levels will learn the methods and techniques to create traditional, contemporary and functional three-dimensional pieces of art. There will be demonstrations of various pieces of equipment, including oxy-acetylene and electric arc welding. Among many other lessons, forging, will introduce students to the concept of annealing and hardening of metal. Students should wear work boots, long sleeved cotton clothing, and bring work gloves. Long hair must be tied back. Materials will be discussed at the first class. **no class Nov.30**

\$785.00



JEWELRY & METAL ARTS

Basic Jewelry & Silversmithing

Gail Bradshaw

Monday | 10:00 AM - 1:00 PM

12 Weeks: September 16 - December 2

LEVEL: BEGINNER

This introductory class is perfect for anyone who wishes to explore the art of jewelry fabrication. Through demonstrations and hands-on experience, students will be taught basic metalsmithing and jewelry skills. The focus will be on learning these fundamentals – sawing, drilling, filing, riveting, soldering, basic bezel construction, and finishing. Sawing, one of the first tasks can be initially challenging - however, it is a critical element of metal fabrication. Projects are tailored to build proficiency with techniques and tools. The first is a cold connection, riveted design for acquiring basic competence with tools and processes, followed by bezel fabrication for a cabochon. No experience necessary. Students who already have some skills will be able to expand their craft with new and different projects.

\$610.00



Intermediate Jewelry & Silversmithing

Gail Bradshaw

Monday | 6:30 PM - 9:30 PM

12 Weeks: September 16 - December 2

LEVEL: INTERMEDIATE - ADVANCED

Requirements: 2 or more Basic Jewelry classes or equivalent and/or approval from the instructor. This intermediate jewelry class is designed to build on metalworking skills learned in the Basic Jewelry course, with the goal of refining proficiency and adding more advanced jewelry techniques and design abilities. Project choices are flexible focusing on student needs and enhancing the student's skill set.

\$610.00

Enameling on the Edge: Intermediate Level

Gail Bradshaw

Tuesday | 10:00 AM - 1:00 PM

12 Weeks: September 17 - December 3

LEVEL: INTERMEDIATE - ADVANCED

LEVEL: INTERMEDIATE-ADVANCED This intermediate technique-based course will continue the exploration of traditional enamel skills, such as cloisonné and champlevé. In addition, newer enameling procedures will be introduced. Classes are small so register early. Open to only experienced enamelists.

\$625.00



Intermediate Jewelry & Silversmithing

Gail Bradshaw

Wednesday | 10:00 AM - 1:00 PM

11 Weeks: September 18 - December 4

LEVEL: INTERMEDIATE - ADVANCED

Requirements: 2 or more Basic Jewelry classes or equivalent and/or approval from the instructor. This intermediate jewelry class is designed to build on metalworking skills learned in the Basic Jewelry course, with the goal of refining proficiency and adding more advanced jewelry techniques and design abilities. Project choices are flexible focusing on student needs and enhancing the student's skill set. **no class Nov.27**

\$570.00

Wednesday | 1:30 PM - 4:30 PM

11 Weeks: September 18 - December 4

Basic Jewelry & Silversmithing

Maureen Henriques

Thursday | 10:00 AM - 1:00 PM

11 Weeks: September 19 - December 5

LEVEL: BEGINNER

This introductory class is perfect for anyone who wishes to explore the art of jewelry fabrication. Through demonstrations and hands-on experience, students will be taught basic metalsmithing and jewelry skills. The focus will be on learning these fundamentals – sawing, drilling, filing, riveting, soldering, basic bezel construction, and finishing. Sawing, one of the first tasks can be initially challenging - however, it is a critical element of metal fabrication. Projects are tailored to build proficiency with techniques and tools. The first is a cold connection, riveted design for acquiring basic competence with tools and processes, followed by bezel fabrication for a cabochon. No experience necessary. Students who already have some skills will be able to expand their craft with new and different projects. **no class Nov.28**

\$570.00



Beyond Basics: Going Further in your Metalsmithing Journey

Maureen Henriques

Friday | 10:00 AM - 1:00 PM

10 Weeks: September 20 - December 6

LEVEL: BEGINNER - INTERMEDIATE

Want to take your skills further, but not sure if you are ready to dive into full intermediate? Then the class is for you! This class guides students as they transition from beginner level metalsmithing techniques, to a more advanced level of design and fabrication. Building upon foundational metalsmithing techniques, this class will elevate your existing skills and prepare you for intermediate jewelry projects. Students will work on more complex, instructor-guided projects, furthering their fabrication skills, craftsmanship and design sense. Projects will be more challenging, and may include mechanisms such as hinges, clasps, findings, and surface design techniques. We will move through assigned projects but there will be plenty of room for creativity and exploration of what is specifically interesting to you. Be prepared to learn tips and tricks that will help you span the gap between beginner and intermediate levels! **no class Oct. 11, Nov. 29**

\$530.00



Sterling Silver Cigar Band Ring

Maureen Henriques

Thursday | 2:00 PM - 5:00 PM

4 Weeks: October 3 - October 24

LEVEL: ALL LEVELS

In this class students will create a stunner of a ring. We will implement studio tools such as a jeweler's saw, templates, hammers, and the flex shaft and explore the specifics of soldering. Then...it's all about the bezel. How to create the perfect bezel, and get the perfect tight fit... and filing is key. We will concentrate on which files work best, how to choose them, and why. Experience is encouraged. Stones will vary.

\$340.00



SPECIAL STUDIES

Sogetsu Ikebana: The Japanese Art of Flower Arrangement

Shizue Pleasanton

Wednesday | 10:00 AM - 12:00 PM

11 Weeks: September 18 - December 4

LEVEL: INTERMEDIATE - ADVANCED

Sogetsu Ikebana is much more than "Japanese flower arranging," it is a modern form of an ancient art of sculpture with living materials. Students will learn the traditional principles and aesthetic disciplines, combined with creative energies to capture, express and enhance natural beauty. **no class Oct. 2**

\$440.00

Expanded Paper Mache

Carolyn Van Duyn

Thursday | 1:00 PM - 4:00 PM

5 Weeks: September 19 - October 17

LEVEL: ALL LEVELS

Expanding from basic traditional Paper Mache techniques, we will explore diverse materials and related methods of making and finishing with paper, cardboard and simple materials. Combining form, surface, color and texture, students create their own meaningful artworks as they develop their ideas into sculptural three dimensional artworks. We analyze each project idea to strategize construction methods. Paper as both surface and as a modeling medium will be incorporated onto simple armatures constructed to support balance and strength. Various techniques for texture, color, finishing and sealing will take place as our sculptures begin the drying process. **no class Nov.28**

\$350.00

Thursday | 1:00 PM - 4:00 PM

5 Weeks: October 31 - December 5



Make a Roman Mosaic

Cathleen Newsham

Thursday | 6:00 PM - 9:00 PM

6 Weeks: September 19 - October 24

LEVEL: ALL LEVELS

Learn how to make an ancient mosaic using modern methods and materials. Using colorful Italian smalti, wheeled nippers, thin set as an adhesive, and polymer fortified grout, professional mosaic artist Cathleen Newsham will show you how to create one of several ancient mosaic designs (or you can supply your own). You will be supplied with a tile backerboard base with a wire hanger on the back that can be hung indoors.

\$450.00



Introduction to Sogetsu Ikebana: The Japanese Art of Flower Arrangement

Shizue Pleasanton

Saturday | 10:00 AM - 12:00 PM


6 Weeks: September 21 - October 26

LEVEL: BEGINNER

Sogetsu Ikebana is much more than "Japanese flower arranging," it is a modern form of an ancient art of sculpture with living materials. Beginner students will be introduced to the traditional principles and aesthetic disciplines, combined with creative energies to capture, express and enhance natural beauty.

\$275.00





PHOTOGRAPHY & DIGITAL ARTS

Painting on the Computer

Rick McCollum

Monday | 9:30 AM - 12:30 PM

8 Weeks: September 16 - November 4

LEVEL: BEGINNER - INTERMEDIATE

This class is an introduction in using the computer as a digital painting medium. As in traditional painting, the student will learn: how to size and prepare their canvas, how to select and size brushes, how to use the color pallet, how to use the layers menu to sketch and paint their subject. There will be step by step instructor demos, along with handouts and individual guidance. The class will use photos as reference material. Painting on the computer is used for all types of printed and video material. It is used as stand alone or in cross platform traditional painting and preparation of fine art. For the beginner or intermediate artist with some drawing experience recommended.

\$415.00

Introduction to Digital Photography I

Bruce Dunbar

Tuesday | 10:00 AM - 12:00 PM

6 Weeks: September 17 - October 22

LEVEL: BEGINNER

Students will learn the basics of the digital camera. Photographic principles such as aperture, shutter speed, and light sensitivity will be discussed as well as creativity and composition needed to make digital images. Some in-class shooting will be done. Assignments will be given and reviewed the following class.

\$295.00

Drawing on the Computer

Rick McCollum

Tuesday | 1:00 PM - 4:00 PM

8 Weeks: September 17 - November 5

LEVEL: BEGINNER

This class is an introduction in using the computer as a digital drawing tool. Emphasis will be on using Adobe Photoshop as the software medium. There will be class lectures and demonstrations on how to use the basic drawing tools in photoshop. The student will learn

inventive lighting, shape design, edge control, blending modes, layers, layer masks, selection tools, and how to make your own brushes. Digital drawing and painting has many applications and advantages in todays graphic and image marketplace. It is used in fine art, illustration, graphic design, web, and video work. It is also valuable in the sketch and design stages preparing for traditional painting. The subject matter will be presented in a simple step by step progression with demos, class handouts and instructor guidance on each topic.

\$415.00



The Fine Art of Black & White Photography and Darkroom

Bruce Dunbar


Wednesday | 9:30 AM - 12:30 PM

11 Weeks: September 18 - December 4

LEVEL: ALL LEVELS

This is an all level course for those wishing to learn or refine their techniques and ideas. Emphasis is placed on the printing process and presentation of images. Demonstrations, critiques, and slide lecture presentations will be given as a means to investigate creativity, as well as to gain insight into creating ideas and understanding concepts of b/w photographs. Some assignments will be given. Students are encouraged to make their own assignments and do work outside of class. **no class Nov.27**

\$615.00



Experimental Darkroom Projects

Bruce Dunbar

Thursday | 9:30 AM - 12:30 PM

11 Weeks: September 19 - December 5

LEVEL: ALL LEVELS

In this analog film photography class, the emphasis will be on experimental processes in the darkroom. Techniques and processes introduced include plant-based developers, Multiple Exposure, Advanced Photograms, Sabattier Effect, Watergrams and more. Demonstrations on the techniques and artist's examples will be shared. No previous darkroom experience needed, come ready to play and experiment in the darkroom. **no class Nov.28**

\$615.00

Exploring Adobe Photoshop

Bruce Dunbar

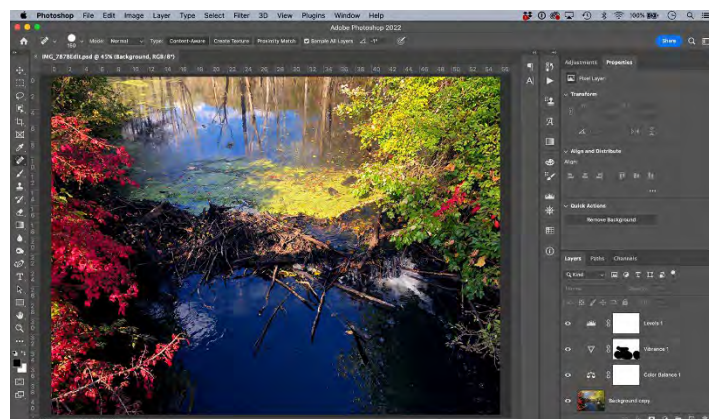
Tuesday | 10:00 AM - 12:00 PM

5 Weeks: November 5 - December 3

LEVEL: BEGINNER

This course will introduce you to the fundamentals of the digital imaging software in a fun and relaxed way in order to make you comfortable with the program. We will learn about the basic tool functions, adjustment options and other ways to create artwork that moves beyond straightforward photography.

\$255.00





MIXED MEDIA & COLLAGE

Painting with Encaustics

Nash Hyon

Wednesday | 1:00 PM - 4:00 PM

10 Weeks: September 18 - November 20

LEVEL: INTERMEDIATE - ADVANCED

This class is for students with encaustic experience who want to continue their practice with this medium. Qualifying experience includes having taken the mini-course Encaustic Painting for Beginners. Consideration will also be given to students who have attended the workshop, Introduction to Encaustic Painting, or a 2 hour private session with Nash or with another encaustic instructor, this is not a class for beginners. During class we will focus on each students skills going beyond the basics, content driven series and professional development.

\$555.00

Exploring Mixed Media

Natasha Karpinskaia

Wednesday | 1:30 PM - 4:30 PM

11 Weeks: September 18 - December 4

LEVEL: ALL LEVELS

It is a very playful class, and yet serious. Through mixed media we see familiar forms and textures anew. We will experiment with different mediums, techniques and materials to juxtapose textures and forms on various surfaces - painting, drawing, prints, collage, found or recycled things. We will work with stencils, stamping, oil pastels, crayons, pencils, collage, image transfer, etc. The combinations are endless, but the main idea is to combine and layer materials to create unique works. Various approaches will be demonstrated, and both figurative and abstract imagery will be used. Mixed media is a great way to discover oneself and discover one's own individual style. No prior experience is required, and all levels are welcome. **no class Nov.27**

\$590.00



Expanded Collograph Printmaking

Caroly Van Duyn

Friday | 9:00 AM - 12:00 PM

9 Weeks: September 20 - December 6

LEVEL: ALL LEVELS

In this class, students experiment in creating printed images using the multidimensional collograph medium. Thin cardboard or wood become the plates on which textures are collaged and glued evolving into bas-relief surfaces which are then hand inked and printed on rag paper using Silvermine Art School's authentic Charles Brand press. During class sessions we will also explore the classic Drypoint technique. Invented in the 15th century, it was used by master artists such as Rembrandt and Durer. **no class Oct.11, Nov.8, Nov.29**

\$500.00

Expanded Collage

Carolyn Van Duyn

Friday | 1:00 PM - 4:00 PM

9 Weeks: September 20 - December 6

LEVEL: ALL LEVELS

This class offers a broad hands-on collage experience constructing artworks from multiple materials with divergent textures and dimensions including found fragments, paper, paint, and mixed media— incorporating drawing, acrylic and watercolor to build our compositions. As we develop our collages in workshop sessions, we will also be surveying and discussing collage as an important art historical medium. This overview provides an inspirational view into important masterworks and creating new ideas for artists to engage and experiment, especially expanding the boundaries of their own works in progress. Demonstrations of collage techniques will be on going each session. **no class Oct.11, Nov.8, Nov.29**

\$500.00



Gel Plate Printing with Collage

Nash Hyon

Tuesday | 7:00 PM - 9:00 PM

4 Weeks: October 1 - October 22

LEVEL: BEGINNER

No experience needed for this fun and unique way to make multiple prints with acrylic paints and no press. A variety of techniques will be demonstrated and students will have time to experiment, make final prints and/or use their prints to make a finished collage.

\$215.00



Encaustic (Hot Wax) Painting for Beginners

Nash Hyon


Monday | 6:00 PM - 8:00 PM

4 Weeks: October 7 - November 4

LEVEL: BEGINNER

Explore the medium that works with a mixture of beeswax and pigment, giving your paintings a beautiful surface and depth. Learn the techniques, methods and history of the medium. A demonstration will start each class, followed by time to experiment or create your own painting, with individual instruction. No painting experience necessary. The school will supply major equipment. Other supplies can be purchased locally or online. This is a small class that gives students individual attention. **no class Oct.14**

\$215.00



Adult Workshops



SILVERMINE EXPERIENCES

One Night Stand: On the Potter's Wheel

Jon Puzzuoli

Friday | 7:00 PM - 9:00 PM

1 Day: September 20

Friday | 7:00 PM - 9:00 PM

1 Day: October 4

Friday | 7:00 PM - 9:00 PM

1 Day: October 18

Friday | 7:00 PM - 9:00 PM

1 Day: November 1

Friday | 7:00 PM - 9:00 PM

1 Day: November 15

Friday | 7:00 PM - 9:00 PM

1 Day: December 6



Join us for a fun evening out with friends or family! The evening will start with a wheel throwing demonstration followed by an opportunity for you to learn how to throw on the potter's wheel. You'll create your very own bowl(s) which we will glaze and fire for you to pick up at a later date. We promise you'll have a blast and it will be a different experience for you. Bring a friend, family member or a date, and enjoy the evening. The pieces will take four to six weeks to fire, and the school office will notify you when pieces are ready to be picked up.

\$75.00

One Night Stand: Gel Plate Printing

Nash Hyon

Friday | 7:00 PM - 9:00 PM

1 Day: September 20

Friday | 7:00 PM - 9:00 PM

1 Day: October 25

No experience needed! In this new, fun two hour workshop we will experience the magic of printing in multiple colors, design, textures and transfers using the gel plate. With water based paints multiple layers will be created by printing the same paper over and over. When these dry, the prints may be used for collage, cards, gift wrap or framed as finished artwork. You will be amazed at what you can make during the two hours of this workshop.

\$75.00



One Night Stand: Tie Dye Paper

Evelyn Harvey

Friday | 7:00 PM - 9:00 PM

1 Day: September 27

Friday | 7:00 PM - 9:00 PM

1 Day: October 18

Friday | 7:00 PM - 9:00 PM

1 Day: November 1



Explore the main properties of color including, Hue, Chroma, and Value, through the process of 'tie dying' paper. In a fun and relaxed environment, we will create a tie dye or marble like effect using household materials such as food dye and shaving cream to then dip and print onto paper. Determine color intensity and experiment with subtractive color mixing while creating custom colorful paper!

\$75.00

One Night Stand: Fluid Acrylic Pours

Nash Hyon

Friday | 7:00 PM - 9:00 PM

1 Day: September 27

Friday | 7:00 PM - 9:00 PM

1 Day: October 18

Come learn the techniques, tips and tricks of acrylic pours in this fun, interactive workshop. Learn various techniques to create abstract paintings without any painting experience. Each person will do two different pours on canvas that create multi-colored abstract designs.

\$75.00

One Night Stand: Painting the Masters

Nash Hyon

Friday | 7:00 PM - 9:00 PM

1 Day: November 15

Learn to work with acrylic paints by painting your own version of a famous artist's painting. Art students have been doing this for generations and we will show you how to transfer the image along with basic acrylic painting techniques. You don't need to know how to draw! In the past we have done paintings by Van Gogh and Cezanne and Georgia O'Keefe. Have fun and create your own masterpiece! Materials are included.

\$75.00

One Night Stand: Fluid Acrylic Pours II

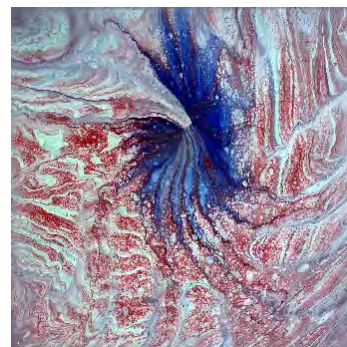
Nash Hyon

Friday | 7:00 PM - 9:00 PM

1 Day: November 22

Students should have experience with Acrylic Pours, Prior attendance in Fluid Acrylic Pours I is highly suggested. Loved doing fluid acrylic pours? Acrylic Pours II will go beyond the "dirty" pour technique to two new ways to create unique, multi-colored abstract designs on canvas.

\$75.00



Silvermine Saturday: Botanical Printing - Silk Scarves

Bonnee Pecquex

Saturday | 3:00 PM - 5:00 PM

1 Day: September 21

Saturday | 3:00 PM - 5:00 PM

1 Day: October 19

Saturday | 3:00 PM - 5:00 PM

1 Day: November 2

Saturday | 10:00 AM - 12:00 PM

1 Day: November 23



Botanical printing, also known as eco-printing, is an artistic technique that involves using plant materials to create unique and intricate patterns on fabric or paper. It is a natural and sustainable way to incorporate the beauty of nature into visual art. By carefully arranging leaves, flowers, and other plant parts on the surface of the material and applying pressure and heat, the pigments and tannins present in the plants are transferred, resulting in stunning, one-of-a-kind designs. This eco-friendly form of printing provides a connection to the natural world and allows for endless creative possibilities. Come and learn this magical process and you will be forever 'hooked'! There will be a brief lecture about the technique, and then each person will get an opportunity to make a silk scarf to take home with them.

\$75.00

Silvermine Saturday: Botanical Printing - Journal Covers

Bonnee Pecquex

Saturday | 3:00 PM - 5:00 PM

1 Day: October 5

Saturday | 10:00 AM - 12:00 PM

1 Day: November 16

Saturday | 10:00 AM - 12:00 PM

1 Day: December 7



Botanical printing, also known as eco-printing, is an artistic technique that involves using plant materials to create unique and intricate patterns on fabric or paper. It is a natural and sustainable way to incorporate the beauty of nature into visual art. By carefully arranging leaves, flowers, and other plant parts on the surface of the material and applying pressure and heat, the pigments and tannins present in the plants are transferred, resulting in stunning, one-of-a-kind designs. This eco-friendly form of printing provides a connection to the natural world and allows for endless creative possibilities. Come and learn this magical process and you will be forever 'hooked'! There will be a brief lecture about the technique, and then each person will get an opportunity to print a piece of wool that can be used to cover a journal/sketchbook (provided in the class) to bring home with them.

\$75.00



PAINTING & DRAWING

A Day of Watercolor

Wendy MacCordy

Friday | 10:00 AM - 3:00 PM

1 Day: September 20

From beginner to those who have some experience but want to enhance their skill level, enjoy a day of watercolors. This one day workshop will cover a short intro to the basics of watercolor painting and explore many of its varied techniques and approaches. A demonstration will start the day, followed by individual painting with instructor guidance. Students are encouraged to bring references that interest them.

\$165.00



Portrait Drawing for Beginners

Joseph Fama

Saturday | 10:00 AM - 2:00 PM

1 Day: September 21

This workshop will teach the student the fundamentals needed to understand drawing the human face. The workshop will start out with a demonstration. We will learn proportions, structure, measurements, light and shade. Next step will be drawing from photos of the face, learning to apply light, shade and drama. Also, we will be copying from the Old Masters drawings in order to start learning about style. Drawing media will be in graphite or charcoal pencils. Prerequisite: Drawing 101 No live model

\$145.00

Unblock your Creativity: Charcoal Drawing

Frances Eber

Saturday | 10:30 AM - 1:30 PM

1 Day: September 21

Saturday | 10:30 AM - 1:30 PM

1 Day: November 2

Loosen up with charcoal. This exercise is designed to help you to let go of expectations and outcomes. It may seem like playtime, but it is serious work. It's about finding your visual language through rhythm and movement. We let ourselves go with the flow. Then, by looking with a viewfinder, we find gems hidden in the chaos. We do this by adding and subtracting from the original drawing. Erasing is as important to this process as the charcoal itself. You should be able to find at least four possible drawings from your initial drawing.

\$110.00



The Dutch Golden Age Still Life

Felicia Feldman

Monday | 10:00 AM - 2:00 PM

3 Weeks: September 23 - October 7

At the height of Dutch painting in the 17th Century, still life painting was one of the most popular genres. In this workshop, we will explore their techniques to create realistic textures and surfaces in great detail. For the duration of the class, Felicia will demonstrate step by step a still life painting from start to finish, with students following along. There will be an individual critique of your progress after each step is completed.

\$385.00



Introduction to Encaustic Painting (Hot Wax)

Nash Hyon

Saturday | 10:00 AM - 3:00 PM

1 Day: September 28

Love how encaustic paintings look? Want to know more about it and try it out without a large investment of time or materials? In this workshop you will learn all the basics including, tools, techniques, and safety. After demonstrations, you will have time to work hands-on with this unique and historic medium that is gaining popularity among all types of artists. The school will supply all of the equipment. Please see our website for additional materials you should bring.

\$185.00

Acrylic Painting for the Beginner

Joseph Fama

Saturday | 10:00 AM - 2:00 PM

1 Day: October 5

The workshop is to learn how to paint the basic nine values with black & white. By learning the values the student moves on to applying the value to a still life. The next step, painting the still life with the three primary colors. Students will receive individual critiques and class demonstrations.

\$145.00



Beginner Watercolor Workshop

Wendy MacCordy

Saturday, Sunday | 10:00 AM - 1:00 PM

2 Days: October 5 - October 6

Experience the fun of watercolor painting. This workshop is designed for students who are beginners in watercolors and would like to learn the fundamentals of the medium. We will explore watercolor materials, techniques, and color mixing in a relaxed atmosphere. There will be demonstrations every day and lots of individual attention. Bring your own photographs for painting inspiration.

\$205.00

Unblock your Creativity: Painted Collage

Frances Eber

Saturday | 10:30 AM - 1:30 PM

1 Day: October 5

Painted Collage is an exercise designed to help you to let go of expectations and outcomes. It may seem like playtime, but it is serious work. Here, we are looking for large forms that can create dynamic compositions. We start by painting on blank sheets of paper. Using neutral colors like black, white. Some with drawings on them and others plain. Then we cut them up into random shapes and reconfigure adding more marks as we go. These shapes or motifs are essential to finding your unique vernacular.

\$110.00



Learning from Clouds

Jill Nichols

Sunday | 10:00 AM - 4:00 PM

1 Day: October 6

John Ruskin's, (19th century art critic), words still hold, "It is a strange thing how little in general people know about the sky. It is the part of all creation in which nature has done more for the sake of pleasing man(kind), more, for the sole and evident purpose of talking to him and teaching him, than in any other of her works, and it is just the part in which we least attend to her. And yet we never attend to it, we never make it a subject of thought..." In this workshop, we will give clouds their due. Jill will demonstrate cloud structures with the use of subtle values and colors. Followed by students creating several cloud studies. Clouds are the essential ingredient in any landscape painting and lend themselves well to abstractions.

\$185.00



Unblock Your Creativity: Abstraction

Frances Eber

Saturday | 10:30 AM - 1:30 PM

1 Day: October 12

Saturday | 10:30 AM - 1:30 PM

1 Day: November 16

In this workshop, we break free from overthinking, allowing creative expression to flow naturally. Techniques that disrupt rigid thinking, such as color exploration, dynamic shapes, marks, collage, and transfers, encourage a more intuitive and liberated approach to art creation. Emphasis is on the freedom to experiment, take risks, and discover new avenues of artistic expression, fostering creative liberation and joy.

\$110.00



Unblock Your Creativity: Segmenting Exploration

Frances Eber

Saturday | 10:30 AM - 1:30 PM

1 Day: October 19

Saturday | 10:30 AM - 1:30 PM

1 Day: November 23

In this exercise, we will divide the paper into multiple parts using tape. We will treat the surface as if it were just one canvas. We will achieve this by using a variety of marks that cover the entirety of the paper. The purpose is not to become too precious with our marks. Instead of treating the substrate as a single, intimidating surface, we will break it down into multiple components using tape. The goal of this exercise is to encourage freedom and experimentation with our artistic marks, allowing our creativity to flow without constraints. Afterwards, we will remove the tape to reveal many small segments with enormous potential for future larger paintings.

\$110.00



Dynamic Composition: Ordinary to Sublime

C.J. Guerin

Sunday | 10:30 AM - 3:30 PM

1 Day: October 20

The composition of a painting is key to its wow factor. Artists will explore ways of warming up to the start of their scene that ensure an expressive and dynamic outcome. We move our art work from ordinary to sublime. Artists will learn the preliminary steps of blind contours, line drawings, tonal studies, and color design through collage. All of these practices bring you closer to a winning composition. We will also compose a monochromatic painting in several formats, as a means to exploring and comparing artistic expression.

\$165.00

Learn to Paint in Oil

C.J. Guerin

Sunday | 10:30 AM - 3:30 PM

1 Day: November 3

This is an opportunity to try oil painting before investing in the materials. Students will learn about the unique and subtle qualities of painting in oil. We will cover materials, setting up a palette, mediums, color mixing and various oil painting techniques. This workshop will be aimed at creating a small landscape and still-life.

\$165.00



Painting a Landscape from a Photo - Without Copying the Photo

Joseph Fama

Saturday | 10:00 AM - 2:00 PM

1 Day: November 16

The course will teach the student how to capture the spirit of a landscape scene. Students will take their own photos and paint from them. From their photos, the students will produce a value sketch to learn how to SEE the values. The value sketch will be the guide for the painting. They will also learn how to set up a palette for landscape painting. Students will learn to see and express color, values and the illusion of depth. Class will include a lecture, demonstration, as well as individual instruction. Requisite: 101Drawing or 101Painting.

\$145.00

Sketch to Finished Painting

Jill Nichols

Saturday | 10:00 AM - 4:00 PM

1 Day: November 16

We'll create sketches, focusing on value and composition. Then we'll apply the sketch, focusing on color, to work toward a finished painting. Paint in the medium of your choice.

\$185.00

Color Alchemy

Jill Nichols

Sunday | 10:00 AM - 4:00 PM

1 Day: November 17

This one-day weekend workshop will be an exploration of color. Through a combination of lecture, demonstration, and hands-on students will unlock the mysteries of color and the nuances of color mixing. Students will investigate ways of creating dynamic color interactions and experiment with complementary colors, value, contrast, and temperature while gaining a greater understanding of color: science, theory, interactions, placement in composition, effects of light, and cultural and psychological meanings. Students will take away an enhanced working knowledge of color as well as handy reference materials. All students are encouraged to explore at their own pace, from beginner to advanced, in the medium of their choice.

\$185.00



Unblock your Creativity: Relief Painting

Frances Eber

Saturday | 10:30 AM - 1:30 PM

1 Day: November 30

In this exercise, we explore color density and transparency. We begin by impromptu overlapping of acrylic paints, working on two or three substrates at the same time. We develop textures using variances of wax paper lift. We are exploring the transparency of colors, shapes, and textures. Our intention is to find the interchange within these elements so we can build on them.

\$110.00

Weekend Intensive: Mastering the Oil & Cold Wax Medium

Frances Eber

Saturday, Sunday | 10:30 AM - 2:30 PM

2 Days: December 7 - December 8

Join us for an immersive weekend workshop intensive dedicated to mastering the art of Oil & Cold Wax Medium! Over two days, you'll explore this versatile medium under expert guidance, with four-hour sessions on both Saturday and Sunday. Whether you're a beginner looking to learn the basics or an experienced artist aiming to refine your technique, this workshop offers a comprehensive, hands-on experience. Dive into various techniques, experiment with textures, and discover how to create stunning, layered works of art.

\$265.00





CERAMICS

Wheel Throwing for Beginners

Wendy Hower

Sunday | 10:00 AM - 4:00 PM

1 Day: September 22

Ever wanted to spend a day learning the basics of the pottery wheel? If so, this class is for you. Come spend the day with fellow beginners as they learn to create on the wheel. We will make plates, bowls and cylinders. All pieces will be bisque fired in the studio kiln and glaze fired as well. Clay and firing costs are included in the cost of the workshop.

\$235.00

Raku Workshop

Jon Puzzuoli

Sunday | 10:00 AM - 5:00 PM

1 Day: September 29

Sunday | 10:00 AM - 5:00 PM

1 Day: October 13

LEVEL: INTERMEDIATE - ADVANCED

Students bring their bisque pieces and spend the day glazing and firing in the raku kiln. We will do a combination of firings: traditional raku, and fuming techniques using horsehair and feathers. Students should use white stoneware clay, which may be purchased in advance. Pieces can be bisque fired in Silvermine's kiln two weeks prior to the date of the workshop. We will accommodate as many firings as the day allows. Expect to get at least 5 medium size (approximately 8 x 8 x 8 inches would be considered medium size) pieces fired. Pieces should be based on cylindrical forms, not flat, or over 10 lbs.

\$250.00



Ceramic Basket Weaving

Wendy Hower

Sunday

2 Days: October 6 | 10:00 AM – 2:00 PM, October 20 | 10:00 AM – 1:00 PM

Ever wondered how ceramic woven baskets are created? This fun all hands-on workshop will have you weaving clay in no time. Come spend two days going through the ceramic process of both wet-work and glazing. During our first meeting we will weave our ceramic baskets, plates and more. On second meeting we will learn about glazing techniques and complete our bisque fired pieces in the glaze of our choice! Workshop includes all materials needed. Participants will be notified when completed pieces are ready for pick-up.

\$440.00





PRINTMAKING

Linocut - No Press Bed Needed

Evelyn Harvey

Saturday | 10:00 AM - 1:00 PM

1 Day: October 19

This workshop reviews the relief printmaking process using a linoleum block (linocut). This one day session guides through the steps of sketching, carving, inking, and printing an image, while reviewing the materials and tools. This workshop is designed as an introduction to linocut. Instructor demonstration is given, and one on one feedback is provided.

\$115.00

Introduction to Relief Printing: Woodcuts


Andrew Murdoch

Saturday, Sunday | 9:30 AM - 1:00 PM

2 Days: November 2 - November 3

Woodblock printing has been practiced, in one form or another, since 220 A.D. The process involves the removal of material (in this case, wood) allowing the raised areas to be inked and printed. During this workshop, students will develop images to be transferred to a wood block. This course will cover the use of basic carving tools and techniques to create an image that students will be able to print in small editions.

\$245.00



Linocut - Holiday Card Extravaganza

Evelyn Harvey

Saturday | 10:00 AM - 1:00 PM

1 Day: November 16

This seasonal themed workshop reviews the relief printmaking process to create hand printed holiday cards! This one day session guides through the steps of sketching, carving, inking, and printing an image. Students are encouraged to design their own custom image to share on a card. This workshop is also designed as an introduction to linocut. Instructor demonstration is given, and one on one feedback is provided.

\$115.00





METAL & SCULPTURE

A Day to Weld!


Justin Perlman

Sunday | 10:00 AM - 4:00 PM

1 Day: September 15

This workshop is for beginning students. If you have ever wondered what it would be like to weld or create something out of metal, this is the workshop for you. This is a hands-on workshop. Through demonstrations of equipment and safety rules you will create a piece of art. Students should wear cotton clothing with long-sleeves and long pants, work boots and no open toed shoes. Long hair must be tied back. Bring work gloves. All materials are provided.

\$235.00



JEWELRY & METAL ARTS

Sterling Silver Cigar Band Ring

Maureen Henriques

Thursday | 2:00 PM - 5:00 PM

4 Weeks: October 3 - October 24

LEVEL: ALL LEVELS

In this class students will create a stunner of a ring. We will implement studio tools such a jeweler's saw, templates, hammers, and the flex shaft and explore the specifics of soldering. Then...it's all about the bezel. How to create the perfect bezel, and get the perfect tight fit... and filing is key. We will concentrate on which files work best, how to choose them, and why. Experience is encouraged. Stones will vary.

\$340.00



Sandcast Stick & Stone Pendant

Maureen Henriques

Sunday | 10:00 AM - 4:00 PM

1 Day: October 6

This class offers an opportunity to learn the age-old art of sandcasting metal. Using real twigs and natural elements, students will learn the basics of making a mold in sand, melting metal and casting. We will then sand, file, solder, add patina, polish and bezel set a small stone to create a one-of-a-kind pendant that mother nature would surely envy! You will also learn about studio safety and safety guidelines for all types of techniques used within the Jewelry studio. At the end of the class, you will walk away with a stronger understanding of Jewelry making, a new set of skills to use to grow as a maker, and a beautiful pendant that you can take home to finish as you like. Experience is encouraged, but not required.

\$280.00



Sterling Silver Open Shank Ring

Maureen Henriques

Saturday | 10:00 AM - 4:00 PM

1 Day: October 19

Some call it open, some call it split, I call it a fun project for beginners and advanced students alike. Students will learn how to calculate their ring size, form a bezel setting for one side of the ring, and a fun embellishment for the other. Techniques learned will be sawing, bezel creation, sizing, filing, and soldering just to name a few. Stones will vary.

\$255.00

Sterling Silver Feather Earrings

Maureen Henriques

Sunday | 10:00 AM - 4:00 PM

1 Day: October 20

These will be your new favorite pair of earrings! They catch light, movement, as well as compliments! We'll use soldering, texturing, and sawing techniques to create a lightweight realistic pair of feather earrings perfect for every occasion. We will discuss the use of traditional jewelry tools, filing, and polishing as well. This class is perfect for beginners or anyone who wants to have fun exploring metalsmithing and silversmithing.

\$245.00



Sterling Silver Embellished Pendant

Maureen Henriques

Saturday, Sunday | 10:00 AM - 4:00 PM

2 Days: November 2 - November 3

In this two day workshop we will refine your sawing, soldering and design skills. We will begin day one discussing the jeweler's saw, and how to get the most out of it, as we saw out and fabricate our embellishments. We will also create the bezel for our stone. Day two is all about soldering and design. We will discuss the different ways our embellishments can be placed, how they will complement the stone, create visual interest and balance, and how they will be soldered. The final steps, patina and polish. Stones will vary.

\$425.00

Sterling Silver Paper Clip Bracelet

Maureen Henriques

Saturday, Sunday | 10:00 AM - 2:00 PM

2 Days: November 9 - November 10

Paper clip chains are a classic and wonderful additions to any jewelry wardrobe. This sophisticated chain is so sleek that it will not compete with a focal piece but will enhance whatever it is paired with. Due to its simplicity, this chain is also the perfect to pair with other styles for a layered look. It is amazing how just a little bit of wire can make such a great impact! Not only will you nail those soldering skills with a project like this, but if you follow along exactly, you'll get to work on control skills too. We will be creating a chunky chain bracelet and clasp.

\$310.00



PHOTOGRAPHY & DIGITAL ARTS

Botanical Toners for Cyanotypes

Bruce Dunbar

Saturday | 10:00 AM - 2:00 PM

1 Day: September 28

Discover the various colors a cyanotype print can become when toned. Typically, it's a deep blue color but it can be enhanced and altered with toning baths made from plants. In this workshop we will go beyond the typical toners of coffee and tea to explore various non-toxic natural botanical toners to produce a variety of experimental hues. Participants will hand coat paper and make prints from their choice of negatives (film, digital, paper, glass or hand drawn) or use botanicals and/or objects. Participants will be guided through these processes with examples and demonstrations. Some brief history and chemistry of the processes will be discussed. All levels welcome.

\$145.00

iPhone Photography: All You Need to Know

Bruce Dunbar

Saturday | 10:00 AM - 2:00 PM

1 Day: October 19

Learn to take full advantage of all the capabilities of your iPhone camera. During this class, you'll learn the tips and tricks of iPhone photography and how to make the most of your phone's camera, starting with photography basics; focus control and exposure. Composition and creativity will be discussed too. No experience necessary!

\$145.00



Natural Chemigrams: Play with Your Food


Bruce Dunbar

Saturday | 10:00 AM - 2:00 PM

1 Day: November 2

A fun and unique way to use light and food to create one of a kind images. A chemigram is an image created on light sensitive photo paper without using a camera or enlarger. Different markings made by the food/plant/vegetable material are created along with the use of resists. Both hard and soft resists will be explored to form abstract shapes on the paper. This workshop is open to all ages and all experience levels.

\$145.00



Darkroom Printing - Large!

Bruce Dunbar

Friday | 10:00 AM - 3:00 PM

1 Day: November 8

Ever wonder what your negatives would look like printed extremely large? This class will investigate the darkroom print in 20 x 24" format using 35mm, 120mm or 4x5" film negatives. An overview of archival processing will be demonstrated. Bring your own negatives and we will make big exhibition quality prints. Limited to 5 students.

\$175.00



Cyanotype: Process & Exploration

Evelyn Harvey

Saturday | 10:00 AM - 1:00 PM

1 Day: November 9

Cyanotype is a non-silver light sensitive chemistry that is reactive to UV light exposure. When exposed and processed, Cyanotype prints show an all over blue color that can be explored in value. This workshop offers guidance in applying the photosensitive chemistry, creating prints with natural and found materials and exploration in capturing an image using sunlight. You may bring in negatives or materials such as flowers & leaves (real or silk), feathers, lace, buttons, safety pins or any variety of graphic household items, all of which can be exposed with this process! The workshop will offer instructor demonstration and one on one feedback. This workshop will be held in the studio and outside under the sun's rays, so please dress appropriately for the weather.

\$165.00





MIXED MEDIA & COLLAGE

Introduction to Mixed Media Collage

Heather Neilson

Sunday | 10:00 AM - 3:30 PM

1 Day: September 22

In this workshop, you will create several Abstract Mixed Media Collages on high quality mixed media paper using a variety of collage papers, acrylic paint and mark making tools. In the morning, you will learn approaches for adhering collage and building your work. Heather will guide you in creating two collages using core art principles of value, color, shape and composition. In the afternoon, you will explore 1-2 additional collages, with additional ideas and guidance from Heather. This workshop is suitable for the novice, intermediate and experienced artist. The goal is to have fun, learn some new skills and meet like-minded people. And, you will have created some personal and unique works of art to bring home.

\$175.00



Introduction to Encaustic Painting (Hot Wax)

Nash Hyon

Saturday | 10:00 AM - 3:00 PM

1 Day: September 28

Love how encaustic paintings look? Want to know more about it and try it out without a large investment of time or materials? In this workshop you will learn all the basics including, tools, techniques, and safety. After demonstrations, you will have time to work hands-on with this unique and historic medium that is gaining popularity among all types of artists. The school will supply all of the equipment. Please see our website for additional materials you should bring.

\$185.00

Unblock your Creativity: Painted Collage

Frances Eber

Saturday | 10:30 AM - 1:30 PM

1 Day: October 5

Painted Collage is an exercise designed to help you to let go of expectations and outcomes. It may seem like playtime, but it is serious work. Here, we are looking for large forms that can create dynamic compositions. We start by painting on blank sheets of paper. Using neutral colors like black, white. Some with drawings on them and others plain. Then we cut them up into random shapes and reconfigure adding more marks as we go. These shapes or motifs are essential to finding your unique vernacular.

\$110.00

Unblock Your Creativity: Abstraction

Frances Eber

Saturday | 10:30 AM - 1:30 PM

1 Day: October 12

Saturday | 10:30 AM - 1:30 PM

1 Day: November 16

In this workshop, we break free from overthinking, allowing creative expression to flow naturally. Techniques that disrupt rigid thinking, such as color exploration, dynamic shapes, marks, collage, and transfers, encourage a more intuitive and liberated approach to art creation. Emphasis is on the freedom to experiment, take risks, and discover new avenues of artistic expression, fostering creative liberation and joy.

\$110.00

Unblock Your Creativity: Segmenting Exploration

Frances Eber

Saturday | 10:30 AM - 1:30 PM

1 Day: October 19

Saturday | 10:30 AM - 1:30 PM

1 Day: November 23

In this exercise, we will divide the paper into multiple parts using tape. We will treat the surface as if it were just one canvas. We will achieve this by using a variety of marks that cover the entirety of the paper. The purpose is not to become too precious with our marks. Instead of treating the substrate as a single, intimidating surface, we will break it down into multiple components using tape. The goal of this exercise is to encourage freedom and experimentation with our artistic marks, allowing our creativity to flow without constraints. Afterwards, we will remove the tape to reveal many small segments with enormous potential for future larger paintings.

\$110.00

Unblock your Creativity: Relief Painting

Frances Eber

Saturday | 10:30 AM - 1:30 PM

1 Day: November 30

In this exercise, we explore color density and transparency. We begin by impromptu overlapping of acrylic paints, working on two or three substrates at the same time. We develop textures using variances of wax paper lift. We are exploring the transparency of colors, shapes, and textures. Our intention is to find the interchange within these elements so we can build on them.

\$110.00



Weekend Intensive: Mastering the Oil & Cold Wax Medium

Frances Eber

Saturday, Sunday | 10:30 AM - 2:30 PM

2 Days: December 7 - December 8

Join us for an immersive weekend workshop intensive dedicated to mastering the art of Oil & Cold Wax Medium! Over two days, you'll explore this versatile medium under expert guidance, with four-hour sessions on both Saturday and Sunday. Whether you're a beginner looking to learn the basics or an experienced artist aiming to refine your technique, this workshop offers a comprehensive, hands-on experience. Dive into various techniques, experiment with textures, and discover how to create stunning, layered works of art.

\$265.00

Youth Courses



PAINTING & DRAWING

Creating Comics (Ages: 10-13)

Timothy Cronin

Tuesday | 4:30 PM - 6:30 PM

10 Weeks: September 17 - November 19

Comics is the art of words and pictures together to tell a story. In this course. Students will work to strengthen their personal drawing styles as well as learning comics fundamentals including storytelling, pacing, layout, composition, penciling and inking techniques. The goal of the class is to have the students create their own mini- comic.

\$470.00



Exploring Drawing, Painting and More! (Ages: 7-9)

Karen Siegel

Tuesday | 4:30 PM - 6:30 PM

12 Weeks: September 17 - December 3

In this course students will explore the elements of art (color, form, line, shape, space, texture, and value) through various artistic media. Subject matter will include still-life, landscape, abstraction and more. A different art technique will be introduced each week giving the young artist a chance to have fun exploring a variety of materials.

\$540.00

Exploring Drawing, Painting and More! (Ages: 10-13)

Karen Siegel

Wednesday | 4:30 PM - 6:30 PM

11 Weeks: September 18 - December 4

In this course students will explore the elements of art (color, form, line, shape, space, texture, and value) through various artistic media. Subject matter will include still-life, landscape, abstraction and more. A different art technique will be introduced each week giving the young artist a chance to have fun exploring a variety of materials. **no class Oct.2**

\$510.00



Drawing People in Color with Pastels (Ages: 14-17)

Nomi Silverman

Saturday | 9:30 AM - 12:30 PM

4 Weeks: September 21 - October 26

Play with color in soft pastels while you improve upon the basics of portrait drawing. Students will develop an understanding of gesture, proportion, and structural anatomy by working from a costumed model. Learn the block-in method for figure construction and simplified color theory. Take home the tools to capture the essence of people in rich color. **no class Oct.12, Oct.19**

\$325.00

Youth Art Studio (Ages: 13-17)

C.J. Guerin

Thursday | 4:30 PM - 6:30 PM

9 Weeks: September 26 - December 5

Students will explore drawing, oil painting, printmaking and 3D work. We will learn the basics of each genre with an opportunity to learn about perspective, color mixing, composition etc. Students will be encouraged in finding their own personal voice with teacher support and guidance. This is a springboard class. **no class Oct.31, Nov.28**

\$430.00

Portfolio Development: Youth Portrait Drawing (Ages 14-17)

Justin Wiest

Tuesday | 4:30 PM - 6:30 PM

8 Weeks: October 1 - November 19

Drawing is the most essential skill to have as a young artist. Drawing the portrait is one of the most demanding undertakings for any artist. This class will break down the process of setting the model with pose and lighting, in which the artist is most advantaged. We will cover the block-in, shadow massing, and edge resolution. In the end the student will have a masterful drawing complimented with a noticeable likeness. All levels are welcome and demonstrations will be presented.

\$475.00



PRINTMAKING

Relief Printmaking (Ages: 14-17)

Evelyn Harvey

Tuesday | 4:00 PM - 6:00 PM

8 Weeks: September 17 - November 5

An introductory workshop to the process of relief printmaking. Using a linoleum block, design and carve your own image to print on paper. The workshop reviews what printmaking is, how to handle the carving tools, creating an image through relief, registering paper, and printing. This workshop is geared for those who want to explore the process and understand the steps and tools required.

\$355.00

Discover the Possibilities of Printmaking! (Ages: 10-13)

Evelyn Harvey


Wednesday | 4:00 PM - 6:00 PM

8 Weeks: September 18 - November 13

Discover the many possibilities of printing without a press! This printmaking process uses the gel plate to create unique one off prints. Without needing a press, students ink and transfer images onto the gel plate to then print on paper. This process is highly explorative and offers many different outcomes. Student work through different inking techniques, layer image making, and stenciling. Demonstration are given with one on one feedback in a fun and supportive environment. Group discussion is encouraged.

no class Oct.2

\$410.00



PHOTOGRAPHY & DIGITAL ARTS

Intersection of Digital Art: Nature Journaling and Digital Collage (Ages: 10-13)

Bridget Pavalow


Sunday | 9:00 AM - 11:00 AM

6 Weeks: September 29 - November 10

Strike a balance between traditional arts practices and the ever expanding world of digital arts processes. Students will learn to appreciate nature by stepping away from screens and observing the world around them. Using mediums such as pastels & watercolors students will capture the beauty of nature in a personal sketchbook. They will then take their drawings and paintings back to the computer lab, to create beautiful digital collages, using Photoshop. Students will have the opportunity to develop basic Photoshop skills, while incorporating hands-on traditional arts mediums, with a focus on observation in nature. **no class Oct.20**

\$315.00





MIXED MEDIA & COLLAGE

Mixed Media Art (Ages: 6-9)

Martha Bloom

Monday | 4:30 PM - 6:30 PM

11 Weeks: September 16 - December 2

Mixed Media is a good way to keep one's hand in all the fine art mediums like drawing painting printing collage assemblage and with their combinations. During the session there will be drawing from the model, still life and imaginative work. Painting both abstract and realistic collage using collected imagery, assemblage using 3D objects some sculpture with found objects and clay. A combination of mediums will be practiced as Mixed Media can incorporate personal expression. There will be an emphasis of working in one own style favored pallet and with interests and issues unique to each student incorporated into their work. Careful individual instruction and suggestions will be offered with some class discussion about art making artists techniques. **no class Oct.14**

\$510.00

Mixed Media Art (Ages: 6-9)

Martha Bloom

Friday | 4:30 PM - 6:30 PM

9 Weeks: September 20 - December 6

Mixed Media is a good way to keep one's hand in all the fine art mediums like drawing painting printing collage assemblage and with their combinations. During the session there will be drawing from the model, still life and imaginative work. Painting both abstract and realistic collage using collected imagery, assemblage using 3D objects some sculpture with found objects and clay. A combination of mediums will be practiced as Mixed Media can incorporate personal expression. There will be an emphasis of working in one own style favored pallet and with interests and issues unique to each student incorporated into their work. Careful individual instruction and suggestions will be offered with some class discussion about art making artists techniques. **no class Oct.11, Nov.8, Nov.29**

\$430.00



Youth Workshops



PAINTING & DRAWING

Youth Oil Painting Workshop (Ages: 14-17)

C.J. Guerin

Sunday | 10:30 AM - 3:30 PM

1 Day: December 1

Students will learn about the unique and subtle qualities of painting in oil. Our workshop will cover setting up a palette, mixing paint, mediums, and clean-up. There will be an overview of ways to start a painting, linear and atmospheric perspective and composition. This workshop will be aimed at creating a landscape painting.

\$190.00



MIXED MEDIA & COLLAGE

Sunday Mornings at Silvermine (Ages: 5-10)

Marta Kot

Nature's Art - Painting and Drawing Studio

Sunday | 9:00 AM - 1:00 PM

1 Day: September 22

Happy Thanksgiving - Collage, Drawing, Mixed Media Painting

Sunday | 9:00 AM - 1:00 PM

1 Day: November 24

The Self Portrait with Winter Fashion - Mixed Media Painting on Canvas

Sunday | 9:00 AM - 1:00 PM

1 Day: December 1

Children explore with creativity and express themselves in a unique and personal way. Skills and techniques will be developed while painting, drawing, sculpting and making friends. Materials may include charcoal, fabric, paint, clay, watercolors, oil pastels, wood, foam, beads and glitter dust, more. View individual class offerings for a full description of the theme!

\$165.00



Sunday Mornings at Silvermine (Ages: 5-10)

Marta Kot

Fairy and Gnome Autumn Habitats with Clay and Mixed Materials

Sunday | 9:00 AM - 1:30 PM

1 Day: October 20

Evergreens with Branches in Hoarfrost and Decorated for the Holidays - Mixed Media Painting on Canvas

Sunday | 9:00 AM - 1:30 PM

1 Day: December 15

Children explore with creativity and express themselves in a unique and personal way. Skills and techniques will be developed while painting, drawing, sculpting and making friends. Materials may include charcoal, fabric, paint, clay, watercolors, oil pastels, wood, foam, beads and glitter dust, more. View individual class offerings for a full description of the theme!

\$185.00

School Break Studio Art Jams (Ages: 5-10)

Marta Kot

Autumn Colors - Mixed Media on Canvas

Thursday | 9:00 AM - 1:00 PM

1 Day: October 3

Autumn Landscape with Fruit Trees, Pumpkin Fields, Corn Stalks - Mixed Media on Canvas

Tuesday | 9:00 AM - 1:00 PM

1 Day: October 15

Autumn Clay Birds - Eagles, Owls, & More!

Tuesday | 9:00 AM - 1:00 PM

1 Day: November 5

Colorful Autumn Still Life - Mixed Media Painting & Drawing on Canvas

Monday | 9:00 AM - 1:00 PM

1 Day: November 11

Gingerbread House - Mixed Media Painting on Canvas

Monday | 9:00 AM - 1:00 PM

1 Day: December 23

Children will discover the beauty and magic of expression while exploring a variety of materials in each studio session. Skills and techniques will be developed while painting, drawing, sculpting and making friends. Materials may include charcoal, fabric, paint, clay, watercolors, oil pastels, wood, foam, beads and glitter dust, more. View individual class offerings for a full description of the theme!

\$165.00



School Break Studio Art Jams (Ages: 5-10)

Marta Kot

Individualized Themes with Sketching, Painting & Drawing Fish

Friday | 9:00 AM - 2:00 PM

1 Day: December 27

Children will discover the beauty and magic of expression while exploring a variety of materials in each studio session. Skills and techniques will be developed while painting, drawing, sculpting and making friends. Materials may include charcoal, fabric, paint, clay, watercolors, oil pastels, wood, foam, beads and glitter dust, more. View individual class offerings for a full description of the theme!

\$195.00

School Break Studio Art Jams (Ages: 5-10)

Marta Kot

Hogwarts Winter House - White on White

Monday, Tuesday | 9:00 AM - 2:00 PM

2 Days: December 30 - December 31

Children will discover the beauty and magic of expression while exploring a variety of materials in each studio session. Skills and techniques will be developed while painting, drawing, sculpting and making friends. Materials may include charcoal, fabric, paint, clay, watercolors, oil pastels, wood, foam, beads and glitter dust, more. View individual class offerings for a full description of the theme!

\$365.00

