

Silvermine

**WINTER  
2025**

**Silvermine School of Art**

## **Winter Session**

**January 6 - March 16**

*Courses and workshops for adults and youth*

**Registration Opens: November 19, 9:00am**

School Closed:

Martin Luther King Jr. - January 20

Presidents' Day - February 17

## **Spring Session**

**March 31 - June 8**

*Courses and workshops for adults and youth*

**Registration Opens: February 11, 9:00am**

School Closed:

Memorial Day - May 26

## **Summer Art Studios**

**June 16 - August 22**

*Week long art classes for ages 3-14*

**Registration Opens: January 28, 9:00am**

School Closed:

Independence Day - July 4


### **Want to Register Early?**

Become a Silver Benefactor today! Donations totaling \$1,000 or more annually entitle you to register before the general public.

Click [here](#) to make your donation.

### **Give the Gift of Art**

Gift Certificates for workshops and courses are available in any denomination. Call 203-966-9700 ext.2 to make your purchase.



### **School Office Hours**

**Monday – Friday**

**Hours:** 9:00 AM – 5:00 PM

**Phone:** 203-966-9700, ext. 2

1028 Silvermine Rd, New Canaan, CT

The school office is the grey house, located across the street from the main building, to the left of the Silvermine Market.

### **Registration Information**

#### **Need Help Choosing a Course?**

If you need assistance in your selection, contact the school office: 203-966-9700, ex.2 or [schoolregistrar@silvermineart.org](mailto:schoolregistrar@silvermineart.org)

#### **How to Register?**

**Online:** [www.silvermineart.org](http://www.silvermineart.org)

**Phone:** 203-966-9700, ext. 2

**No in person, emails or fax registrations.**



## General Studio Policies

View the full list of studio policies [here](#).

Studio scheduling is at the discretion of Silvermine Art Center. Students attending programs are permitted to use the facilities during scheduled program times only.

- Arrival/Set Up
- Departure/Clean Up



## Course Levels

**Beginner** (for students with little to no experience)

**Intermediate** (for students with a strong grasp of basic techniques)

**Advanced** (for students with significant experience and ability to work with some independence)

**All Levels** (for beginner, intermediate and advanced students)

## Enrollment & Withdrawal Policies

Policies regarding withdrawals and reimbursements vary based on program type (courses, workshops, summer art studios). Please be sure to familiarize yourself with all applicable policies prior to your registration.

Click [here](#) for the full list of policies:

- General Registration Policies
- Reimbursement Options
  - Reimbursements for Courses
  - Reimbursements for Workshops
- Photograph & Video Waiver Release

## Contents

Private Lessons, Birthday Parties,  
Open Sketch, Gallery

[3](#)

**Adult Courses** [4-30](#)

Painting & Drawing [4-13](#)

Ceramics [13-15](#)

Printmaking [16-17](#)

Metal & Sculpture [18-21](#)

Jewelry & Metalsmithing [21-23](#)

Special Studies [24-25](#)

Photography & Digital Arts [25-27](#)

Mixed Media & Collage [28-30](#)

**Adult Workshops** [31-47](#)

**Youth Courses** [48-51](#)

**Youth Workshops** [52-54](#)

### Private Lessons

Silvermine offers private lessons to students ages 4 and up in one-on-one sessions or for groups up to 18 participants. Inquire [here](#).

### Birthday Parties

Have a unique and memorable art party for your child! Children ages 3 to 15 can experience the arts in an actual art studio. Choose from a variety of art projects and themes to have your child and their friends create a one-of-a-kind piece of art. For more information click [here](#).



### Open Sketch

These sessions are open to the public, ages 16 & up and provide the opportunity to work from a live model, in the artist's preferred medium.

Open Sketch sessions are all walk-in. Students work independently, no instruction provided. Payment is made in CASH or CHECK (exact change only). There is no payment through credit card. For more information click [here](#).

#### Schedule:

**Monday:** 1:00 PM – 4:00 PM | **\$20.00**

**Friday:** 10:00 AM – 3:30 PM | **\$30.00**



### Gallery

We invite you to come visit our five galleries, with free admission, presenting exhibitions by emerging and established contemporary artists; a permanent collection of original prints; and an outdoor Sculpture Walk that blends art and nature.

#### Gallery Hours:

**Monday:** Closed

**Tuesday - Saturday:** 10:00 AM – 4:00 PM



# ADULT COURSES

## PAINTING & DRAWING



### ***Artists Ahoy!: The Magic of Seascapes***

Dennis Lyall

**Monday | 1:00 PM - 4:00 PM**

**8 Weeks: January 6 - March 10**

#### ***ALL LEVELS***

Explore and learn to capture vibrant breaking waves, beautiful shores and billowing sails! Study the endlessly engaging pull of marine painting. You will learn the principles used by artists who have captured those ideas: design and space, perspective, color, tone, volume, and more. You will work with reference material painted by professionals...or you can use your own photos! *\*no class Jan.20, Feb.17\**

**\$450.00**

### ***Basic Techniques of Watercolors***

Alex McFarlane

**Monday | 9:30 AM - 12:30 PM**

**8 Weeks: January 6 - March 10**

#### ***LEVEL: BEGINNER - INTERMEDIATE***

This course is for beginners and experienced students who want to progress. Watercolor painting is about technical skills that can be learned. There will be a demonstration at the beginning of each class. How to relax and be comfortable while using watercolors is encouraged. In addition, inventive compositions for still life, figure and landscape will be encouraged. *\*no class Jan.20, Feb.17\**

**\$450.00**

### ***Copying from the Masters***

Justin Wiest

**Monday | 9:30 AM - 12:30 PM**

**8 Weeks: January 6 - March 10**

#### ***LEVEL: INTERMEDIATE - ADVANCED***

Copying old master works was a time-tested tradition throughout the ages. Students will work from high quality reproductions and be led through a step-by-step approach to thinking and working in the old master manner. Beginning with the drawing, then capturing and slowly building the layers of paint with glazes mixed with chalk and oil, students will learn the full process, which they can then introduce into their own methods of painting. Reproductions will be provided for the students. *\*no class Jan.20, Feb.17\**

**\$450.00**





## **Foundational Painting I**

Rick McCollum

**Monday | 1:00 PM - 4:00 PM**

**8 Weeks: January 6 - March 10**

**LEVEL: BEGINNER**

This class will concentrate on the fundamentals and processes of representational painting. Emphasis will be painting from the still life and photos. Students will learn how to analyze, interpret and apply light to form and space. Class objectives are learning how to use the tools of painting: brushes, how to mix paint, learning value, (the lightness and darkness of an object), using edge control, (soft or hard edges when painting), the properties of color, painting multiple objects with a focal point or points, pictorial composition, painting highly reflective objects like glass and metal, painting a portrait, lighting and photographing the human head, and learning to mix flesh tones. There will be instructor demos and handouts along with individual student guidance. No prior painting experience is necessary, but some drawing ability is needed. *\*no class Jan.20, Feb.17\**

**\$450.00**



## **Introduction to the Art of Drawing**

Alex McFarlane

**Monday | 1:00 PM - 4:00 PM**

**8 Weeks: January 6 - March 10**

**LEVEL: BEGINNER - INTERMEDIATE**

We begin by learning how to measure using our eye, how to create the proportions of our subject. When applying these methods of measurement and proportion, we give drama and expression to our drawings. Learn about shading, perspective and composition. Subjects include basic forms, the figure, portrait and landscapes. Every class will start with a demonstration and individual attention is given to each student. *\*no class Jan.20, Feb.17\**

**\$480.00**

## **\*NEW\* Drawing Process & Materials**

Justin Wiest


**Tuesday | 9:30 AM - 12:30 PM**

**10 Weeks: January 7 - March 11**

**ALL LEVELS**

"Drawing is the probity of Art.." is as true today as when Ingres declared it two hundred years ago. The class will investigate the harmonic expression of lines combined with the poetic power of tone. The class will have a running discussion on how drawing informs other media such as print making, painting, and sculpture. Class topics will include landscape, still life, and portrait. Various drawing materials are suited for varying tasks. These materials include: graphite/charcoal, pen/ink, metal point, and conte crayon. We will see what media works best for landscape, still life, and figure. The instructor will give demonstrations and provide samples. Open to all levels.

**\$570.00**



## ***Old Master Techniques in Oils***

Felicia Feldman

**Tuesday | 1:00 PM - 4:00 PM**

**10 Weeks: January 7 - March 11**

**LEVEL: INTERMEDIATE - ADVANCED**

From the initial drawing to the final details, this class will demystify the techniques of the Old Masters from the Renaissance to the late 1800's. The first half of class, students will learn one of these techniques step by step with the instructor demonstrating. The last half of class, students will apply this technique to their own personal subject matter. We will focus on a different technique each semester, and students who have taken the class previously can then choose which technique they'd like to focus on for their personal projects. Techniques to be explored can include open grisaille, closed grisaille, brunaille, verdaccio, ebauche.

**\$540.00**



## ***Painting Animals in Oils***

Felicia Feldman

**Tuesday | 9:30 AM - 12:30 PM**

**10 Weeks: January 7 - March 11**

**ALL LEVELS**

This class will focus on everything from structure, form, and textures of different types of animals. We will be using a more direct approach to painting, with a simple under-drawing to start. The first half of the semester will have a demonstration by the instructor where each student can follow along step by step. The second half of the semester students will work independently on their favorite animal of choice. Every class will have individual guidance and critique from the instructor. Students have the option to work in traditional or water mixable oils.

**\$540.00**



## ***Precursor to Portraiture: Head Painting***

Rick McCollum

**Tuesday | 9:00 AM - 12:00 PM**

**10 Weeks: January 7 - March 11**

**ALL LEVELS**

This class will concentrate on painting the human head. Topics covered will be a review of the basic proportions and structure of the head. The major planes and shapes of the head and how the features are set into the skull in terms of construction. Students will learn preferred lighting techniques to be able to take their own photos to use as good painting and drawing reference. How to mix flesh tones and blocking in values along with edge control will be discussed. There will be demos, handouts and individual guidance by the instructor.

**\$580.00**



## ***The Art of Still Life Painting***

Justin Wiest

**Tuesday | 1:00 PM - 4:00 PM**

**10 Weeks: January 7 - March 11**

**LEVEL: INTERMEDIATE-ADVANCED**

The class will investigate various styles of still life painting such as Dutch, French, and Impressionist. Each student will have their own setup which the instructor will help light and compose. Discussions of shape, color, and edges will start off each class. Still life is a great way to engage with the many topics that arise with oil, acrylic, and watercolor. Drawing experience is helpful.

**\$540.00**



## ***Drawing in Harmony***

Timothy Cronin

**Tuesday | 6:30 PM - 8:30 PM**

**8 Weeks: January 7 - March 4**

**ALL LEVELS**

In this course students will learn to draw using the mind, eye and hand in harmony. Students are encouraged to find their own 'voice' and 'story' within their drawings. Emphasis will be on observational drawing while learning composition, line, form and value. This Class is meant for all levels of artist. Beginners looking for foundational skills or experienced artists wanting to strengthen their craft. *\*no class Feb.18\**

**\$370.00**

## ***Watercolor Landscapes***

Wendy MacCordy

**Tuesday | 9:30 AM - 12:30 PM**

**8 Weeks: January 7 - March 11**

**ALL LEVELS**

The fundamentals of watercolor will be taught and the emphasis will be on becoming comfortable with the spontaneous nature of the medium. We will focus on how to capture light filled landscape paintings by using the white of the watercolor paper. Demonstrations will be given at the beginning of each class. Bring your own landscape photographs as a reference. *\*no class Jan.21, Feb.18\**

**\$450.00**



## ***Abstract Painting: Dynamics of Symbols and Color in Composition***

Dmitri Wright

**Wednesday | 9:00 AM - 12:00 PM**

**10 Weeks: January 8 - March 12**

**ALL LEVELS**

Develop your own unique personal vision as an abstract painter and explore new ideas via the art of the creative process. Focus will be on the abstracted from the representative - figure, landscape or floral in applying one's personal perception, temperament and aesthetical beauty for more expressive freedom in chosen subject. There will be presentations of color and compositional theory, in addition to playful exercises in working large. Students at all levels are welcome to work in any medium of their choice. Bring an Artist Journal and any supplies you are already working in.

**\$540.00**

**Wednesday | 1:00 PM - 4:00 PM**

**10 Weeks: January 8 - March 12**



## ***Big Picture: Choose Your Theme Figure, Landscape, or Still Life***

Alex McFarlane

**Wednesday | 1:00 PM - 4:00 PM**

**10 Weeks: January 8 - March 12**

### ***ALL LEVELS***

This course is ideal for someone who wants to start, execute and finish one painting or drawing. For the narrative artist, there will be a sustained pose for the entire session. The still life artist will have an individual set-up tailored to meet his or her needs. For the landscape artist, there will be individual guidance in making nature look natural. There will be demonstrations.

**\$540.00**



## ***Painting 101: Foundation Painting***

Alex McFarlane

**Wednesday | 9:30 AM - 12:30 PM**

**10 Weeks: January 8 - March 12**

### ***LEVEL: BEGINNER - INTERMEDIATE***

This course is for beginning and intermediate students who want to learn the techniques and procedures necessary for painting in oils or acrylics. Basic skills in drawing, composition, mixing and applying paint will be demonstrated. Subject matter will include still life, figure, portrait and landscape. You will be guided through the foundation steps towards a satisfying work of art.

**\$580.00**

## ***Portraiture: The Basics***

Dennis Lyall

**Wednesday | 6:00 PM - 9:00 PM**

**10 Weeks: January 8 - March 12**

### ***LEVEL: BEGINNER***

Learn how to draw and paint the face and head. Explore how to compose a portrait and build your work with light, color, tone, shadow and volume. You will also learn how to best use your paints and materials, and mistakes to avoid.

**\$605.00**

## ***Sculptural Figure & Portrait Painting in Oil or Pastel***

Dean Fisher

**Wednesday | 9:30 AM - 12:30 PM**

**10 Weeks: January 8 - March 12**

### ***ALL LEVELS***

Be prepared to squint, step back and use your big brushes! In this course, through the use of painting and drawing live models, you will learn fundamental approaches to capturing correct proportions, convincing gestures and realistic effects of light and shadow through the use of gaining an understanding of tone and color temperature.

Another focus will be using oil, acrylic or pastels in a sculptural way, using these mediums to impart greater solidity and expressive potential using impasto and accentuated planes changes in the form. We will focus on these key principles to see how they are all interconnected and play vital roles in breathing life into our work.

**\$675.00**



## **WOW! The Many Facets of Pen, Ink & Watercolor**

Nancy McTague-Stock

**Wednesday | 1:15 PM - 2:45 PM**

**10 Weeks: January 8 - March 12**

### **ALL LEVELS**

This course introduces you to the many possibilities inherent in using pen and ink along with watercolor! The focus will be on teaching you not only the basic techniques of each medium, but also to assist each student in creating work that is truly their own voice, not the voice of the instructor or anyone else!

From landscape to floral to portraiture to abstraction, to illustrated writing/journaling, all genres of interest are welcome. My passion lies in bringing out the artist in YOU! Artists, dabblers, writers are all welcome to explore the virtues of pen and ink and watercolor, both separately and together, all while learning, sharing and having FUN!!! No experience required...just your energy and interest!

**\$580.00**



## **Painting with Encaustics**

Nash Hyon


**Wednesday | 1:00 PM - 4:00 PM**

**8 Weeks: January 8 - February 26**

### **LEVEL: ADVANCED**

This class is for students with encaustic experience who want to continue their practice with this medium. Qualifying experience includes having taken the mini-course Encaustic Painting for Beginners. Consideration will also be given to students who have attended the workshop, Introduction to Encaustic Painting, or a 2 hour private session with Nash or with another encaustic instructor, this is not a class for beginners. During class we will focus on each students skills going beyond the basics, content driven series and professional development.

**\$480.00**



## **Acrylic Abstract Painting**

Aleksandr Razin

**Thursday | 1:00 PM - 4:00 PM**

**10 Weeks: January 9 - March 13**

### **LEVEL: INTERMEDIATE - ADVANCED**

Students will develop a working knowledge of abstract painting that challenges them to see and interpret in new ways. Using acrylics students will learn color, line, texture, movement, and form, through individual instruction. Creating a new painting is a challenging and unique experience, involving constant experimentation with intuition and automatism, taking you on a multidimensional journey of self-discovery.

**\$540.00**



## ***Beyond a Pretty Picture***

Alex McFarlane

**Thursday | 7:00 PM - 10:00 PM**

**10 Weeks: January 9 - March 13**

### ***ALL LEVELS***

You know you are good, but how do you get your painting to look like the vision in your head? This is tailored to the individual, from how you think about art to how you develop a personalized statement. Learn to analyze your vision and find a seamless balance between concept, composition and technique.

**\$540.00**



## ***Figure Drawing***

Justin Wiest


**Thursday | 9:30 AM - 12:30 PM**

**10 Weeks: January 9 - March 13**

### ***LEVEL: INTERMEDIATE-ADVANCED***

Learn the human figure's complex construction while heightening your ability to draw a figure from observation. Working from the model, emphasis on gesture, balance and proportion will be stressed throughout to aid in the illusion of credibility posed figures. Students should leave this class with a better understanding of the figure's key landmarks, form sense and construction as well as a greater ability to render a figure from life and from memory.

**\$675.00**



## ***Getting a Hold on Portrait Drawing***

Josephine Robinson

**Thursday | 10:00 AM - 1:00 PM**

**10 Weeks: January 9 - March 13**

### ***ALL LEVELS***

Drawing the human head and achieving a likeness of the appearance of another person, is a magical and exciting endeavor. This course, will be split into series of exercises, which will improve one's observational skills, as well as one's skills of hand/eye coordination. Our first undertaking will be exercises, in planning and mapping the drawing of the portrait on a simple grid. Students will then be guided in creating a sense of three dimensionality/structure by means of three drawing methods. Instruction will support the development of each student's individual drawing language, by preferencing one drawing method over another, or by using mixtures of all three methods presented. In time, and with practice, students will be able to assimilate a particular drawing language to produce drawings which are not only drawn but are also designed. All levels are welcome.

**\$675.00**





### ***Talking Heads: Portrait Painting***

Heidi Harrington

**Thursday | 9:30 AM - 12:30 PM**

**10 Weeks: January 9 - March 13**

#### ***ALL LEVELS***

This course focuses on producing a more intimate view of a portrait. There will be individual attention as students work from a model in two five-week poses. Throughout the course, there will be short demonstrations and examples of different artist's work. Each session will focus on one pictorial objective, such as tone, composition and color, as well as a focus on individual facial features. It welcomes both beginners and experienced artists.

**\$675.00**



### ***Abstract Painting***

Natasha Karpinskaia

**Friday | 9:30 AM - 12:30 PM**

**10 Weeks: January 10 - March 14**

#### ***LEVEL: INTERMEDIATE - ADVANCED***

This course will explore intellectual elements of abstraction, it is about ideas that are at the core of abstract imagery. It's objective is to learn how to transfer experiences, concepts and perception of the real world into abstract images. We will experiment with color, shapes, lines, and texture. Some demos, exercises and discussions will also be included. The class is suitable for those who have taken introductory painting courses and have the desire to explore abstraction.

**\$540.00**

### ***Contemporary Impressionism and Beyond: Experience to Expression***

Dmitri Wright

**Friday | 9:00 AM - 12:00 PM**

**10 Weeks: January 10 - March 14**

**Friday | 1:00 PM - 4:00 PM**

**10 Weeks: January 10 - March 14**

#### ***ALL LEVELS***

Develop our own unique style while discovering the philosophy and techniques used by the impressionist masters. Such methods used by the impressionists were taken from the classical and today used by the modernists are the tools you will learn from illustrative to the abstract. Students from all levels and interests, as well as those working in all materials and methods are welcomed from classical to abstract.

**\$540.00**

### ***Drawing & Painting in Combination***

Alex McFarlane

**Saturday | 9:30 AM - 12:30 PM**

**10 Weeks: January 11 - March 15**

#### ***ALL LEVELS***

This course is designed to instruct students in the fundamentals of drawing, composition and the basic techniques of painting. Mixing and applying paint will be demonstrated. Subjects such as still life, figure and landscape will be covered. Those who wish to draw exclusively are guided from a beginning thumbnail to a finished presentation. Likewise, the painters will learn their craft step-by-step.

**\$540.00**



## ***Broaden the View***

C.J. Guerin

**Thursday | 9:30 AM - 12:30 PM**

**8 Weeks: January 23 - March 13**

**LEVEL: INTERMEDIATE-ADVANCED**

This class is for students who have a working knowledge of sketching and painting. The sessions will be aimed at improving your painting through dynamic compositions, new and mixed materials, "out of the box" ideas, and various methods of working to stretch your concepts. The sessions will be aimed at landscape and still life to help you move on with your work to the next level while developing your own personal voice. There will be demonstrations and individual guidance in oil, watercolor and acrylic.

**\$450.00**



## ***Basic Drawing & Painting***

C.J. Guerin

**Thursday | 1:00 PM - 4:00 PM**

**8 Weeks: January 23 - March 13**

**LEVEL: BEGINNER**

This course is for the beginner or returning student to learn the fundamentals of drawing and painting. We begin with basic sketching techniques enabling students to accurately record what they see, and the second half of the course will introduce painting, color mixing, paint application, glazing, texture, and aerial and linear perspective. These sessions will be aimed at creating a still life and landscape.

**\$450.00**



## ***\*NEW\* The Art of Pen & Ink Drawing***

Nomi Silverman

**Thursday | 1:00 PM - 4:00 PM**

**6 Weeks: January 30 - March 6**

**ALL LEVELS**

In this course you will work with a variety of pens and inks. You will learn hatching, stipple, line, brushwork and even unusual techniques like eye lashing, as you work from still lifes, self portraits, copying from masters, or whatever imagery you choose. With ink, lines become all-important, and can help your ability to see, and thus to become a better draftsman.

**\$345.00**



## **\*NEW\*** *Abstract Landscapes with Acrylic and Mixed Media*

Nash Hyon

Thursday | 1:00 PM - 4:00 PM

4 Weeks: February 13 - March 6

*LEVEL: BEGINNER*

During this beginners class students will experience the basics of color, texture and layering using many of the unique acrylic products available for painters. After exercises students will be encouraged to complete a 16x 20 or larger painting.

**\$255.00**



## **CERAMICS**



### *On & Off the Potter's Wheel for All Levels*

Jon Puzzuoli

Monday | 1:00 PM - 4:00 PM

8 Weeks: January 6 - March 10

*ALL LEVELS*

Whether you've never touched clay or have been at it for years, this class will accommodate your needs. The initial focus of the class will be on the potter's wheel and will then transition to exploration of handbuilding techniques, with an emphasis on slab work. Beginners will be taught foundational wheel skills, general pottery techniques and gain an understanding of the complete ceramic process. For those who have more experience, the class will focus on complex forms, various surface treatments and advanced glazing methods. Class demos as well as individual instruction will be provided. *\*no class Jan.20, Feb.17\**

**\$595.00**





## ***Adding Texture to Clay***

Jon Puzzuoli

**Tuesday | 3:45 PM - 6:45 PM**

**10 Weeks: January 7 - March 11**

**LEVEL: INTERMEDIATE-ADVANCED**

Expanding upon your foundational pottery skills, each week we will learn a new way to add texture onto our clay vessels. We will explore adding grits into the clay, textured slips, crackled textures and creating beads of textured glaze. The class will also explore more intermediate pottery wheel demos and aim to build on your skills to get you throwing larger and taller.

**\$685.00**



## ***Clay Your Way***

Clare Lewis

**Tuesday | 9:30 AM - 12:30 PM**

**10 Weeks: January 7 - March 11**

**ALL LEVELS**

Whether new to clay, or experienced, your instructor will guide you through demonstrations and individual coaching. Throwing on the wheel and hand building will be offered. You can choose your own approach: functional or sculptural. The emphasis is on discovering your unique creativity while having fun and learning new techniques.

**\$685.00**



## ***Potter's Wheel for All Levels***

Jon Puzzuoli

**Tuesday | 7:00 PM - 10:00 PM**

**10 Weeks: January 7 - March 11**

**ALL LEVELS**

Whether you are new to the potter's wheel or wish to build upon your existing skills, this class will fill your needs. Beginners will be taught the important skills needed to create a vessel on the wheel. For those who have more experience, the class will focus on more complex shapes, various surface textures and alternative glazing methods. Class demos as well as individual instruction will be provided.

**\$685.00**

**Thursday | 7:00 PM - 10:00 PM**

**10 Weeks: January 9 - March 13**

## ***Intermediate & Advanced Ceramics***

Heather Houston

**Wednesday | 10:00 AM - 1:00 PM**

**8 Weeks: January 8 - February 26**

**LEVEL: INTERMEDIATE-ADVANCED**

Explore the process of intermediate to advanced throwing, hand building, construction and glazing techniques. Students will build on basic skills to learn how to make complex forms and interesting shapes using both hand building and wheel throwing techniques. Everyone will receive individual instruction in addition to class demos and will be encouraged to work independently on projects.

**\$595.00**



## ***Center Yourself! Clear your Mind and Create with Clay***

Don Reynolds

**Wednesday | 4:00 PM - 7:00 PM**

**10 Weeks: January 8 - March 12**

**LEVEL: BEGINNER**

This class is designed for both the beginner with a desire to learn the basics of working with clay, and any other students who may feel like they don't quite fit into an advanced class just yet. We will explore the fundamentals of using the potter's wheel to create thrown forms and offer those with some experience a great space to hone and reinforce their skills. This class will also provide some guidance on basic hand building techniques that will allow students to create pieces without the potter's wheel. Thrown, pinched, coiled, or slab built. Clear your mind and create with clay!

**\$685.00**



## ***Pottery & Vessel Sculpture: Intermediate to Advanced***

Keiko Ashida

**Thursday | 10:00 AM - 1:00 PM**

**10 Weeks: January 9 - March 13**

**Saturday | 10:00 AM - 1:00 PM**

**10 Weeks: January 11 - March 15**

**LEVEL: INTERMEDIATE - ADVANCED**

Intermediate and advanced students will explore alternative methods. A variety of wheel throwing, hand building, and surfacing, and glazing techniques will be covered. The emphasis is on using skills to build vessel sculptures on and off the wheel. Personal creativity will be encouraged.

**\$685.00**



## ***Beyond the Fundamentals of Pottery***

Clare Lewis

**Friday | 9:30 AM - 12:30 PM**

**10 Weeks: January 10 - March 14**


**LEVEL: INTERMEDIATE-ADVANCED**

Have fun while refreshing your basic skills and learning more advanced throwing. Demonstrations and individual help are offered to bring out the best in your projects and ideas, whether functional or sculptural. A variety of decorating and forming techniques, as well as glazing, will be addressed. The focus is on discovering your personal style and moving up to the next level.

**\$685.00**



# PRINTMAKING



## **Experimental Printmaking and Mixed Media**

Martha Bloom

**Monday | 1:00 PM - 4:00 PM**

**6 Weeks: January 6 - February 24**

### **ALL LEVELS**

Experimental printmaking involves a wide range of unconventional techniques without the boundaries or approaches of traditional printmaking and offers nontoxic printing materials. It involves many mediums which is helpful for the development of all artmaking. Other mediums such as paint collage or assemblage can be added to prints after going through the press. Careful individual attention by the instructor will be given at any level of experience. Personal interests and issues will be encouraged and most valuable for unique results and visual statements. *\*no class Jan.20, Feb.17\**

**\$355.00**



## **Intaglio Printmaking**

Andrew Murdoch

**Monday | 9:00 AM - 12:00 PM**

**8 Weeks: January 6 - March 10**

### **ALL LEVELS**

Intaglio is the family of printmaking techniques that use an incised line to produce an image. Traditionally this is accomplished by cutting directly into a metal plate (usually copper or zinc) or by 'biting' the image into the plate using an acid solution. This course will cover some basic intaglio techniques, focusing primarily on etching. Students will develop their images using various techniques and materials and will be able to print these plates in small editions. *\*no class Jan.20, Feb.17\**

**\$495.00**

## **Aluminum Plate Lithography**

Andrew Murdoch

**Tuesday | 9:00 AM - 12:00 PM**

**10 Weeks: January 7 - March 11**

### **ALL LEVELS**

Lithography is a printmaking process based on the principle that grease(oil) and water repel one another. Images are made using oil-based materials applied to the prepared surface. The image is then "processed", ensuring that the drawn areas accept ink and the open areas reject ink. Aluminum-Plate lithography is a variation on traditional stone lithography. Some advantages of the aluminum plate are the expedience of image processing and the lighter weight of the matrix. Students will produce 1-2 images during the course, able to be printed in small editions.

**\$595.00**





## **Relief Printmaking**

Evelyn Harvey

**Tuesday | 6:30 PM - 9:30 PM**

**10 Weeks: January 7 - March 11**

**LEVEL: BEGINNER**

Using linoleum blocks, carve your own printable image. This course guides you through the steps of sketching, carving, inking, and printing. This course offers exploration in relief image making, creating single color and multi-color prints, while reviewing printmaking skills and techniques. Instructor demonstration is given, and one on one feedback is provided.

**\$540.00**



## **Monotype Printmaking**

Natasha Karpinskaia

**Thursday | 9:30 AM - 12:30 PM**

**10 Weeks: January 9 - March 13**

**ALL LEVELS**

Participants will learn all the basic techniques for creating monotypes: multiple plates, chine colle', stencils and viscosity. It will focus on practicing, experimenting and letting the process lead you to new innovations. Discover endless possibilities as you print more. Emphasis is given to helping each student develop a personal knowledge of the process.

**\$550.00**

**Thursday | 1:00 PM - 4:00 PM**

**10 Weeks: January 9 - March 13**

## **Gel Plate Printing with Collage**

Nash Hyon

**Thursday | 1:00 PM - 4:00 PM**

**4 Weeks: January 9 - January 30**

**LEVEL: BEGINNER**

No experience needed for this fun and unique way to make multiple prints with acrylic paints and no press. A variety of techniques will be demonstrated and students will have time to experiment, make final prints and/or use their prints to make a finished collage.

**\$275.00**

## **Expanded Collograph Printmaking**

Caroly Van Duyn

**Friday | 9:00 AM - 12:00 PM**

**10 Weeks: January 10 - March 14**

**ALL LEVELS**

In this class, both novice and experienced students are invited to experiment in creating printed artworks utilizing not just Collograph techniques, but Drypoint, chine colle, collage and direct monotype brushwork. Using either cardboard, plexiglass and metal as our surfaces, we build textural surfaces that will capture applied ink. All elements come together evolving into unique bas-relief prints. Every class session includes demonstrations by the teacher to enhance our exploration and skill, while expanding the horizon of creative possibilities!

**\$540.00**

## METAL & SCULPTURE



### ***Methods and Materials in Sculpture***

Justin Perlman

**Monday | 1:30 PM - 4:30 PM**

**8 Weeks: January 6 - March 10**

#### ***ALL LEVELS***

This class is an opportunity for novice and advanced student alike to explore new tools and materials in the world of three-dimensional art. Whether you are interested in classical art or modernist work, this class will help you develop a work of sculpture in whatever material you choose. Emphasis will be on the techniques and the usage of tools for the given medium. From stone carving to welded steel, from two-inch model to large-scale work, this class offers a wide range for the student's interests. *\*no class Jan.20, Feb.17\**

**\$515.00**

### ***The Art of Sculpture and Bronze Casting***

Justin Perlman

**Monday | 10:00 AM - 1:00 PM**

**8 Weeks: January 6 - March 10**

#### ***ALL LEVELS***

This course provides an exploration of the art, techniques and practices based on traditional methods of lost wax bronze casting. Students will prepare a wax object, create the mold, and cast sculptural pieces in bronze. After the pour, students will have the opportunity to finish their bronze sculpture. Students will leave with one small bronze sculpture. *\*no class Jan.20, Feb.17\**

**\$870.00**



### ***Figure Sculpture Revisited***

Julia Murphy

**Tuesday | 10:00 AM - 1:00 PM**

**10 Weeks: January 7 - March 11**

**Tuesday | 6:00 PM - 9:00 PM**

**10 Weeks: January 7 - March 11**

#### ***ALL LEVELS***

This course encourages students to create their own reality of a live model in clay. Guided by the fundamentals of building the human figure, students will learn a practical approach to anatomy, proportion, and design. Students may choose their own approach to their projects, including bas-relief or 3-dimensional images of the full figure, head, or fragment. The sculpture will be modeled in terra cotta clay, hollowed, air dried and fired. There will be an additional fee for firing pieces. **IMPORTANT:** An armature designed specifically for fired ceramic sculpture is mandatory for the first day of class, and any student without one will be unable to begin. Armatures are built on demand and may be ordered directly from the instructor up to one week prior to course start. To request an armature, please contact the school office by phone at (203) 966-9700 x 2 or by email at [Kelly@Silvermineart.org](mailto:Kelly@Silvermineart.org).

**\$720.00**

## ***The Art of Metal***

Justin Perlman

**Tuesday | 1:00 PM - 4:00 PM**

**10 Weeks: January 7 - March 11**

**Tuesday | 6:00 PM - 9:00 PM**

**10 Weeks: January 7 - March 11**

### ***ALL LEVELS***

This class is for anyone who has ever wanted to explore the exciting medium of metal sculpture. The class is designed to work with any student no matter the level of experience. The student will learn the fundamentals of working in metal, including plasma cutting, shaping, forging, MIG welding, and finishing. The student will have access to the shop, the tools, and guided instruction. Students often work on projects of their own design and are aided in planning, securing materials, and execution of their work. New students who have never worked in this medium will also have access to some basic materials to learn on. Though basic safety equipment is provided, students should wear cotton long sleeves, jeans or work pants, and boots. It is also recommended that students bring their own leather work gloves. All levels welcome

**\$605.00**

## ***\*NEW\* Classic Bas Relief Panel***

Carolyn Van Duyn

**Tuesday | 2:00 PM - 5:00 PM**

**8 Weeks: January 7 - February 25**

### ***ALL LEVELS***

Starting with a simple figurative or abstract drawing or diagram, students will develop the basics of creating low, medium or high bas relief clay panels. These panels will be fired and then cold finished. Basic skills in additive or subtractive modeling, including manipulation of the surface...by carving and removing clay or achieving the illusion of depth will be introduced as we refine our panels. Expert demonstrations by the instructor accompany each class as a demonstration panel is developed in class. Emphasis will be placed on how to enhance the final character and beauty of a wall hanging relief ceramic artwork. Students may choose to focus on one panel, or design a panel triptych. Textural effects and the quality of line and elements of space will be covered to build expressive imagery and bring out the natural beauty of bas relief artworks.

**\$475.00**



## ***Creating an Accurate Portrait in Clay and More!***

Michael Keropian

**Thursday | 9:30 AM - 12:30 PM**

**10 Weeks: January 9 - March 13**

### ***ALL LEVELS***

The main focus in this sculpture class is to construct an accurate portrait in clay. While the class has a live model, students need not be limited to sculpting from the live model, but may prefer to create a bust, figure or relief sculpture of a family member, or animal from their photos and reference materials. The Instructor, Michael, is always interested in making the class more conducive to students and their individual ideas and projects. The class welcomes beginner, intermediate and advanced artists. You are welcome to contact the instructor with any questions regarding the program at michaelkeropian@gmail.com.

**\$720.00**





## ***The Art of Stone Sculpture***

Andrew Davis

**Thursday | 10:00 AM - 2:00 PM**

**10 Weeks: January 9 - March 13**

### ***ALL LEVELS***

Students will learn, through hands-on experience and demonstrations, this timeless art of sculpting stone and working with various types of stone. Experience hand and power tools while executing a stone piece. You will be taken through the entire process from stone selection to carving and polishing.

**\$670.00**



## ***The Art of Stone Sculpture***

Andrew Davis

**Thursday | 7:00 PM - 10:00 PM**

**10 Weeks: January 9 - March 13**

### ***ALL LEVELS***

Students will learn, through hands-on experience and demonstrations, this timeless art of sculpting stone and working with various types of stone. Experience hand and power tools while executing a stone piece. You will be taken through the entire process from stone selection to carving and polishing.

**\$540.00**

## ***World of Paper Mache***

Carolyn Van Duyen

**Thursday | 1:00 PM - 4:00 PM**

**5 Weeks: January 9 - February 6**

### ***ALL LEVELS***

Introducing and building beyond traditional Paper Mache techniques, we will explore diverse materials and related methods of making and finishing with paper, fabric, cardboard and found materials. Combining form, surface, color and texture, students create their own individual artworks; adapting ideas into sculptural three dimensional pieces. Paper as both surface and as a modeling medium will be incorporated on simple armatures including "soft sculptural" shapes constructed to create form, support, balance and strength.

**\$350.00**



## ***All Levels: Metal Sculpture***

Justin Perlman

**Saturday | 9:00 AM - 1:00 PM**

**10 Weeks: January 11 - March 15**

### ***ALL LEVELS***

All levels will learn the methods and techniques to create traditional, contemporary and functional three-dimensional pieces of art. There will be demonstrations of various pieces of equipment, including oxy-acetylene and electric arc welding. Among many other lessons, forging, will introduce students to the concept of annealing and hardening of metal. Students should wear work boots, long sleeved cotton clothing, and bring work gloves. Long hair must be tied back. Materials will be discussed at the first class.

**\$745.00**

## **World of Paper Mache**

Carolyn Van Duyn

**Thursday | 1:00 PM - 4:00 PM**

**4 Weeks: February 20 - March 13**

### **ALL LEVELS**

Introducing and building beyond traditional Paper Mache techniques, we will explore diverse materials and related methods of making and finishing with paper, fabric, cardboard and found materials. Combining form, surface, color and texture, students create their own individual artworks; adapting ideas into sculptural three dimensional pieces. We analyze each project idea to best strategize methods of construction and improvisation. Paper as both surface and as a modeling medium will be incorporated on simple armatures including "soft sculptural" shapes constructed to create form, support, balance and strength. As sculptures emerge into completion, techniques for texture, color, finishing and sealing will be covered.

**\$290.00**

## **JEWELRY & METALSMITHING**



### **Basic Jewelry & Silversmithing**

Gail Bradshaw

**Monday | 10:00 AM - 1:00 PM**

**8 Weeks: January 6 - March 10**

#### **LEVEL: BEGINNER**

This introductory class is perfect for anyone who wishes to explore the art of jewelry fabrication. Through demonstrations and hands-on experience, students will be taught basic metalsmithing and jewelry skills. The focus will be on learning these fundamentals – sawing, drilling, filing, riveting, soldering, basic bezel construction, and finishing. Projects are tailored to build proficiency with techniques and tools. No experience necessary. Students who already have some skills will be able to expand their craft with new and different projects. *\*no class Jan.20, Feb.17\**

**\$460.00**

### **Intermediate Jewelry & Silversmithing**

Gail Bradshaw

**Monday | 6:30 PM - 9:30 PM**

**8 Weeks: January 6 - March 10**

#### **LEVEL: INTERMEDIATE-ADVANCED**

Requirements: 2 or more Basic Jewelry classes or equivalent and/or approval from the instructor. This intermediate jewelry class is designed to build on metalworking skills learned in the Basic Jewelry course, with the goal of refining proficiency and adding more advanced jewelry techniques and design abilities. Project choices are flexible focusing on student needs and enhancing the student's skill set. *\*no class Jan.20, Feb.17\**

**\$460.00**



### ***Enameling on the Edge: Intermediate Level***

Gail Bradshaw


**Tuesday | 10:00 AM - 1:00 PM**

**10 Weeks: January 7 - March 11**

**LEVEL: INTERMEDIATE-ADVANCED**

This intermediate technique-based course will continue the exploration of traditional enamel skills, such as cloisonné and champlevé. In addition, newer enameling procedures will be introduced. Classes are small so register early. Open to only experienced enamelists.

**\$555.00**



### ***Intermediate Jewelry & Silversmithing***

Gail Bradshaw

**Wednesday | 10:00 AM - 1:00 PM**

**10 Weeks: January 8 - March 12**

**Wednesday | 1:30 PM - 4:30 PM**

**10 Weeks: January 8 - March 12**

**LEVEL: INTERMEDIATE-ADVANCED**

Requirements: 2 or more Basic Jewelry classes or equivalent and/or approval from the instructor. This intermediate jewelry class is designed to build on metalworking skills learned in the Basic Jewelry course, with the goal of refining proficiency and adding more advanced jewelry techniques and design abilities. Project choices are flexible focusing on student needs and enhancing the student's skill set.

**\$540.00**

### ***Basic Jewelry & Silversmithing***

Maureen Henriques

**Thursday | 10:00 AM - 1:00 PM**

**5 Weeks: February 13 - March 13**

**LEVEL: BEGINNER**

This introductory class is perfect for anyone who wishes to explore the art of jewelry fabrication. Through demonstrations and hands-on experience, students will be taught basic metalsmithing and jewelry skills. The focus will be on learning these fundamentals – sawing, drilling, filing, riveting, soldering, basic bezel construction, and finishing. Sawing, one of the first tasks can be initially challenging - however, it is a critical element of metal fabrication. Projects are tailored to build proficiency with techniques and tools. The first is a cold connection, riveted design for acquiring basic competence with tools and processes, followed by bezel fabrication for a cabochon. No experience necessary. Students who already have some skills will be able to expand their craft with new and different projects.

**\$315.00**





## ***Hollow Form Ring***

Maureen Henriques

**Thursday | 2:00 PM - 5:00 PM**

**5 Weeks: February 13 - March 13**

### ***ALL LEVELS***

Students will learn how to construct a lightweight and comfortable hollow ring from sterling silver sheet metal. In this class, we will explore the soldering techniques that make construction of hollow rings and other forms possible. We will learn how to find and calculate our ring size, explore the use of a rolling mill and other ways to create texture, fabrication of the hollow form, creating the setting for the stone, use of basic jeweler's tools, and setting our stones. Instructor will provide all materials including sterling silver sheet, wire, bezel wire, and stones.

**\$410.00**



## ***Beyond Basics: Going Further in your Metalsmithing Journey***

Maureen Henriques

**Friday | 10:00 AM - 1:00 PM**

**5 Weeks: February 14 - March 14**

### ***LEVEL: BEGINNER-INTERMEDIATE***

Want to take your skills further, but not sure if you are ready to dive into full intermediate? Then the class is for you! This class guides students as they transition from beginner level metalsmithing techniques, to a more advanced level of design and fabrication. Building upon foundational metalsmithing techniques, this class will elevate your existing skills and prepare you for intermediate jewelry projects. Students will work on more complex, instructor-guided projects, furthering their fabrication skills, craftsmanship and design sense. Projects will be more challenging, and may include mechanisms such as hinges, clasps, findings, and surface design techniques. We will move through assigned projects but there will be plenty of room for creativity and exploration of what is specifically interesting to you. Be prepared to learn tips and tricks that will help you span the gap between beginner and intermediate levels!

**\$315.00**



## ***Complex Flower Pendant***

Maureen Henriques

**Friday | 2:00 PM - 5:00 PM**

**5 Weeks: February 14 - March 14**

### ***LEVEL: INTERMEDIATE-ADVANCED***

In this class, students will learn a variety of jewelry fundamentals and techniques, including but not limited to, soldering, sand casting, creating realistic flowers from sterling sheet, bezel creation and stone setting. Each week we will accomplish one section of the pendant, with the last week devoted to assembly, patina, polishing and stone setting. (please note stones will vary in shape, size and color).

**\$435.00**



## SPECIAL STUDIES



### **\*NEW\* Glass Mosaic Painting**

Cathleen Newsham

**Wednesday | 1:00 PM - 4:00 PM**

**6 Weeks: January 8 - February 12**

#### *ALL LEVELS*

Learn how to create beautiful glass mosaic paintings. She will share her unique method of creating a mosaic from a photographic image using art glass. You can choose your own photo or one that Cathleen will supply. Your final mosaic can be up to 12"x16" in size. Prior to the class your instructor will email you with photo options or you can email her with the image you would like to use. You will be supplied with a mosaic backer-board and a large variety of colored glass. Cathleen will teach you how to cut the glass using wheeled nippers and handheld glass cutters and running pliers to create unique shapes. You will also be learning how to mount your mosaic on the backer-board, then grout it for a finished professional look. You will also be provided with safety glasses or you can wear your own prescription glasses.

**\$450.00**



### ***Sogetsu Ikebana: The Japanese Art of Flower Arrangement***

Shizue Pleasanton

**Wednesday | 10:00 AM - 12:00 PM**

**7 Weeks: January 8 - February 26**

#### *LEVEL: INTERMEDIATE - ADVANCED*

Sogetsu Ikebana is much more than "Japanese flower arranging," it is a modern form of an ancient art of sculpture with living materials. Students will learn the traditional principles and aesthetic disciplines, combined with creative energies to capture, express and enhance natural beauty. *\*no class Jan.22\**

**\$330.00**

### ***World of Paper Mache***

Caroly Van Duyn

**Thursday | 1:00 PM - 4:00 PM**

**5 Weeks: January 9 - February 6**

#### *ALL LEVELS*

Introducing and building beyond traditional Paper Mache techniques, we will explore diverse materials and related methods of making and finishing with paper, fabric, cardboard and found materials. Combining form, surface, color and texture, students create their own individual artworks; adapting ideas into sculptural three dimensional pieces. Paper as both surface and as a modeling medium will be incorporated on simple armatures including "soft sculptural" shapes constructed to create form, support, balance and strength. As sculptures emerge into completion, techniques for texture, color, finishing and sealing will be covered.

**\$350.00**

## ***Introduction to Sogetsu Ikebana: The Japanese Art of Flower Arrangement***

Shizue Pleasanton

**Saturday | 10:00 AM - 12:00 PM**

**6 Weeks: January 18 - February 22**

**LEVEL: BEGINNER**

Sogetsu Ikebana is much more than "Japanese flower arranging," it is a modern form of an ancient art of sculpture with living materials. Beginner students will be introduced to the traditional principles and aesthetic disciplines, combined with creative energies to capture, express and enhance natural beauty.

**\$275.00**



## ***World of Paper Mache***

Carolyn Van Duyn

**Thursday | 1:00 PM - 4:00 PM**

**4 Weeks: February 20 - March 13**

**ALL LEVELS**

Introducing and building beyond traditional Paper Mache techniques, we will explore diverse materials and related methods of making and finishing with paper, fabric, cardboard and found materials. Combining form, surface, color and texture, students create their own individual artworks; adapting ideas into sculptural three dimensional pieces. We analyze each project idea to best strategize methods of construction and improvisation. Paper as both surface and as a modeling medium will be incorporated on simple armatures including "soft sculptural" shapes constructed to create form, support, balance and strength. As sculptures emerge into completion, techniques for texture, color, finishing and sealing will be covered.

**\$290.00**

## **PHOTOGRAPHY & DIGITAL ARTS**



## ***Painting on the Computer***

Rick McCollum

**Monday | 9:30 AM - 12:30 PM**

**8 Weeks: January 6 - March 10**

**LEVEL: BEGINNER - INTERMEDIATE**

This class is an introduction in using the computer as a digital painting medium. As in traditional painting, the student will learn: how to size and prepare their canvas, how to select and size brushes, how to use the color pallet, how to use the layers menu to sketch and paint their subject. There will be step by step instructor demos, along with handouts and individual guidance. The class will use photos as reference material. Painting on the computer is used for all types of printed and video material. It is used as stand alone or in cross platform traditional painting and preparation of fine art. For the beginner or intermediate artist with some drawing experience recommended. **\*no class Jan.20, Feb.17\***

**\$430.00**



## ***Drawing on the Computer***

Rick McCollum


**Tuesday | 1:00 PM - 4:00 PM**

**10 Weeks: January 7 - March 11**

**LEVEL: BEGINNER**

This class is an introduction in using the computer as a digital drawing tool. Emphasis will be on using Adobe Photoshop as the software medium. There will be class lectures and demonstrations on how to use the basic drawing tools in photoshop. The student will learn inventive lighting, shape design, edge control, blending modes, layers, layer masks, selection tools, and how to make your own brushes. Digital drawing and painting has many applications and advantages in today's graphic and image marketplace. It is used in fine art, illustration, graphic design, web, and video work. It is also valuable in the sketch and design stages preparing for traditional painting. The subject matter will be presented in a simple step by step progression with demos, class handouts and instructor guidance on each topic.

**\$520.00**



## ***\*NEW\* Photoshop for Photographers***

Bruce Dunbar

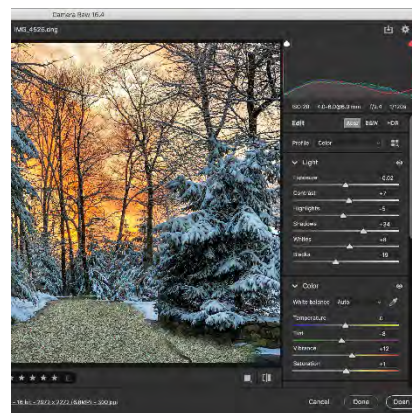
**Tuesday | 10:00 AM - 12:00 PM**

**5 Weeks: January 7 - February 4**

**ALL LEVELS**

Elevate your editing skills and conquer post-processing with Adobe Photoshop and Camera Raw/Lightroom. In this beginner course, tailored to photographers, we will demystify the Adobe interface and identify the essential tools and features necessary for crafting an artistic photographic image. Take the guesswork out of Photoshop by gaining clarification of which menus, tools and features to use and which to ignore. Crucial techniques such as layers, masks, and blending modes used to optimize and enhance your images will be explained. Develop the skills that every photographer needs to take their image processing to the next level.

**\$265.00**



## ***The Fine Art of Black & White Photography and Darkroom***

Bruce Dunbar


**Wednesday | 9:30 AM - 12:30 PM**

**10 Weeks: January 8 - March 12**

**ALL LEVELS**

This is an all level course for those wishing to learn or refine their techniques and ideas. Emphasis is placed on the printing process and presentation of images. Demonstrations, critiques, and slide lecture presentations will be given as a means to investigate creativity, as well as to gain insight into creating ideas and understanding concepts of b/w photographs. Some assignments will be given. Students are encouraged to make their own assignments and do work outside of class.

**\$575.00**



## **Experimental & Alternative Photo Processes**

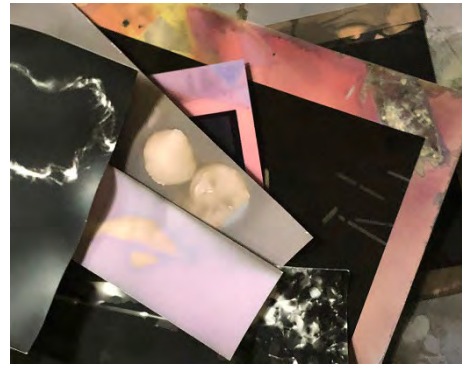
Bruce Dunbar

**Thursday | 9:30 AM - 12:30 PM**

**10 Weeks: January 9 - March 13**

### **ALL LEVELS**

During this class participants will investigate different methods of camera and cameraless photography. Both film (analog) and digital processes will be addressed. Emphasis is placed on creativity and exploration. Noted and established practitioners' work will be discussed and used for inspiration. Some processes we will explore are cyanolumens, chemigrams, digital negatives, film interventions and more. No experience necessary.  
**\$575.00**



## **\*NEW\* Basics of Black & White Photography and Darkroom (Ages: 16 & Up)**


Bruce Dunbar

**Saturday | 10:00 AM - 1:00 PM**

**6 Weeks: January 18 - March 1**

### **ALL LEVELS**

For photographers who are just beginning or those who need to refresh and/or improve their understanding of the basic photographic principles. Using the black and white process, students will learn concepts and ideas of photography by printing their own pictures. Discussions will revolve around students' work. Some photographic examples from art history will be shown. This class is open to students 16 years old and up. Students provide their own camera, film and printing paper.  
**\$370.00**



## **Digital Photography Projects**

Bruce Dunbar

**Tuesday | 10:00 AM - 12:00 PM**


**5 Weeks: February 18 - March 18**

### **ALL LEVELS**

Open to all levels, students will explore the traditional themes of photography from landscape and still-life to abstract. Using your DSLR, mirrorless or smartphone learn from some of the master historical examples provided in class to make your own images. Through discussions, and some in-class shooting gain insight into making photographs and finding your own voice.  
**\$265.00**



## MIXED MEDIA & COLLAGE



### **Exploring Mixed Media**

Natasha Karpinskaia

**Wednesday | 1:30 PM - 4:30 PM**

**10 Weeks: January 8 - March 12**

#### **ALL LEVELS**

It is a very playful class, and yet serious. Through mixed media we see familiar forms and textures anew. We will experiment with different mediums, techniques and materials to juxtapose textures and forms on various surfaces - painting, drawing, prints, collage, found or recycled things. We will work with stencils, stamping, oil pastels, crayons, pencils, collage, image transfer, etc.

The combinations are endless, but the main idea is to combine and layer materials to create unique works. Various approaches will be demonstrated, and both figurative and abstract imagery will be used. Mixed media is a great way to discover oneself and discover one's own individual style. No prior experience is required, and all levels are welcome.

**\$560.00**



### **Painting with Encaustics**

Nash Hyon

**Wednesday | 1:00 PM - 4:00 PM**

**8 Weeks: January 8 - February 26**

#### **LEVEL: ADVANCED**

This class is for students with encaustic experience who want to continue their practice with this medium. Qualifying experience includes having taken the mini-course Encaustic Painting for Beginners. Consideration will also be given to students who have attended the workshop, Introduction to Encaustic Painting, or a 2 hour private session with Nash or with another encaustic instructor, this is not a class for beginners. During class we will focus on each students skills going beyond the basics, content driven series and professional development.

**\$480.00**

### **Gel Plate Printing with Collage**

Nash Hyon

**Thursday | 1:00 PM - 4:00 PM**

**4 Weeks: January 9 - January 30**

#### **LEVEL: BEGINNER**

No experience needed for this fun and unique way to make multiple prints with acrylic paints and no press. A variety of techniques will be demonstrated and students will have time to experiment, make final prints and/or use their prints to make a finished collage.

**\$275.00**





## ***World of Paper Mache***

Carolyn Van Duyn

**Thursday | 1:00 PM - 4:00 PM**

**5 Weeks: January 9 - February 6**

### ***ALL LEVELS***

Introducing and building beyond traditional Paper Mache techniques, we will explore diverse materials and related methods of making and finishing with paper, fabric, cardboard and found materials. Combining form, surface, color and texture, students create their own individual artworks; adapting ideas into sculptural three dimensional pieces. We analyze each project idea to best strategize methods of construction and improvisation. Paper as both surface and as a modeling medium will be incorporated on simple armatures including "soft sculptural" shapes constructed to create form, support, balance and strength. As sculptures emerge into completion, techniques for texture, color, finishing and sealing will be covered.

**\$350.00**

## ***Expanded Collage***

Carolyn Van Duyn

**Friday | 1:00 PM - 4:00 PM**

**10 Weeks: January 10 - March 14**

### ***ALL LEVELS***

This class offers a broad hands-on collage experience constructing artworks from multiple materials with divergent textures and dimensions including found fragments, paper, paint, and mixed media— incorporating drawing, acrylic and watercolor to build our compositions. As we develop our collages in workshop sessions, we will also be surveying and discussing collage as an important art historical medium. This overview provides an inspirational view into important masterworks and creating new ideas for artists to engage and experiment, especially expanding the boundaries of their own works in progress. Demonstrations of collage techniques will be on going each session.

**\$560.00**



## ***Expanded Collograph Printmaking***

Carolyn Van Duyn

**Friday | 9:00 AM - 12:00 PM**

**10 Weeks: January 10 - March 14**

### ***ALL LEVELS***

In this class, both novice and experienced students are invited to experiment in creating printed artworks utilizing not just Collograph techniques, but Drypoint, chine colle, collage and direct monotype brushwork. Using either cardboard, plexiglass and metal as our surfaces, we build textural surfaces that will capture applied ink. All elements come together evolving into unique bas-relief prints. Students will use archival rag paper and learn expert techniques in handling Silvermine Art School's vintage Charles Brand presses. Every class session includes demonstrations by the teacher to enhance our exploration and skill, while expanding the horizon of creative possibilities!

**\$540.00**



## **\*NEW\* Abstract Landscapes with Acrylic and Mixed Media**

Nash Hyon

Thursday | 1:00 PM - 4:00 PM

4 Weeks: February 13 - March 6

LEVEL: BEGINNER

During this beginners class students will experience the basics of color, texture and layering using many of the unique acrylic products available for painters. After exercises students will be encouraged to complete a 16x 20 or larger painting.

**\$255.00**

## **World of Paper Mache**

Carolyn Van Duyn

Thursday | 1:00 PM - 4:00 PM

4 Weeks: February 20 - March 13

ALL LEVELS

Introducing and building beyond traditional Paper Mache techniques, we will explore diverse materials and related methods of making and finishing with paper, fabric, cardboard and found materials. Combining form, surface, color and texture, students create their own individual artworks; adapting ideas into sculptural three dimensional pieces. We analyze each project idea to best strategize methods of construction and improvisation. Paper as both surface and as a modeling medium will be incorporated on simple armatures including "soft sculptural" shapes constructed to create form, support, balance and strength. As sculptures emerge into completion, techniques for texture, color, finishing and sealing will be covered.

**\$290.00**



# ADULT WORKSHOPS

## SILVERMINE EXPERIENCES



### ***One Night Stand: On the Potter's Wheel***

Jon Puzzuoli

Friday | 7:00 PM - 9:00 PM

1 Day: January 10

Friday | 7:00 PM - 9:00 PM

1 Day: January 24

Friday | 7:00 PM - 9:00 PM

1 Day: February 7

Join us for a fun evening out with friends or family! The evening will start with a wheel throwing demonstration followed by an opportunity for you to learn how to throw on the potter's wheel. You'll create your very own bowl(s) which we will glaze and fire for you to pick up at a later date. We promise you'll have a blast and it will be a different experience for you. Bring a friend, family member or a date, and enjoy the evening. The pieces will take four to six weeks to fire, and the school office will notify you when pieces are ready to be picked up.

**\$75.00**

Friday | 7:00 PM - 9:00 PM

1 Day: February 21

Friday | 7:00 PM - 9:00 PM

1 Day: March 7



### ***Silvermine Saturday: Botanical Printing - Journal Covers***

Bonnee Pecquex

Saturday | 3:00 PM - 5:00 PM

1 Day: January 11

Botanical printing, also known as eco-printing, is an artistic technique that involves using plant materials to create unique and intricate patterns on fabric or paper. It is a natural and sustainable way to incorporate the beauty of nature into visual art. By carefully arranging leaves, flowers, and other plant parts on the surface of the material and applying pressure and heat, the pigments and tannins present in the plants are transferred, resulting in stunning, one-of-a-kind designs. This eco-friendly form of printing provides a connection to the natural world and allows for endless creative possibilities. Come and learn this magical process and you will be forever 'hooked'! There will be a brief lecture about the technique, and then each person will get an opportunity to print a piece of wool that can be used to cover a journal/sketchbook (provided in the class) to bring home with them.

**\$75.00**

Saturday | 12:30 PM - 2:30 PM

1 Day: January 18





### **\*NEW\* Silvermine Saturday: Botanical Printing - Wool Scarves**

Bonnee Pecquex

**Saturday | 12:30 PM - 2:30 PM**

**1 Day: January 11**

**Saturday | 3:00 PM - 5:00 PM**

**1 Day: January 18**

**Saturday | 12:30 PM - 2:30 PM**

**1 Day: January 25**

Botanical printing, also known as eco-printing, is an artistic technique that involves using plant materials to create unique and intricate patterns on fabric or paper. By carefully arranging leaves, flowers, and other plant parts on the surface of the material and applying pressure and heat, the pigments and tannins present in the plants are transferred, resulting in stunning, one-of-a-kind designs. Come and learn this magical process and you will be forever 'hooked'! There will be a brief lecture about the technique, and then each person will get an opportunity to make a wool scarf to take home with them.

**\$75.00**

**Saturday | 12:30 PM - 2:30 PM**

**1 Day: February 15**

**Saturday | 12:30 PM - 2:30 PM**

**1 Day: February 22**



### **Silvermine Saturday: Fluid Acrylic Pours**

Nash Hyon

**Saturday | 2:00 PM - 4:00 PM**

**1 Day: January 18**

**Saturday | 2:00 PM - 4:00 PM**

**1 Day: February 22**

Come learn the techniques, tips and tricks of acrylic pours in this fun, interactive workshop. Learn various techniques to create abstract paintings without any painting experience. Each person will do two different pours on canvas that create multi-colored abstract designs.

**\$75.00**

### **\*NEW\* One Night Stand: Art Retreat with Sound Bath**


Karen Siegel

**Friday | 7:00 PM - 9:00 PM**

**1 Day: January 24**

Come learn how to draw and paint from nature using various water media. Color theory, color mixing and shading will be explored. After creating our art, we will indulge our senses with a calming sound bath.

**\$75.00**



### **Silvermine Saturday: Gel Plate Printing**

Nash Hyon

**Saturday | 2:00 PM - 4:00 PM**

**1 Day: January 25**

**Saturday | 2:00 PM - 4:00 PM**

**1 Day: March 8**

No experience needed! In this new, fun two hour workshop we will experience the magic of printing in multiple colors, design, textures and transfers using the gel plate. With water based paints multiple layers will be created by printing the same paper over and over. When these dry, the prints may be used for collage, cards, gift wrap or framed as finished artwork. You will be amazed at what you can make during the two hours of this workshop.

**\$75.00**

### **\*NEW\* Silvermine Saturday: Botanical Printing - Flower Pounding**

Bonnee Pecquex

**Saturday | 3:00 PM - 5:00 PM**

**1 Day: January 25**

---

**Saturday | 12:30 PM - 2:30 PM**

**1 Day: February 1**

---

**Saturday | 3:00 PM - 5:00 PM**

**1 Day: February 1**

---

**Saturday | 12:30 PM - 2:30 PM**

**1 Day: February 8**

---

**Saturday | 3:00 PM - 5:00 PM**

**1 Day: February 8**



Flower pounding is a fun and simple way to create a beautiful piece of artwork that is one-of-a-kind! In this workshop we will transfer flower images to a cotton bandana using the 'Flower Pounding' technique. Bring your bandana home, enjoy accessorizing together, and wait for the compliments to roll in! Materials will be provided by the instructor.

**\$75.00**

### **Silvermine Saturday: Forging a Hook**

Leon Husock

**Saturday | 2:00 PM - 5:00 PM**

**1 Day: February 1**

---

**Saturday | 2:00 PM - 5:00 PM**

**1 Day: March 1**

An evening of fire and fun! Students will explore the ancient art of blacksmithing, heating and forging steel with a hammer and anvil to create a decorative wall hook. The class will begin with a demonstration on how to use a forge and anvil, after which you will forge and finish a hook to take home that same night. Students should wear cotton clothing, long pants, and closed-toed shoes.

**\$105.00**



### **Silvermine Saturday: Forging a Bottle Opener**

Leon Husock

**Saturday | 2:00 PM - 5:00 PM**

**1 Day: February 8**

---

**Saturday | 2:00 PM - 5:00 PM**

**1 Day: February 22**

**Saturday | 2:00 PM - 5:00 PM**

**1 Day: March 8**

---

**Saturday | 2:00 PM - 5:00 PM**

**1 Day: March 15**

Be the life of the party with your own hand-forged iron bottle opener! Class will start with a demonstration on how to use a forge, anvil, and blacksmith's hammer, after which students will learn how to forge a decorative bottle opener that they will finish and take home that same night. Students should wear cotton clothing, long pants, and closed-toed shoes.

**\$105.00**

### **\*NEW\*** *Silvermine Saturday: Unique Paper Flowers*

Nash Hyon

**Saturday | 2:00 PM - 4:00 PM**

**1 Day: February 8**

Using simple materials we will create several different paper flowers in this workshop. No experience needed and once you learn the basics many different types and sizes of flowers can be created. Go beyond nature with custom colors and patterns- just have fun!

**\$75.00**

### *Silvermine Saturday: Forging a Steak Turner*

Leon Husock

**Saturday | 2:00 PM - 5:00 PM**

**1 Day: February 15**

Flip your steaks on the grill in style with your own hand-forged steak turning tool. Students will learn basic forging technique and safety, after which they will forge and finish their own steak turner (a long tool with a small hook on one end for flipping food while grilling). Students should wear cotton clothing, long pants, and closed-toed shoes.

**\$105.00**



### **\*NEW\*** *Sundays at Silvermine: Forging a Hairpin*

Leon Husock

**Sunday | 1:00 PM - 4:00 PM**

**1 Day: March 2**

Forge a unique and beautiful hairpin! Students will form, bend, and twist hot steel into shape to create a usable hairpin, perfect for yourself or as a gift. Class will start with a demonstration on how to use a forge, anvil, and blacksmith's hammer, no experience is required.. Students should wear cotton clothing, long pants, and closed-toed shoes.

**\$105.00**

**Sunday | 1:00 PM - 4:00 PM**

**1 Day: March 9**

## **PAINTING & DRAWING**



### **\*NEW\*** *Modern Takes in Pen & Ink*

Nancy McTague-Stock

**Thursday | 10:00 AM - 12:00 PM**

**2 Day: January 9 & January 16**

This two-morning workshop is perfect for those who have dabbled in drawing/painting and are looking to expand their options in this medium. Along with micron markers, we will be using bottled ink and other tools to create intuitive and purposeful works! Just the right workshop to jumpstart you in the New Year! Bring your energy and come have some fun! This workshop is open to all levels.

**\$165.00**



## ***Portrait Drawing for Beginners***

Joseph Fama

**Saturday | 10:00 AM - 2:00 PM**

**1 Day: January 11**

This workshop will teach the student the fundamentals needed to understand drawing the human face. The workshop will start out with a demonstration. We will learn proportions, structure, measurements, light and shade. Next step will be drawing from photos of the face, learning to apply light, shade and drama. Also, we will be copying from the Old Masters drawings in order to start learning about style. Drawing media will be in graphite or charcoal pencils.

**\$145.00**



## ***Loosen Up!***

Souby Boski

**Sunday | 11:30 AM - 3:30 PM**

**1 Day: January 12**

Students will learn how to loosen up and apply their paint in a more gestural, painterly manner. Techniques and observations on what it will take to "loosen-up" your paintings. Nearly all of these tips have a common denominator - simplification. The more you simplify what you do, the more it frees your mind to concentrate on staying loose. Students will practice using bigger brushes, more paint and working faster. We will take color to new unexpected places, departing from realism.

**\$145.00**

## ***Silvermine Saturday: Fluid Acrylic Pours***

Nash Hyon

**Saturday | 2:00 PM - 4:00 PM**

**1 Day: January 18**

Come learn the techniques, tips and tricks of acrylic pours in this fun, interactive workshop. Learn various techniques to create abstract paintings without any painting experience. Each person will do two different pours on canvas that create multi-colored abstract designs.

**\$75.00**

**Saturday | 2:00 PM - 4:00 PM**

**1 Day: February 22**

## ***\*NEW\* Let's Make a Scene: Landscape and Seascape Workshop***

Dennis Lyall

**Saturday | 9:00 AM - 3:00 PM**

**1 Day: January 18**

Create your own landscapes or seascapes, with samples of existing paintings to serve as your inspiration. Reference to work from will be provided, or you may bring your own material. Acrylic paints are recommended, but Oil paints are welcome.

**\$195.00**



### **\*NEW\* Photo(shop) Finish**

Jill Nichols

**Sunday | 10:00 AM - 3:30 PM**

**1 Day: January 19**

A one-day painting workshop devoted to finishing off paintings. Instructor will guide you in ways to successfully finish your painting(s). No knowledge of Photoshop necessary. Bring your unfinished paintings and supplies.

**\$175.00**



### **\*NEW\* One Night Stand: Art Retreat with Sound Bath**

Karen Siegel

**Friday | 7:00 PM - 9:00 PM**

**1 Day: January 24**

Come learn how to draw and paint from nature using various water media. Color theory, color mixing and shading will be explored. After creating our art, we will indulge our senses with a calming sound bath.

**\$75.00**

### **Painting a Landscape from a Photo - Without Copying the Photo**

Joseph Fama

**Saturday | 10:00 AM - 2:00 PM**

**1 Day: January 25**

This workshop will teach the student how to capture the spirit of a landscape scene. Students will take their own photos and paint from them. From their photos, the students will produce a value sketch to learn how to SEE the values. The value sketch will be the guide for the painting. They will also learn how to set up a palette for landscape painting. Students will learn to see and express color, values and the illusion of depth. Class will include a lecture, demonstration, as well as individual instruction. Requisite: 101Drawing or 101Painting.

**\$145.00**



### **\*NEW\* Anatomy of the Figure (Drawing)**

Justin Wiest

**Sunday | 10:00 AM - 3:00 PM**

**1 Day: January 26**

The class will work with a figure model and look at various pieces of sculpture while making comparisons between them. We will draw some overlay diagrams that will help us understand the anatomical systems that make surface form. By becoming familiar with certain anatomical landmarks the student will have greater opportunity to confidently engage in the drawing process. By idealizing anatomy we can create interesting symmetries and artful renderings. All levels welcome.

**\$190.00**

## ***Beginner Watercolor Workshop***

Wendy MacCordy

**Saturday, Sunday | 10:00 AM - 1:00 PM**

**2 Days: February 1 - February 2**

Experience the fun of watercolor painting. This workshop is designed for students who are beginners in watercolors and would like to learn the fundamentals of the medium. We will explore watercolor materials, techniques, and color mixing in a relaxed atmosphere. There will be demonstrations every day and lots of individual attention. Bring your own photographs for painting inspiration.

**\$215.00**



## ***Learn to Paint in Oil***

C.J. Guerin

**Sunday | 10:30 AM - 3:30 PM**

**1 Day: February 2**

This is an opportunity to try oil painting before investing in the materials. Students will learn about the unique and subtle qualities of painting in oil. We will cover materials, setting up a palette, mediums, color mixing and various oil painting techniques. This workshop will be aimed at creating a small landscape and still-life.

**\$165.00**

## ***\*NEW\* The Figure and Its Environment***


Justin Wiest

**Saturday, Sunday | 10:00 AM - 2:00 PM**

**2 Days: February 8 - February 9**

The figure may be enhanced by careful consideration of the space around it. Simple props create shapes that can work in tandem with the main subject (model). Understanding the lighting is vital for creating mood or telling a story. Class discussions will include historical approaches and compositions. The class will do several exercises and then one sustained finished drawing. All levels and materials are welcome.

**\$305.00**



## ***Learning from Clouds***


Jill Nichols

**Saturday | 10:00 AM - 3:30 PM**

**1 Day: February 22**

John Ruskin's, (19th century art critic), words still hold, "It is a strange thing how little in general people know about the sky. It is the part of all creation in which nature has done more for the sake of pleasing man(kind), more, for the sole and evident purpose of talking to him and teaching him, than in any other of her works, and it is just the part in which we least attend to her. And yet we never attend to it, we never make it a subject of thought..." In this workshop, we will give clouds their due. Jill will demonstrate cloud structures with the use of subtle values and colors. Followed by students creating several cloud studies. Clouds are the essential ingredient in any landscape painting and lend themselves well to abstractions.

**\$175.00**





## ***Color Alchemy***

Jill Nichols

**Saturday | 10:00 AM - 3:30 PM**

**1 Day: March 1**

Students will unlock the mysteries and nuances of color in this one-day workshop. Through a combination of lecture, demonstration, and hands-on students will investigate ways of creating dynamic color interactions and experiment with complementary colors, value, contrast, and temperature while gaining a greater understanding of color: science, theory, interactions, placement in composition, effects of light, and cultural and psychological meanings. Students will take away an enhanced working knowledge of color as well as handy reference materials. All students are encouraged to explore at their own pace, from beginner to advanced, in the medium of their choice.

**\$175.00**



## ***Dynamic Composition: Ordinary to Sublime***

C.J. Guerin

**Sunday | 10:30 AM - 3:30 PM**

**1 Day: March 2**

The composition of a painting is key to its wow factor. Artists will explore ways of warming up to the start of their scene that ensure an expressive and dynamic outcome. We move our art work from ordinary to sublime. Artists will learn the preliminary steps of blind contours, line drawings, tonal studies, and color design through collage. All of these practices bring you closer to a winning composition. We will also compose a monochromatic painting in several formats, as a means to exploring and comparing artistic expression.

**\$165.00**

## ***Acrylic Painting for the Beginner***

Joseph Fama

**Saturday | 10:00 AM - 2:00 PM**

**1 Day: March 15**

The workshop is to learn how to paint the basic nine values with black & white. By learning the values the student moves on to applying the value to a still life. The next step, painting the still life with the three primary colors. Students will receive individual critiques and class demonstrations.

**\$145.00**



## ***Sketch to Finished Painting***

Jill Nichols

**Saturday | 10:00 AM - 4:00 PM**

**1 Day: March 15**

Students will explore building a painting from multiple types of sketches in this combination of lecture, demonstration, and hands-on one day workshop. Paint in the medium of your choice. Demos will be in oil and/or watercolor.

**\$195.00**

## ***Introduction to Encaustic Painting (Hot Wax)***

Nash Hyon

**Saturday | 10:00 AM - 3:00 PM**

**1 Day: March 15**

Love how encaustic paintings look? Want to know more about it and try it out without a large investment of time or materials? In this workshop you will learn all the basics including, tools, techniques, and safety. After demonstrations, you will have time to work hands-on with this unique and historic medium that is gaining popularity among all types of artists. The school will supply all of the equipment. Please see our website for additional materials you should bring.

**\$185.00**

## **CERAMICS**



## ***\*NEW\* Intermediate to Advanced Three-Day Wheel Intensive***

Jon Puzzuoli

**Thursday, Friday, Saturday | 10:00 AM - 2:00 PM**

**3 Days: January 2 - January 4**

Let's refine your skills on the potter's wheel! If you're hoping to break bad habits and reinforce foundational skills on the potter's wheel, then this workshop will suit your needs. Students will review all the steps to creating on the wheel, with a strong focus on building new perspective and working through common stumbling points for intermediate throwers. In this three-day workshop we will analyze the techniques needed to make a vessel on the wheel, while dissecting and discussing the science behind each step, so that it is easy to understand. On day one we will start with a larger bowl form, then graduate to shapes that are more complex. Day two will cover decorating techniques and the final day will be spent trimming, carving, polishing, and putting finishing details on all throw pieces. Everything created in the workshop will be bisque fired and ready for pick up approx. 3 to 4 weeks after the last day of class. Participating in one of the Raku workshops offered in the spring semester would be a great opportunity to bring back your bisqued pots and have them glazed and fired.

**\$405.00**

## ***Wheel Throwing for Beginners***

Wendy Hower

**Sunday | 10:00 AM - 4:00 PM**

**1 Day: January 5**

Ever wanted to spend a day learning the basics of the pottery wheel? If so, this class is for you. Come spend the day with fellow beginners as they learn to create on the wheel. We will make plates, bowls and cylinders. All pieces will be bisque fired in the studio kiln and glaze fired as well. Clay and firing costs are included in the cost of the workshop.

**\$240.00**



## ***One Night Stand: On the Potter's Wheel***

Jon Puzzuoli

**Friday | 7:00 PM - 9:00 PM**

**1 Day: January 10**

---

**Friday | 7:00 PM - 9:00 PM**

**1 Day: January 24**

---

**Friday | 7:00 PM - 9:00 PM**

**1 Day: February 7**

Join us for a fun evening out with friends or family! The evening will start with a wheel throwing demonstration followed by an opportunity for you to learn how to throw on the potter's wheel. You'll create your very own bowl(s) which we will glaze and fire for you to pick up at a later date. We promise you'll have a blast and it will be a different experience for you. Bring a friend, family member or a date, and enjoy the evening. The pieces will take four to six weeks to fire, and the school office will notify you when pieces are ready to be picked up.

**\$75.00**

## **PRINTMAKING**



### ***Introduction to Relief Printmaking***

Evelyn Harvey

**Saturday | 2:00 PM - 5:00 PM**

**1 Day: January 11**

An introductory workshop to the process of relief printmaking. Using a linoleum block, design and carve your own image to print on paper. The workshop reviews what printmaking is, how to handle the carving tools, creating an image through relief, registering paper, and printing. This workshop is geared for those who want to explore the process and understand the steps and tools required.

**\$100.00**

### ***Silvermine Saturday: Gel Plate Printing***

Nash Hyon

**Saturday | 2:00 PM - 4:00 PM**

**1 Day: January 25**


---

**Saturday | 2:00 PM - 4:00 PM**

**1 Day: March 8**

No experience needed! In this new, fun two hour workshop we will experience the magic of printing in multiple colors, design, textures and transfers using the gel plate. With water based paints multiple layers will be created by printing the same paper over and over. When these dry, the prints may be used for collage, cards, gift wrap or framed as finished artwork. You will be amazed at what you can make during the two hours of this workshop.

**\$75.00**





### **\*NEW\* Linocut - Valentine's Day Cards**


Evelyn Harvey

**Friday | 6:00 PM - 9:00 PM**

**1 Day: February 7**

This themed workshop reviews the relief printmaking process to create hand printed Valentine's Day cards! This one day session guides through the steps of sketching, carving, inking, and printing an image. Students are encouraged to design their own custom image to share on a card. This workshop is also designed as an introduction to linocut. Instructor demonstration is given, and one on one feedback is provided.

**\$100.00**



### **Linocut - No Press Bed Needed**

Evelyn Harvey

**Saturday | 10:00 AM - 1:00 PM**

**1 Day: March 1**

This workshop reviews the relief printmaking process using a linoleum block (linocut). This one day session guides through the steps of sketching, carving, inking, and printing an image, while reviewing the materials and tools. This workshop is designed as an introduction to linocut. Instructor demonstration is given, and one on one feedback is provided.

**\$100.00**

## **METAL & SCULPTURE**



### **A Day to Weld!**

Justin Perlman

**Sunday | 10:00 AM - 4:00 PM**

**1 Day: January 5**

This workshop is for beginning students. If you have ever wondered what it would be like to weld or create something out of metal, this is the workshop for you. This is a hands-on workshop. Through demonstrations of equipment and safety rules you will create a piece of art. Students should wear cotton clothing with long-sleeves and long pants, work boots and no open toed shoes. Long hair must be tied back. Bring work gloves. All materials are provided.

**\$245.00**



### ***Silvermine Saturday: Forging a Hook***

Leon Husock

**Saturday | 2:00 PM - 5:00 PM**

**1 Day: February 1**

An evening of fire and fun! Students will explore the ancient art of blacksmithing, heating and forging steel with a hammer and anvil to create a decorative wall hook. The class will begin with a demonstration on how to use a forge and anvil, after which you will forge and finish a hook to take home that same night. Students should wear cotton clothing, long pants, and closed-toed shoes.

**\$105.00**

### ***Silvermine Saturday: Forging a Bottle Opener***

Leon Husock

**Saturday | 2:00 PM - 5:00 PM**

**1 Day: February 8**

---

**Saturday | 2:00 PM - 5:00 PM**

**1 Day: February 22**

---

**Saturday | 2:00 PM - 5:00 PM**

**1 Day: March 8**

---

**Saturday | 2:00 PM - 5:00 PM**

**1 Day: March 15**

Be the life of the party with your own hand-forged iron bottle opener! Class will start with a demonstration on how to use a forge, anvil, and blacksmith's hammer, after which students will learn how to forge a decorative bottle opener that they will finish and take home that same night. Students should wear cotton clothing, long pants, and closed-toed shoes.

**\$105.00**



### ***Silvermine Saturday: Forging a Steak Turner***

Leon Husock

**Saturday | 2:00 PM - 5:00 PM**

**1 Day: February 15**

Flip your steaks on the grill in style with your own hand-forged steak turning tool. Students will learn basic forging technique and safety, after which they will forge and finish their own steak turner (a long tool with a small hook on one end for flipping food while grilling). Students should wear cotton clothing, long pants, and closed-toed shoes.

**\$105.00**



### ***\*NEW\* Sundays at Silvermine: Forging a Hairpin***

Leon Husock

**Sunday | 1:00 PM - 4:00 PM**

**1 Day: March 2**

**Sunday | 1:00 PM - 4:00 PM**

**1 Day: March 9**

Forge a unique and beautiful hairpin! Students will form, bend, and twist hot steel into shape to create a usable hairpin, perfect for yourself or as a gift. Class will start with a demonstration on how to use a forge, anvil, and blacksmith's hammer, no experience is required.. Students should wear cotton clothing, long pants, and closed-toed shoes.

**\$105.00**

## JEWELRY & METALSMITHING



### ***Fused Fine Silver Bracelet***

Maureen Henriques

**Sunday | 10:00 AM - 4:00 PM**

**1 Day: March 16**

Students will learn the simple technique of fusing fine silver, which does not require solder, flux or pickling! We will coil, cut and saw our own rings, fuse them with an ordinary table top torch, texture and join the rings to create a linked bracelet...ready to wear! Techniques for forming a simple hand made clasp and earring wires will be discussed as well.

**\$250.00**

### ***Sterling Silver Bangle Bracelets***

Maureen Henriques

**Saturday | 10:00 AM - 4:00 PM**

**1 Day: January 11**

Whether one or a whole armful, sterling silver bangles are a must on your wrist classic! They look great in different widths, with different textures, decorated or plain. In this class students will learn how to measure and calculate their bangle size, the use of mandrels, dies, sizers, miter jig, and the basics of a jewelers saw, sanding, filing, soldering, and embellishments. We will make 5 bangles from a variety of plain and patterned wire.

**\$255.00**

### ***Sterling Silver Ride the Wave Bangle Bracelet***

Maureen Henriques

**Saturday | 10:00 AM - 4:00 PM**

**1 Day: January 18**

Ride the wave! Create a piece that is fun and as totally unique as you are! Students will learn how to measure and calculate their bracelet size, the use of specific hammers, bracelet mandrels, cupola punches, achieving patina colors, and how to embellish their bracelet by pinning.

**\$260.00**



### ***Sterling Silver Spinner Rings***

Maureen Henriques

**Sunday | 10:00 AM - 4:00 PM**

**1 Day: February 16**

Spinner rings are just as fun to make as they are to wear! Using sterling silver sheet and wire, we will focus on simple ring construction, sizing, metal texturing, soldering, patina and polish. Experience is encouraged, but not necessary for this fidgety fun class.

**\$240.00**



## SPECIAL STUDIES



### ***Silvermine Saturday: Botanical Printing - Journal Covers***

Bonnee Pecquex

**Saturday | 3:00 PM - 5:00 PM**

**1 Day: January 11**

**Saturday | 12:30 PM - 2:30 PM**

**1 Day: January 18**

Botanical printing, also known as eco-printing, is an artistic technique that involves using plant materials to create unique and intricate patterns on fabric or paper. It is a natural and sustainable way to incorporate the beauty of nature into visual art. By carefully arranging leaves, flowers, and other plant parts on the surface of the material and applying pressure and heat, the pigments and tannins present in the plants are transferred, resulting in stunning, one-of-a-kind designs. This eco-friendly form of printing provides a connection to the natural world and allows for endless creative possibilities. Come and learn this magical process and you will be forever 'hooked'! There will be a brief lecture about the technique, and then each person will get an opportunity to print a piece of wool that can be used to cover a journal/sketchbook (provided in the class) to bring home with them.

**\$75.00**

### ***\*NEW\* Silvermine Saturday: Botanical Printing - Wool Scarves***

Bonnee Pecquex

**Saturday | 12:30 PM - 2:30 PM**

**1 Day: January 11**

**Saturday | 3:00 PM - 5:00 PM**

**1 Day: January 18**

**Saturday | 12:30 PM - 2:30 PM**

**1 Day: January 25**

**Saturday | 12:30 PM - 2:30 PM**

**1 Day: February 15**

**Saturday | 12:30 PM - 2:30 PM**

**1 Day: February 22**

Botanical printing, also known as eco-printing, is an artistic technique that involves using plant materials to create unique and intricate patterns on fabric or paper. It is a natural and sustainable way to incorporate the beauty of nature into visual art. By carefully arranging leaves, flowers, and other plant parts on the surface of the material and applying pressure and heat, the pigments and tannins present in the plants are transferred, resulting in stunning, one-of-a-kind designs. This eco-friendly form of printing provides a connection to the natural world and allows for endless creative possibilities. Come and learn this magical process and you will be forever 'hooked'! There will be a brief lecture about the technique, and then each person will get an opportunity to make a wool scarf to take home with them.

**\$75.00**



### **\*NEW\* No-Grout Spontaneous Mosaic Workshop**

Cathleen Newsham

**Saturday, Sunday | 10:00 AM - 5:00 PM**

**2 Days: January 18 - January 19**

Cathleen Newsham, a professional mosaic artist and designer will be your instructor and guide you through the process of designing and creating your own unique abstract composition. You will be supplied with a 12"x12" mosaic surface and learn to use a pre-mixed thin-set adhesive that will secure the materials to the board. You are also welcome to bring your own materials for this workshop. Hand-built ceramics and broken pottery shards, sea glass and shells are ideal for this project and will personalize your piece.

**\$385.00**



### **\*NEW\* Silvermine Saturday: Botanical Printing - Flower Pounding**

Bonnee Pecquex

**Saturday | 3:00 PM - 5:00 PM**

**1 Day: January 25**

**Saturday | 12:30 PM - 2:30 PM**

**1 Day: February 1**

**Saturday | 3:00 PM - 5:00 PM**

**1 Day: February 1**

**Saturday | 12:30 PM - 2:30 PM**

**1 Day: February 8**

**Saturday | 3:00 PM - 5:00 PM**

**1 Day: February 8**

Flower pounding is a fun and simple way to create a beautiful piece of artwork that is one-of-a-kind! In this workshop we will transfer flower images to a cotton bandana using the 'Flower Pounding' technique. Bring your bandana home, enjoy accessorizing together, and wait for the compliments to roll in! Materials will be provided by the instructor.

**\$75.00**



### **\*NEW\* Silvermine Saturday: Unique Paper Flowers**

Nash Hyon

**Saturday | 2:00 PM - 4:00 PM**

**1 Day: February 8**

Using simple materials we will create several different paper flowers in this workshop. No experience needed and once you learn the basics many different types and sizes of flowers can be created. Go beyond nature with custom colors and patterns- just have fun!

**\$75.00**



## PHOTOGRAPHY & DIGITAL ARTS



### ***Basics of Digital Photography***

Bruce Dunbar

**Saturday | 10:00 AM - 2:00 PM**

**1 Day: February 1**

In this 4 hour session learn to use your DSLR or mirrorless camera controls creatively. Topics will include how to use shutter speed, aperture and ISO to create the effect you want in your images. Basic principles of composition and design will be covered. Students will have time to practice techniques in class.

**\$145.00**

### ***iPhone Photography: All You Need to Know***

Bruce Dunbar


**Saturday | 10:00 AM - 2:00 PM**

**1 Day: March 8**

Learn to take full advantage of all the capabilities of your iPhone camera. During this class, you'll learn the tips and tricks of iPhone photography and how to make the most of your phone's camera, starting with photography basics; focus control and exposure.

Composition and creativity will be discussed too. No experience necessary!

**\$145.00**



### ***\*NEW\* Photo(shop) Finish***


Jill Nichols

**Sunday | 10:00 AM - 3:30 PM**

**1 Day: January 19**

A one-day painting workshop devoted to finishing off paintings. Instructor will guide you in ways to successfully finish your painting(s). No knowledge of Photoshop necessary. Bring your unfinished paintings and supplies.

**\$175.00**





## MIXED MEDIA & COLLAGE



### ***Silvermine Saturday: Botanical Printing - Journal Covers***

Bonnee Pecquex

**Saturday | 3:00 PM - 5:00 PM**

**1 Day: January 11**

**Saturday | 12:30 PM - 2:30 PM**

**1 Day: January 18**

Botanical printing, also known as eco-printing, is an artistic technique that involves using plant materials to create unique and intricate patterns on fabric or paper. It is a natural and sustainable way to incorporate the beauty of nature into visual art. By carefully arranging leaves, flowers, and other plant parts on the surface of the material and applying pressure and heat, the pigments and tannins present in the plants are transferred, resulting in stunning, one-of-a-kind designs. This eco-friendly form of printing provides a connection to the natural world and allows for endless creative possibilities. Come and learn this magical process and you will be forever 'hooked'! There will be a brief lecture about the technique, and then each person will get an opportunity to print a piece of wool that can be used to cover a journal/sketchbook (provided in the class) to bring home with them.

**\$75.00**



### ***\*NEW\* Silvermine Saturday: Unique Paper Flowers***

Nash Hyon

**Saturday | 2:00 PM - 4:00 PM**

**1 Day: February 8**

Using simple materials we will create several different paper flowers in this workshop. No experience needed and once you learn the basics many different types and sizes of flowers can be created. Go beyond nature with custom colors and patterns- just have fun!

**\$75.00**

### ***Introduction to Encaustic Painting (Hot Wax)***

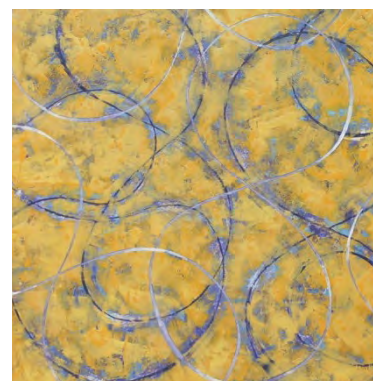
Nash Hyon

**Saturday | 10:00 AM - 3:00 PM**

**1 Day: March 15**

Love how encaustic paintings look? Want to know more about it and try it out without a large investment of time or materials? In this workshop you will learn all the basics including, tools, techniques, and safety. After demonstrations, you will have time to work hands-on with this unique and historic medium that is gaining popularity among all types of artists. The school will supply all of the equipment. Please see our website for additional materials you should bring.

**\$185.00**



# YOUTH COURSES

## PAINTING & DRAWING



### **Creating Comics (Ages: 10-13)**

Timothy Cronin

**Tuesday | 4:00 PM - 6:00 PM**

**8 Weeks: January 7 - March 4**

Comics is the art of words and pictures together to tell a story. In this course. Students will work to strengthen their personal drawing styles as well as learning comics fundamentals including storytelling, pacing, layout, composition, penciling and inking techniques. The goal of the class is to have the students create their own mini- comic. *\*no class Feb.18\**

**\$410.00**



### **Portfolio Development: Youth Portrait Drawing (Ages 14-17)**

Justin Wiest

**Tuesday | 4:30 PM - 6:30 PM**

**6 Weeks: January 7 - February 11**

Drawing is the most essential skill to have as a young artist. Drawing the portrait is one of the most demanding undertakings for any artist. This class will break down the process of setting the model with pose and lighting, in which the artist is most advantaged. We will cover the block-in, shadow massing, and edge resolution. In the end the student will have a masterful drawing complimented with a noticeable likeness. All levels are welcome and demonstrations will be presented.

**\$370.00**

### **\*NEW\* Material Mastery in Painting & Drawing (Ages: 10-13)**


Evelyn Harvey

**Tuesday | 4:30 PM - 6:30 PM**

**8 Weeks: January 7 - February 25**

In this course, students work with a variety of drawing and painting medium to create their own artwork each class. The course overviews the foundation of using the materials and expressing it by review line, shape, value, scale, and composition. The first half focuses on different drawing mediums and the second focuses on one painting project. Instructor feedback is given, and group discussion is encouraged.

**\$410.00**



### **Art Express (Ages: 10-13)**

Karen Siegel

**Wednesday | 4:30 PM - 6:30 PM**

**3 Weeks: January 8 - January 22**

In this three week mini course, come investigate and innovate as we experiment with different art forms and materials. Students will develop their own personal visual vocabulary and style. Materials will include inks, watercolor, oil sticks and more!1. Painting with Jelly Gouache: Have fun and learn how to paint with jelly gouache. Gouache is a form of matte opaque watercolor- with bright colors!2. Creating Wish Boxes: First we will make our own drawings and paintings. Then we will use various photos, inks, metallic paints and gold leaf and apply them to our personal wish boxes.3. Painting Spirit Animals: First Nation cultures are very connected to the animals in their surroundings. We will look and learn about what animals we as individuals connect to and paint our animals using gouache on canvas.

**\$205.00**



### **Youth Art Studio (Ages: 13-17)**

C.J. Guerin

**Thursday | 4:30 PM - 6:30 PM**

**8 Weeks: January 23 - March 13**

Students will explore drawing, oil painting, printmaking and 3D work. We will learn the basics of each genre with an opportunity to learn about perspective, color mixing, composition etc. Students will be encouraged in finding their own personal voice with teacher support and guidance. This is a springboard class.

**\$410.00**



### **Heads, Hands & Feet (Ages: 14-17)**

Nomi Silverman

**Saturday | 9:30 AM - 12:30 PM**

**5 Weeks: February 1 - March 1**

You can stop hiding the hands in pockets and running the feet off the page. This course will teach you to incorporate those dreaded appendages into your figures. We will work on drawing the face in different views, and combining the different parts into single comprehensive drawings.

**\$355.00**





## PRINTMAKING



### *Discover the Possibilities of Printmaking! (Ages: 10-13)*

Evelyn Harvey

**Wednesday | 4:00 PM - 6:00 PM**

**8 Weeks: January 8 - February 26**

Go beyond painting and drawing and try something brand new! Over the span of this course, students will explore the various modalities of printmaking. Students will engage with monotype, gel plates, relief and stencil. Each medium offers a different visual expression while reviewing the printing process. This process is highly explorative and offers many different outcomes for each student to create unique imagery. Demonstrations will be given and students will receive one on one feedback in a fun and supportive environment. Group discussion is encouraged.

**\$355.00**



## PHOTOGRAPHY & DIGITAL ARTS



### ***\*NEW\*** Reflection of Seasonal Changes: Indoor Nature Journaling & Digital Art (Ages: 10-13)*


Bridget Pavalow

**Sunday | 9:00 AM - 11:00 AM**

**8 Weeks: January 26 - March 16**

Strike a balance between emotional exploration and the expanding world of digital art. In this indoor class, students will learn to appreciate the changes of nature through meditation and journaling. After reflecting, they will create beautiful mood boards and Zines using Photoshop, capturing their feelings and experiences with seasonal changes. Along the way, they will learn about color theory and composition while developing basic Photoshop skills with a focus on observing nature from an indoor perspective.

**\$340.00**



## MIXED MEDIA & COLLAGE



### **Mixed Media Art (Ages: 6-9)**

Martha Bloom

**Monday | 4:30 PM - 6:30 PM**

**8 Weeks: January 6 - March 10**

During the session there will be drawing from the model, still life and imaginative work. Painting both abstract and realistic collage using collected imagery, assemblage using 3D objects some sculpture with found objects and clay. A combination of mediums will be practiced as Mixed Media can incorporate personal expression. There will be an emphasis of working in one own style favored pallet and with interests and issues unique to each student incorporated into their work. *\*no class Jan.20, Feb.17\**

**\$410.00**

### **Mixed Media Art (Ages: 6-9)**

Martha Bloom

**Friday | 4:30 PM - 6:30 PM**

**10 Weeks: January 10 - March 14**

Mixed Media is a good way to keep one's hand in all the fine art mediums like drawing painting printing collage assemblage and with their combinations. During the session there will be drawing from the model, still life and imaginative work. Painting both abstract and realistic collage using collected imagery, assemblage using 3D objects some sculpture with found objects and clay. A combination of mediums will be practiced as Mixed Media can incorporate personal expression. There will be an emphasis of working in one own style favored pallet and with interests and issues unique to each student incorporated into their work.

**\$480.00**

### **Art Express (Ages: 10-13)**

Karen Siegel

**Wednesday | 4:30 PM - 6:30 PM**

**3 Weeks: January 8 - January 22**

In this three week mini course, come investigate and innovate as we experiment with different art forms and materials. Students will develop their own personal visual vocabulary and style. Materials will include inks, watercolor, oil sticks and more! 1. Painting with Jelly Gouache: Have fun and learn how to paint with jelly gouache. Gouache is a form of matte opaque watercolor- with bright colors! 2. Creating Wish Boxes: First we will make our own drawings and paintings. Then we will use various photos, inks, metallic paints and gold leaf and apply them to our personal wish boxes. 3. Painting Spirit Animals: First Nation cultures are very connected to the animals in their surroundings. We will look and learn about what animals we as individuals connect to and paint our animals using gouache on canvas.

**\$205.00**





# YOUTH WORKSHOPS

## PAINTING & DRAWING



### **Youth Oil Painting Workshop (Ages: 14-17)**

C.J. Guerin

**Sunday | 10:30 AM - 3:30 PM**

**1 Day: February 9**

Students will learn about the unique and subtle qualities of painting in oil. Our workshop will cover setting up a palette, mixing paint, mediums, and clean-up. There will be an overview of ways to start a painting, linear and atmospheric perspective and composition. This workshop will be aimed at creating a landscape painting.

**\$195.00**



## PRINTMAKING



### **Introduction to Relief Printmaking: No Press Bed Needed (Ages: 14-17)**


Evelyn Harvey

**Saturday | 10:00 AM - 1:00 PM**

**1 Day: January 11**

An introductory workshop to the process of relief printmaking. Using a linoleum block, design and carve your own image to print on paper. The workshop reviews what printmaking is, how to handle the carving tools, creating an image through relief, registering paper, and printing. This workshop is geared for those who want to explore the process and understand the steps and tools required.

**\$130.00**





## SPECIAL STUDIES



### **\*NEW\* Silvermine Saturday: Botanical Printing - Flower Pounding (Parent & Child: Ages 7 & Up)**

Bonnee Pecquex

Saturday | 3:00 PM - 5:00 PM

1 Day: February 15

Saturday | 3:00 PM - 5:00 PM

1 Day: February 22

Flower pounding is a fun and simple way to create a beautiful piece of artwork that is one-of-a-kind! In this Parent+Child workshop we will transfer flower images to a cotton bandana using the 'Flower Pounding' technique. Bring your bandana home, enjoy accessorizing together, and wait for the compliments to roll in! Materials will be provided by the instructor.

**\$75.00**



## MIXED MEDIA & COLLAGE



### **Sunday Mornings at Silvermine (Ages: 5-10)**

Marta Kot

*Winter Exploration – Fairies, Trolls & Winter Clay Habitats*

Sunday | 9:00 AM - 1:30 PM

1 Day: January 5

*Love Thyself – Mixed Media Painting on Canvas*

Sunday | 9:00 AM - 1:30 PM

1 Day: February 9

Children explore with creativity and express themselves in a unique and personal way. Skills and techniques will be developed while painting, drawing, sculpting and making friends. Materials may include charcoal, fabric, paint, clay, watercolors, oil pastels, wood, foam, beads and glitter dust, more.

**\$185.00**

*Explore the Natural World with Clay*

Sunday | 9:00 AM - 1:30 PM

1 Day: March 9



### **School Break Studio Art Jams (Ages: 5-10)**

Marta Kot

*Painting the Winter Landscape: Mixed Media*

**Monday | 9:00 AM - 1:30 PM**

**1 Day: January 20**

*Winter Exploration on Canvas with Paint, Collage, & Winter Sparkles!*

**Thursday | 9:00 AM - 1:30 PM**

**1 Day: February 20**

Children will discover the beauty and magic of expression while exploring a variety of materials in each studio session. Skills and techniques will be developed while painting, drawing, sculpting and making friends. Materials may include charcoal, fabric, paint, clay, watercolors, oil pastels, wood, foam, beads and glitter dust, more.

**\$185.00**



### **School Break Studio Art Jams (Ages: 5-10)**

Marta Kot

*Sketching, Clay, & Paint: Winter Birds*

**Monday | 9:00 AM - 2:00 PM**

**1 Day: February 17**

*Exploring the Winter Season Through Clay, Paint, Drawing & Sketching*

**Friday | 9:00 AM - 2:00 PM**

**1 Day: February 21**

Children will discover the beauty and magic of expression while exploring a variety of materials in each studio session. Skills and techniques will be developed while painting, drawing, sculpting and making friends. Materials may include charcoal, fabric, paint, clay, watercolors, oil pastels, wood, foam, beads and glitter dust, more.

**\$195.00**

### **School Break Studio Art Jams (Ages: 5-10)**

Marta Kot

*Winter Minecraft Building with Wood & Painting - Cabins, Hills, Pine Trees & Bundled Snowfriends!*

**Tuesday, Wednesday | 9:00 AM - 2:00 PM**

**2 Days: February 18 - February 19**

Children will discover the beauty and magic of expression while exploring a variety of materials in each studio session. Skills and techniques will be developed while painting, drawing, sculpting and making friends. Materials may include charcoal, fabric, paint, clay, watercolors, oil pastels, wood, foam, beads and glitter dust, more.

**\$365.00**



### **School Break Studio Art Jams (Ages: 5-10)**

Marta Kot

*Studio Art: Sculpting with Wood & Painting*

**Thursday, Friday | 9:00 AM - 1:30 PM**

**2 Days: March 13 - March 14**

*Studio Art: Painting Early Spring*

**Monday, Tuesday | 9:00 AM - 1:30 PM**

**2 Days: March 17 - March 18**

Children will discover the beauty and magic of expression while exploring a variety of materials in each studio session. Skills and techniques will be developed while painting, drawing, sculpting and making friends. Materials may include charcoal, fabric, paint, clay, watercolors, oil pastels, wood, foam, beads and glitter dust, more.

**\$345.00**