



Silvermine

**SUMMER  
2025**

Silvermine School of Art

## **Summer Session**

**June 23 - August 17**

*Courses and workshops for adults*

**Online Registration Opens: May 6, 9:00am**

School Closed: Independence Day - July 4

## **Fall Session**

**September 8 - November 30**

*Courses and workshops for adults & youth*

**Online Registration Opens: July 22, 9:00am**

School Closed: Yom Kippur - October 2

Thanksgiving - November 27 & 28

Christmas - December 25

### **School Office Hours**

**Monday – Friday**

**Hours:** 9:00 AM – 5:00 PM

**Phone:** 203-966-9700, ext. 110

1028 Silvermine Rd, New Canaan, CT

The school office is the grey house, located across the street from the main building, to the left of the Silvermine Market.


### **Want to Register Early?**

Become a Silver Benefactor today! Donations totaling \$1,000 or more annually entitle you to register before the general public.

[CLICK HERE](#) to make your donation.

### **Give the Gift of Art**

Gift Certificates for workshops and courses are available in any denomination. Call 203-966-9700 ext.2 to make your purchase.



### **Registration Information**

#### **Need Help Choosing a Course?**

If you need assistance in your selection, contact the school office: 203-966-9700, ex.2 or [schoolregistrar@silvermineart.org](mailto:schoolregistrar@silvermineart.org)

#### **How to Register?**

**Online:** [www.silvermineart.org](http://www.silvermineart.org)

**Phone:** 203-966-9700, ext. 110

**No in person, emails or fax registrations.**

### **General Studio Policies**

View the full list of studio policies - [CLICK HERE.](#)

Studio scheduling is at the discretion of Silvermine Art Center. Students attending programs are permitted to use the facilities during scheduled program times only.

- Arrival/Set Up
- Departure/Clean Up

## Enrollment & Withdrawal Policies

Policies regarding withdrawals and reimbursements vary based on program type (courses, workshops, summer art studios). Please be sure to familiarize yourself with all applicable policies prior to your registration.

[CLICK HERE](#) for the full list of policies:

- General Registration Policies
- Reimbursement Options
  - *Reimbursements for Courses*
  - *Reimbursements for Workshops*
- Photograph & Video Waiver Release



Ceramics Handbuilding

## Course Levels

**Beginner** (for students with little to no experience)

**Intermediate** (for students with a strong grasp of basic techniques)

**Advanced** (for students with significant experience and ability to work with some independence)

**All Levels** (for beginner, intermediate and advanced students)



Landscape Painting

## Contents

Private Lessons, Birthday Parties,  
Open Sketch, Gallery

[3](#)

---

### Adult Courses [4-26](#)

Drawing & Painting [4-9](#)

Ceramics [10-11](#)

Printmaking [12](#)

Metal & Sculpture [12](#)

Jewelry & Metalsmithing [13](#)

Special Studies [13-14](#)

Photography & Digital Arts [15-16](#)

Mixed Media & Collage [16-17](#)

---

### Adult Workshops [18-26](#)



### Private Lessons

Silvermine offers private lessons to students ages 4 and up in one-on-one sessions or for groups up to 18 participants. [CLICK HERE.](#)

### Birthday Parties

Have a unique and memorable art party for your child! Children ages 3 to 15 can experience the arts in an actual art studio. Choose from a variety of art projects and themes to have your child and their friends create a one-of-a-kind piece of art. For more information [CLICK HERE.](#)



### Open Sketch

These sessions are open to the public, ages 16 & up and provide the opportunity to work from a live model, in the artist's preferred medium.

Open Sketch sessions are all walk-in. Students work independently, no instruction provided. Payment is made in CASH or CHECK (exact change only). There is no payment through credit card. For more information [CLICK HERE.](#)

#### Schedule:

**Monday:** 1:00 PM – 4:00 PM | **\$25.00**

**Friday:** 10:00 AM – 3:30 PM | **\$35.00**



### Gallery

We invite you to come visit our five galleries, with free admission, presenting exhibitions by emerging and established contemporary artists; a permanent collection of original prints; and an outdoor Sculpture Walk that blends art and nature.

#### Gallery Hours:

**Tuesday - Saturday:** 10:00 AM – 4:00 PM

**Sunday, Monday:** Closed



# ADULT COURSES



## PAINTING & DRAWING

### ***Abstract Painting***

Natasha Karpinskaia

**Monday | 1:00 PM - 4:00 PM**

**8 Weeks: June 23 - August 11**

**LEVEL: INTERMEDIATE - ADVANCED**

This course will explore intellectual elements of abstraction, it is about ideas that are at the core of abstract imagery. It's objective is to learn how to transfer experiences, concepts and perception of the real world into abstract images. We will experiment with color, shapes, lines, and texture. Some demos, exercises and discussions will also be included. The class is suitable for those who have taken introductory painting courses and have the desire to explore abstraction.

**\$460.00**

### ***Big Picture: Choose Your Theme Figure, Landscape, or Still Life***

Alex McFarlane

**Tuesday | 1:00 PM - 4:00 PM**

**8 Weeks: June 24 - August 12**

**ALL LEVELS**

This course is ideal for someone who wants to start, execute and finish one painting or drawing. For the narrative artist, there will be a sustained pose for the entire session. The still life artist will have an individual set-up tailored to meet his or her needs. For the landscape artist, there will be individual guidance in making nature look natural. There will be demonstrations.

**\$460.00**

### ***Hot Nights! Painting with Hot Wax***

Nash Hyon

**Monday | 6:00 PM - 9:00 PM**

**8 Weeks: June 23 - August 11**

**ALL LEVELS**

Get ready to turn up the heat in this fun and immersive 8-week encaustic painting class! Whether you're brand new to working with wax or already have some experience, there's something for everyone.

We'll start with the basics for beginners, while those familiar with encaustic can dive right in. You'll get to explore this unique medium, experiment with layering and texture, and even mix in collage and other materials to create one-of-a-kind pieces. It's all about experimenting, playing with texture, and letting your creativity flow—no pressure, just good vibes and great art!

**\$480.00**



## **Foundational Painting I**

Rick McCollum

**Tuesday | 9:00 AM - 12:00 PM**

**8 Weeks: June 24 - August 12**

**LEVEL: BEGINNER**

This class will concentrate on the fundamentals and processes of representational painting. Emphasis will be painting from the still life and photos. Students will learn how to analyze, interpret and apply light to form and space. Class objectives are learning how to use the tools of painting: brushes, how to mix paint, learning value, (the lightness and darkness of an object), using edge control, (soft or hard edges when painting), the properties of color, painting multiple objects with a focal point or points, pictorial composition, painting highly reflective objects like glass and metal, painting a portrait, lighting and photographing the human head, and learning to mix flesh tones. There will be instructor demos and handouts along with individual student guidance. No prior painting experience is necessary, but some drawing ability is needed.

**\$460.00**



## **SUMMER FLING! Gardens, Seashore, and Travels Through Pen, Ink, & Watercolor**

Nancy McTague-Stock

**Wednesday | 1:00 PM - 2:30 PM**

**8 Weeks: June 25 - August 13**

**ALL LEVELS**

Dabblers, Artists, Writers, Dreamers are all welcome to explore the virtues of whatever media YOU wish to explore - colored pencil, pen and ink, watercolor, collage, acrylic paint are all journeys you can enjoy! With long summer days, the opportunity for travel brings us to the garden, seashore, landscape and time to relax. My passion lies in bringing out the artist in YOU! Using a 'journal' format, you can work in a bound journal of your choice. I will encourage you to explore nature, realism, portraiture, abstraction, illustrated writing/journaling, and all that interests you! Weekly prompts will be given, and artists will be gently guided through them accordingly. Focusing on bringing ideas to reality, basic knowledge of your chosen media is expected. Great for students who have taken any of my other courses! Come let your hair down and have some fun!

**\$480.00**

## **Beginner Drawing**

Evelyn Harvey

**Wednesday | 6:30 PM - 9:30 PM**

**6 Weeks: June 25 - August 6**

**LEVEL: BEGINNER**

A beginner drawing class designed to develop basic drawing skills to create a three dimensional illusion onto a flat surface using drawing tools and paper. The class explores line expression, line variation, scale and proportion, depth, composition, and value to render an image. Utilizing a still life to draw from and instructor demonstrations, student implement these drawing skills into their own work. The course encourages group critique and discussion, and provides one on one instructor feedback.

**\$360.00**



## **Foundational Painting II**

Rick McCollum

**Thursday | 9:00 AM - 12:00 PM**

**8 Weeks: June 26 - August 14**

**LEVEL: INTERMEDIATE**

This class will expand on Foundational Painting I and the applications and principles of painting. The student will expand on their technical skills in paint application, value relationships, shape design, shape bridging and color and value simplification. The exploration and application of pictorial composition will be stressed. Class concentration will be on the finished total along with developing a personal artistic point of view. Students will be able to pick their own subject matter or point of interest. There will be instructor demos, hand outs and individual guidance.

**\$460.00**

## **Acrylic Abstract Painting**

Aleksandr Razin

**Thursday | 1:00 PM - 4:00 PM**

**6 Weeks: June 26 - July 31**

**LEVEL: INTERMEDIATE - ADVANCED**

Students will develop a working knowledge of abstract painting that challenges them to see and interpret in new ways. Using acrylics students will learn color, line, texture, movement, and form, through individual instruction. Creating a new painting is a challenging and unique experience, involving constant experimentation with intuition and automatism, taking you on a multidimensional journey of self-discovery.

**\$360.00**

## **Topics in Oil**

Justin Wiest

**Thursday | 6:00 PM - 9:00 PM**

**6 Weeks: June 26 - July 31**

**ALL LEVELS**

Oil paint can describe so many subjects and textures which makes it the most dynamic medium. Learn to manipulate oil paint effectively to achieve different effects. The instructor will give demonstrations in techniques such as glazing and velatura. The class will be broken up into 3 subjects: landscape, still life, and portrait.

**\$390.00**



## **Drawing & Painting in Combination**

Alex McFarlane

**Thursday | 7:00 PM - 10:00 PM**

**9 Weeks: June 26 - August 21**

**ALL LEVELS**

This course is designed to instruct students in the fundamentals of drawing, composition and the basic techniques of painting. Mixing and applying paint will be demonstrated. Subjects such as still life, figure and landscape will be covered. Those who wish to draw exclusively are guided from a beginning thumbnail to a finished presentation. Likewise, the painters will learn their craft step-by-step.

**\$460.00**



### ***Precursor to Portraiture: Head Painting***

Rick McCollum

**Friday | 9:00 AM - 12:00 PM**

**7 Weeks: June 27 - August 15**

#### ***ALL LEVELS***

This class will concentrate on painting the human head. Topics covered will be a review of the basic proportions and structure of the head. The major planes and shapes of the head and how the features are set into the skull in terms of construction. Students will learn preferred lighting techniques to be able to take their own photos to use as good painting and drawing reference. How to mix flesh tones and blocking in values along with edge control will be discussed. There will be demos, handouts and individual guidance by the instructor.

**\$445.00**

### ***Foundational Landscape Painting***

Rick McCollum

**Friday | 1:00 PM - 4:00 PM**

**7 Weeks: June 27 - August 15**

#### ***ALL LEVELS***

This class focuses on the foundational principles of landscape painting. Students will learn the three main components of the landscape. Also how to create depth using color and tonal values. Understanding and applying aerial perspective, seeing and depicting light and shadow on forms, how to use rules/tools of landscape composition and using different brush strokes to depict various textures in nature will be covered. Concepts from representational to impressionism and their use in the modern landscape will be discussed. There will be instructor demos, handouts and individual guidance.

**\$410.00**



### ***Sunset Plein Air***

Justin Wiest

**Saturday | 5:30 PM - 8:30 PM**

**6 Weeks: June 28 - August 2**

#### ***ALL LEVELS***

The late afternoon and evening moments provide incredible color opportunities for the landscape painter. The extended summer hours give the artist the luxury of reflecting on nature's endless compositional choices. Whether working near water or in a quiet field, painting is an intimate way to connect with our environment. We will work at various locations around the area. All levels and media are welcome.

**\$360.00**





### ***From Studio to Field: Watercolor Landscape***

Alex McFarlane

**Monday | 9:00 AM - 12:00 PM**

**6 Weeks: July 7 - August 11**

#### ***ALL LEVELS***

This course is for beginners and experienced students who want to review techniques, with instruction. Watercolor painting is about technical skills that can be learned. There will be demonstrations at the beginning of every class. You will learn to develop inventive compositions and interpret your subject—still life, figure and landscape. There will be an emphasis on landscape towards the end of the semester, with the possibility of outdoor sessions.

**\$360.00**



### ***Portrait Drawing & Painting***

Justin Wiest

**Tuesday | 1:00 PM - 4:00 PM**

**6 Weeks: July 8 - August 12**

#### ***ALL LEVELS***

Learn the basics of what is needed for satisfying portrait drawing, painting, or both. The class will discuss how to pose and light the model for creating the optimal artistic composition. From here the students are encouraged to sight angles and find planes which the instructor will point out personally and with class demonstrations in charcoal and oil. We will then delve into rendering and the finishing process. All levels and materials are welcome.

**\$440.00**



### ***Painting 101: Foundation Painting***

Alex McFarlane

**Wednesday | 9:00 AM - 12:00 PM**

**6 Weeks: July 9 - August 13**

#### ***LEVEL: BEGINNER - INTERMEDIATE***

This course is for beginning and intermediate students who want to learn the techniques and procedures necessary for painting in oils or acrylics. Basic skills in drawing, composition, mixing and applying paint will be demonstrated. Subject matter will include still life, figure, portrait and landscape. You will be guided through the foundation steps towards a satisfying work of art.

**\$410.00**

## ***Drawing or Painting the Figure***

Justin Wiest

**Wednesday | 6:00 PM - 9:00 PM**

**6 Weeks: July 9 - August 13**

### ***ALL LEVELS***

Students will engage in the complexities of making a satisfying figure drawing or painting. We will analyze the foundations needed to establish a complete figurative statement. Both the painter and draftsman/woman need to understand the nature of planes and how they are rendered.

Color of the figure and modeling will be discussed and demonstrated. If you are interested in turning your drawings into paintings, this class gives specific strategies for this. All levels and media are welcome.

**\$440.00**



## ***Color Theory for Painting***

Janet Warner

**Friday | 1:00 PM - 4:00 PM**

**6 Weeks: July 11 - August 15**

### ***LEVEL: BEGINNER***

In this course, we will examine color theory and terminology, and how we can apply this knowledge to paint mixing. We will explore a variety of topics, including:

- Mixing secondary colors & tertiary colors
- Color temperature
- Mastering complementarity color mixing to create muted colors, chromatics greys, and achromatic grey
- Mixing tints and shades
- Paint opacity and tinting strengths

We will also discuss the concepts of value and saturation, clarifying the distinctions between the two.

Through hands-on experimentation, you'll come to appreciate how color is relative to the colors surrounding it. In addition to our mixing exercises, we will create small, non-objective artworks with our new mixing techniques. This will reinforce the skills learned and allow for personal expression through the colors you've made. Whether you're a beginner or an experienced artist, this course offers valuable insights and practical experience in color manipulation.

**\$360.00**



## ***Fundamentals of Landscape Painting: Oils, Acrylics & Watercolors***

Alex McFarlane

**Saturday | 9:30 AM - 12:30 PM**

**5 Weeks: July 12 - August 9**

### ***ALL LEVELS***

This is a how-to class. Learn how to create mood and atmosphere from haze, fog and moodlight to brilliant daylight. There will be demonstrations during every class. How to create compositions will be emphasized because the better your composition, the better your painting will project the desired mood.

**\$320.00**





## **CERAMICS**

### ***On & Off the Potter's Wheel for All Levels***

Jon Puzzuoli

**Monday | 1:00 PM - 4:00 PM**

**8 Weeks: June 23 - August 11**

***ALL LEVELS***

Whether you've never touched clay or have been at it for years, this class will accommodate your needs. The initial focus of the class will be on the potter's wheel and will then transition to exploration of handbuilding techniques, with an emphasis on slab work. Beginners will be taught foundational wheel skills, general pottery techniques and gain an understanding of the complete ceramic process. For those who have more experience, the class will focus on complex forms, various surface treatments and advanced glazing methods. Class demos as well as individual instruction will be provided.

**\$595.00**

### ***Exploring Soda Firing***

Jon Puzzuoli

**Tuesday | 3:45 PM - 6:45 PM**

**8 Weeks: June 24 - August 12**

***LEVEL: INTERMEDIATE - ADVANCED***

Create work, glaze and fire your pottery in our newly built Soda Kiln and learn about this unique firing process from beginning to end. During the beginning of the semester we design work with this firing method in mind. Weekly demos will refine your skills and individual instruction. Mid semester, we will explore flashing slips and 7 new glazes, including new crystalline matte and ash glazes. As a class we will then prep for the firing and strategically load the kiln. At the end of the semester, we will fire the kiln collectively and participate in adding wood, baking soda and salt through the kilning. The class will also have access to the gas reduction kiln.

**\$675.00**



### ***Potter's Wheel for All Levels***

Jon Puzzuoli

**Tuesday | 7:00 PM - 10:00 PM**

**8 Weeks: June 24 - August 12**

***ALL LEVELS***

Whether you are new to the potter's wheel or wish to build upon your existing skills, this class will fill your needs. Beginners will be taught the important skills needed to create a vessel on the wheel. For those who have more experience, the class will focus on more complex shapes, various surface textures and alternative glazing methods. Class demos as well as individual instruction will be provided.

**\$595.00**

**Thursday | 7:00 PM - 10:00 PM**

**8 Weeks: June 26 - August 14**



## ***Intermediate Handbuilt Pottery***

Zach Dunn

**Wednesday | 4:30 PM - 7:30 PM**

**8 Weeks: June 25 - August 13**

***LEVEL: INTERMEDIATE***

Take your functional pottery game to the next level as you explore various methods and techniques to create functional forms off the wheel. Enroll in this six-week course taught by an experienced and nationally recognized ceramic artist.

Students will utilize a variety of construction techniques including: the use of hump and slump molds; the use and creation of rigid foam molds; the application of feet, handles, rims, and lids; exploring templates to build repeating forms. Additionally, a variety of decorating and finishing techniques will be introduced, such as, the use of slip and engobes, stencils, sgraffito, and mishima. You will create functional pieces for the home and table as you begin to expand your skills and knowledge beyond the round. These pieces will include but are not limited to cups, trays, bowls, plates, dishes, vases, jars, pitchers, and more. There will be group demonstrations as well as individual instruction for all students. This class will offer a fun, creative learning environment where personal exploration and expression are welcomed and the development of one's own style is encouraged.

**\$595.00**



## ***Pottery & Vessel Sculpture: Intermediate to Advanced***

Keiko Ashida

**Thursday | 1:00 PM - 4:00 PM**

**8 Weeks: June 26 - August 14**

***LEVEL: INTERMEDIATE - ADVANCED***

Intermediate and advanced students will explore alternative methods. A variety of wheel throwing, hand building, and surfacing, and glazing techniques will be covered. The emphasis is on using skills to build vessel sculptures on and off the wheel. Personal creativity will be encouraged.

**\$595.00**

**Saturday | 10:00 AM - 1:00 PM**

**8 Weeks: June 28 - August 16**





## **PRINTMAKING**

### ***Printmaking Without the Press***

Natasha Karpinskaia

**Monday | 9:00 AM - 12:00 PM**

**8 Weeks: June 23 - August 11**

#### ***ALL LEVELS***

In this course we will experiment with printing without the press and learn various techniques like stencils, contact drawing, chine colle, etc. The class will include demos, practicing various methods and discussions. No prior experience is necessary.

**\$490.00**



## **METAL & SCULPTURE**

### ***The Art of Stone Sculpture***

Andrew Davis

**Thursday | 10:00 AM - 2:00 PM**

**8 Weeks: June 26 - August 14**

#### ***ALL LEVELS***

Students will learn, through hands-on experience and demonstrations, this timeless art of sculpting stone and working with various types of stone. Experience hand and power tools while executing a stone piece. You will be taken through the entire process from stone selection to carving and polishing.

**\$560.00**

### ***The Art of Stone Sculpture***

Andrew Davis

**Thursday | 7:00 PM - 10:00 PM**

**8 Weeks: June 26 - August 14**

#### ***ALL LEVELS***

Students will learn, through hands-on experience and demonstrations, this timeless art of sculpting stone and working with various types of stone. Experience hand and power tools while executing a stone piece. You will be taken through the entire process from stone selection to carving and polishing.

**\$450.00**



## **JEWELRY & METALSMITHING**

### ***Jewelry & Silversmithing for the Absolute Beginner***

Gail Bradshaw

**Monday | 10:00 AM - 2:00 PM**

**4 Weeks: July 7 - July 28**

**LEVEL: BEGINNER**

Curious about how jewelry is made? This workshop is a great opportunity to explore basic jewelry-making skills. Students will learn about some of the tools and techniques used in jewelry construction, including sawing, texturing, soldering, and finishing. Not only do you take home something you made, but you will also gain an appreciation for hand-fabricated jewelry. This class will focus on making a textured and riveted bangle bracelet. A materials fee for the sterling silver used in this project is payable to the instructor at the beginning of the workshop. Please bring cash.

**\$340.00**



## **SPECIAL STUDIES**

### ***Sogetsu Ikebana: The Japanese Art of Flower Arrangement***

Shizue Pleasanton

**Wednesday | 10:00 AM - 12:00 PM**

**8 Weeks: June 25 - August 13**

**LEVEL: INTERMEDIATE - ADVANCED**

Sogetsu Ikebana is much more than "Japanese flower arranging," it is a modern form of an ancient art of sculpture with living materials. Students will learn the traditional principles and aesthetic disciplines, combined with creative energies to capture, express and enhance natural beauty.

**\$360.00**





## **Botanical Printing: An Exploration of Eco Printing**

Bonnee Pecquex

**Wednesday | 1:00 PM - 3:00 PM**

**6 Weeks: July 9 - August 13**

**ALL LEVELS**

Plant materials offer an abundant and inspiring source for artistic creation, with endless possibilities to incorporate the beauty of nature into creative projects. In this course, we will explore a variety of techniques to integrate botanical elements into art, focusing on methods that produce the most vibrant and successful prints. Through an in-depth study of Eco Printing, the classes will cover; creating natural plant dyes, bundle dyeing, and the processes of scouring and mordanting fabric to prepare it for bonding with plant materials. The result will be stunning, one-of-a-kind prints that celebrate the artistry of nature.

**\$395.00**



## **Altered Book: Collage & Mixed Media**

Janet Warner

**Thursday | 6:30 PM - 9:30 PM**

**6 Weeks: July 10 - August 14**

**ALL LEVELS**

This course is designed to unleash your creativity in collage techniques, mixed with other mediums. Creating unique works to have as standalone collages or to create a collage book journal with an old book. Over several weeks we will investigate various techniques, such as close cutting, tearing, color blocking, and painted collages. You'll discover how to layer materials and incorporate color, text, and found items for a dynamic visual effect. Collaging with paint, pen and other materials. Those who want to create a journal with an old book will learn how to convert a vintage book into a collage journal. We'll prep pages by discussing which to remove and how many to glue together, allowing for fun subtractive elements like pockets and secret doors. You'll also gain hands-on experience with best practices for cutting and gluing pages. By the end of the course, you'll leave with the skills and inspiration to continue exploring your creativity long after the session has ended. This is a fantastic opportunity to express yourself in a playful and reactive way, making art that resonates with you.

**\$390.00**



## **Introduction to Sogetsu Ikebana: The Japanese Art of Flower Arrangement**

Shizue Pleasanton

**Saturday | 10:00 AM - 12:00 PM**

**6 Weeks: July 12 - August 16**

**LEVEL: BEGINNER**

Sogetsu Ikebana is much more than "Japanese flower arranging," it is a modern form of an ancient art of sculpture with living materials. Beginner students will be introduced to the traditional principles and aesthetic disciplines, combined with creative energies to capture, express and enhance natural beauty.

**\$290.00**



## **PHOTOGRAPHY & DIGITAL ARTS**

### ***The Fine Art of Black & White Photography and Darkroom***

Bruce Dunbar

**Wednesday | 9:30 AM - 12:30 PM**

**6 Weeks: July 9 - August 13**

#### ***ALL LEVELS***

This is an all level course for those wishing to learn or refine their techniques and ideas. Emphasis is placed on the printing process and presentation of images. Demonstrations, critiques, and slide lecture presentations will be given as a means to investigate creativity, as well as to gain insight into creating ideas and understanding concepts of b/w photographs. Some assignments will be given. Students are encouraged to make their own assignments and do work outside of class.

**\$455.00**



### ***Introduction to Photoshop: Body Positive Character Design***

Bridget Pavalow

**Friday | 9:30 AM - 12:30 PM**

**6 Weeks: July 11 - August 15**

#### ***LEVEL: BEGINNER***

This character design course cordially invites you to unlock your artistic skills and uncover the capabilities of Photoshop. Students will gain hands-on experience in the use of Photoshop's tools, while delving into character design. We will celebrate diversity and inclusivity by using various shapes and sizes to build an authentic and unique digital character. Experimenting with color theory, light, shadow and much more will add life and personality to your characters. By the end of the class, you will have created a fun and meaningful character design and gained the confidence of a digital artist!

**\$350.00**



## **Intersection of Digital Art: Nature Journaling and Digital Collage**

Bridget Pavalow

**Sunday | 9:30 AM - 12:30 PM**

**6 Weeks: July 13 - August 17**

**LEVEL: BEGINNER**

Strike a balance between traditional arts practices and the ever expanding world of digital arts processes. Students will learn to appreciate nature by stepping away from screens and observing the world around them. Using mediums such as pastels & watercolors students will capture the beauty of nature in a personal sketchbook. They will then take their drawings and paintings back to the computer lab, to create beautiful digital collages, using Photoshop. Students will have the opportunity to develop basic Photoshop skills, while incorporating hands-on traditional arts mediums, with a focus on observation in nature.

**\$350.00**



## **MIXED MEDIA & COLLAGE**

### **Hot Nights! Painting with Hot Wax**

Nash Hyon

**Monday | 6:00 PM - 9:00 PM**

**8 Weeks: June 23 - August 11**

**ALL LEVELS**

Get ready to turn up the heat in this fun and immersive 8-week encaustic painting class! Whether you're brand new to working with wax or already have some experience, there's something for everyone. We'll start with the basics for beginners, while those familiar with encaustic can dive right in. You'll get to explore this unique medium, experiment with layering and texture, and even mix in collage and other materials to create one-of-a-kind pieces. It's all about experimenting, playing with texture, and letting your creativity flow—no pressure, just good vibes and great art!

**\$480.00**





## **Exploring Mixed Media**

Natasha Karpinskaia

**Wednesday | 6:00 PM - 9:00 PM**

**8 Weeks: June 25 - August 13**

### **ALL LEVELS**

It is a very playful class, and yet serious. Through mixed media we see familiar forms and textures anew. We will experiment with different mediums, techniques and materials to juxtapose textures and forms on various surfaces - painting, drawing, prints, collage, found or recycled things.

We will work with stencils, stamping, oil pastels, crayons, pencils, collage, image transfer, etc. The combinations are endless, but the main idea is to combine and layer materials to create unique works. Various approaches will be demonstrated, and both figurative and abstract imagery will be used. Mixed media is a great way to discover oneself and discover one's own individual style. No prior experience is required, and all levels are welcome.

**\$490.00**



## **Botanical Printing: An Exploration of Eco Printing**

Bonnee Pecquex

**Wednesday | 1:00 PM - 3:00 PM**

**6 Weeks: July 9 - August 13**

### **ALL LEVELS**

Plant materials offer an abundant and inspiring source for artistic creation, with endless possibilities to incorporate the beauty of nature into creative projects. In this course, we will explore a variety of techniques to integrate botanical elements into art, focusing on methods that produce the most vibrant and successful prints. Through an in-depth study of Eco Printing, the classes will cover; creating natural plant dyes, bundle dyeing, and the processes of scouring and mordanting fabric to prepare it for bonding with plant materials. The result will be stunning, one-of-a-kind prints that celebrate the artistry of nature.

**\$395.00**

## **Altered Book: Collage & Mixed Media**

Janet Warner

**Thursday | 6:30 PM - 9:30 PM**

**6 Weeks: July 10 - August 14**

### **ALL LEVELS**

This course is designed to unleash your creativity in collage techniques, mixed with other mediums. Creating unique works to have as standalone collages or to create a collage book journal with an old book. Over several weeks we will investigate various techniques, such as close cutting, tearing, color blocking, and painted collages. You'll discover how to layer materials and incorporate color, text, and found items for a dynamic visual effect. Collaging with paint, pen and other materials. Those who want to create a journal with an old book will learn how to convert a vintage book into a collage journal. We'll prep pages by discussing which to remove and how many to glue together, allowing for fun subtractive elements like pockets and secret doors. You'll also gain hands-on experience with best practices for cutting and gluing pages. By the end of the course, you'll leave with the skills and inspiration to continue exploring your creativity long after the session has ended. This is a fantastic opportunity to express yourself in a playful and reactive way, making art that resonates with you.

**\$390.00**

# ADULT WORKSHOPS



## PAINTING & DRAWING

### ***One Night Stand: Fluid Acrylic Pours***

Nash Hyon

**Friday | 7:00 PM - 9:00 PM**

**1 Day: June 27**

**Friday | 7:00 PM - 9:00 PM**

**1 Day: July 25**

Come learn the techniques, tips and tricks of acrylic pours in this fun, interactive workshop. Learn various techniques to create abstract paintings without any painting experience. Each person will do two different pours on canvas that create multi-colored abstract designs.

**\$75.00**

### ***Learning from Clouds***


Jill Nichols

**Saturday | 10:00 AM - 3:30 PM**

**1 Day: June 28**

John Ruskin's, (19th century art critic), words still hold, "It is a strange thing how little in general people know about the sky. It is the part of all creation in which nature has done more for the sake of pleasing man(kind), more, for the sole and evident purpose of talking to him and teaching him, than in any other of her works, and it is just the part in which we least attend to her. And yet we never attend to it, we never make it a subject of thought..." In this workshop, we will give clouds their due. Jill will demonstrate cloud structures with the use of subtle values and colors. Followed by students creating several cloud studies. Clouds are the essential ingredient in any landscape painting and lend themselves well to abstractions.

**\$175.00**



### ***Loosen Up!***

Souby Boski

**Sunday | 11:30 AM - 3:30 PM**

**1 Day: June 29**

Students will learn how to loosen up and apply their paint in a more gestural, painterly manner. Techniques and observations on what it will take to "loosen-up" your paintings. Nearly all of these tips have a common denominator - simplification. The more you simplify what you do, the more it frees your mind to concentrate on staying loose. Students will practice using bigger brushes, more paint and working faster. We will take color to new unexpected places, departing from realism.

**\$145.00**

## **Interpreting the Landscape: Seeing Beyond the Photo Workshop**

Joseph Fama

**Saturday | 10:00 AM - 12:00 PM**

**2 Days: July 5 & July 12**

Painting from a photo reference is about more than replicating every detail from a photo; it's about discovering your artistic voice and creating a dynamic composition that tells a story. In this course, students will learn to define a strong focal point and compose a compelling scene. Starting with their own photographs as references, students will create value sketches to develop their ability to SEE and understand light, shadow, and contrast. These sketches will serve as guides for their final paintings. Participants will also explore essential techniques for setting up a landscape painting palette, understanding and expressing color, and using soft and hard edges to guide the viewer's attention. Through a combination of lectures, demonstrations, and individualized instruction, students will gain the skills and confidence to create expressive, evocative landscapes that reflect their unique perspective.

**\$145.00**



## **Figure Abstract Painting**


Natasha Karpinskaia

**Thursday | 10:00 AM – 3:00 PM**

**1 Day: July 10**

This workshop is designed for painters interested in exploring more deeply the fundamental elements that come together to create a successful abstract painting working with the figure model. There will be a focus on building a personal abstract language, as students will be given ample time to work independently with their own materials. There will be discussion of the work throughout class, as well as group critiques.

**\$165.00**



## **Introduction to Oil Painting: The Still Life**

Josephine Robinson

**Saturday, Sunday | 9:30 AM - 1:30 PM**

**2 Days: July 12 - July 13**

"The Still Life" as subject matter, has served artists as a vehicle for exploring ideas of form, composition and color, over centuries. In this 2 day workshop, students will be introduced to these same ideas, whilst learning to paint, using oil paints. Those students who already have some skill with painting can use this course to practice and improve their skill level. Beginning students will learn some basic methods of measuring, in order to obtain an accurate portrayal of the objects. Measuring, greatly aids the ability, to attain a strong sense of composition, in the painting. Students will complete a monochromatic study. This will enable students to examine ways of applying paint to the canvas. Students will also mix a black, in order to understand color mixtures. Students will complete a still life painting in color. Teacher discussion and demonstration, will include, temperatures of colors, and a consideration of tonal values, to develop an atmosphere. To facilitate our discussions, students will be shown works from the great masters, along with works by contemporary artists, drifting away from the "traditional still life", to add a more modern dynamic.

**\$235.00**



### ***Plein Air Workshop***

Jill Nichols

**Saturday | 10:00 AM - 4:00 PM**

**1 Day: July 12**

Painting on location has been a part of the landscape tradition since its inception hundreds of years ago. Sketching and painting from observation are used by the artist to gain a better understanding of three-dimensional space, color, light, and composition. The workshop will include a lecture on historical and inspiring landscape artists and sketching and painting demonstrations. A basic understanding of painting in your medium is best. All mediums are welcome, including oil, acrylic, watercolor, and pastels.

**\$195.00**

### ***Abstract Drawing***

Natasha Karpinskaia

**Thursday | 10:00 AM – 3:00 PM**

**1 Day: July 17**

Drawing has been a simple, spontaneous, and natural process since the dawn of the human race. Drawing is a form of self-expression, it opens up a lot of possibilities. This workshop will introduce various ideas regarding the drawing process and will focus on emphasizing line and mark, rather than rendering a specific object. We will explore quick and simple exercises to encourage artists to work on instinct and feeling.



**\$165.00**

### ***Abstract Landscapes & Beyond***

Natasha Karpinskaia

**Saturday, Sunday | 10:00 AM – 3:00 PM**

**2 Days: July 19 – July 20**

Abstract landscapes are inspired by what exists in real life but are intentionally different, with a focus on basic forms rather than literal interpretations. The natural world has always been a source of wonder and abstract landscapes offer a new way to see it. The approaches to creating an abstract landscape can include simplifying, flattening, or distorting the shapes: reducing the elements, changing naturalistic color to non-literal or symbolic choices, etc. No prior experience required. Suitable for artists who never painted landscapes and for experienced landscape painters.

**\$330.00**

### ***Introduction to Encaustic Painting (Hot Wax)***

Nash Hyon

**Saturday | 10:00 AM - 3:00 PM**

**1 Day: July 19**

Love how encaustic paintings look? Want to know more about it and try it out without a large investment of time or materials? In this workshop you will learn all the basics including, tools, techniques, and safety. After demonstrations, you will have time to work hands-on with this unique and historic medium that is gaining popularity among all types of artists. The school will supply all of the equipment. Please see our website for additional materials you should bring.

**\$185.00**

### ***The Art of Miniature Painting***

Natasha Karpinskaia

**Thursday | 10:00 AM – 3:00 PM**

**1 Day: July 24**

Miniature is a genre that focuses on art that is much smaller than usual size. In this workshop we will explore fine line drawing and painting of miniatures. Participants will create artwork on a very small scale, not larger than 2x2 or 4x4, and learn how it can completely change sensibility. Special exercises and techniques will be introduced that can be helpful in, for example, creating art while traveling. No prior experience necessary.

**\$00.00**



### ***One Night Stand: Painting the Masters***

Nash Hyon

**Friday | 7:00 PM - 9:00 PM**

**1 Day: August 1**

Learn to work with acrylic paints by painting your own version of a famous artist's painting. Art students have been doing this for generations and we will show you how to transfer the image along with basic acrylic painting techniques. You don't need to know how to draw! In the past we have done paintings by Van Gogh and Cezanne and Georgia O'Keefe. Have fun and create your own masterpiece! Materials are included.

**\$75.00**

### ***Abstract Flowers with Different Textures***

Natasha Karpinskaia

**Thursday | 10:00 AM – 3:00 PM**

**1 Day: August 7**

Flowers are not only beautiful and colorful but also visually very abstract, and therefore lend themselves nicely to abstract painting. In this workshop through series of assignments, exercises and demos we will create exciting paintings based on flowers of your choice. We will also explore various textures to enhance the work and make it more appealing. Suitable for any level of artists.

**\$165.00**



### ***Painting Your Narrative: Illuminated Memories as Your Own Aesthetic***

Dmitri Wright

**Saturday, Sunday | 10:00 AM – 4:00 PM**

**2 Days: August 9 – August 10**

Discover how to transform your most cherished memories into vibrant, soul-filled works of art. In this inspiring hands-on workbook, master artist Dmitri Wright guides you through a joyful journey of reflection, sketching, color discovery, and expressive painting. Learn how to paint from your heart, trust your intuition, and celebrate the good, the beautiful, and the true through your own artistic language. Whether you're a beginner or an experienced painter, *Painting Your Narrative* invites you to illuminate your life story in brushstrokes of light and love.

**\$455.00**

## **Abstract Painting: Dynamics of Symbols and Color in Composition Workshop**

Dmitri Wright

**Saturday, Sunday | 9:00 AM – 4:00 PM**

**2 Days: August 16 – August 17**

Reveal the unseen through lyrical abstraction—where color, form, and personal essence converge into pure expression. Awaken the poet within your brush. In this course, abstraction becomes a means to reveal the unseen—transforming the figure, landscape, or floral subject into a lyrical expression of personal vision, temperament, and aesthetic beauty. Through presentations on color theory and compositional structure, alongside playful exercises that encourage working on a larger scale, students will deepen their understanding of the dynamic relationship between symbol, form, and color.

**\$455.00**



## **One Night Stand: Fluid Acrylic Pours II**

Nash Hyon

**Friday | 7:00 PM - 9:00 PM**

**1 Day: August 15**

Students should have experience with Acrylic Pours, Prior attendance in Fluid Acrylic Pours I is highly suggested. Loved doing fluid acrylic pours? Acrylic Pours II will go beyond the "dirty" pour technique to two new ways to create unique, multi-colored abstract designs on canvas.

**\$75.00**



## **CERAMICS**

### **Raku Workshop**

Jon Puzzuoli

**Friday | 1:00 PM - 8:00 PM**

**1 Day: June 27**

**Sunday | 10:00 AM - 5:00 PM**

**1 Day: June 29**

**LEVEL: INTERMEDIATE - ADVANCED**

Students bring their bisque pieces and spend the day glazing and firing in the raku kiln. We will do a combination of firings: traditional raku, and fuming techniques using horsehair and feathers. Students should use white stoneware clay, which may be purchased in advance. Pieces can be bisque fired in Silvermine's kiln two weeks prior to the date of the workshop. We will accommodate as many firings as the day allows. Expect to get at least 5 medium size (approximately 8 x 8 x 8 inches would be considered medium size) pieces fired. Pieces should be based on cylindrical forms, not flat, or over 10 lbs.

**\$260.00**



### ***One Night Stand: On the Potter's Wheel***

Jon Puzzuoli

**Friday | 7:00 PM - 9:00 PM**

**1 Day: July 11**

**Friday | 7:00 PM - 9:00 PM**

**1 Day: July 25**

Join us for a fun evening out with friends or family! The evening will start with a wheel throwing demonstration followed by an opportunity for you to learn how to throw on the potter's wheel. You'll create your very own bowl(s) which we will glaze and fire for you to pick up at a later date. We promise you'll have a blast and it will be a different experience for you. Bring a friend, family member or a date, and enjoy the evening. The pieces will take four to six weeks to fire, and the school office will notify you when pieces are ready to be picked up.

**\$75.00**



## **PRINTMAKING**

### ***One Night Stand: Gel Plate Printing***

Nash Hyon

**Friday | 7:00 PM - 9:00 PM**

**1 Day: July 11**

**Friday | 7:00 PM - 9:00 PM**

**1 Day: August 8**

No experience needed! In this new, fun two hour workshop we will experience the magic of printing in multiple colors, design, textures and transfers using the gel plate. With water based paints multiple layers will be created by printing the same paper over and over. When these dry, the prints may be used for collage, cards, gift wrap or framed as finished artwork. You will be amazed at what you can make during the two hours of this workshop.

**\$75.00**

### ***Introduction to Relief Printmaking***

Evelyn Harvey

**Sunday | 1:00 PM - 4:00 PM**

**1 Day: July 17**

**Sunday | 1:00 PM - 4:00 PM**

**1 Day: August 3**

An introductory workshop to the process of relief printmaking. Using a linoleum block, design and carve your own image to print on paper. The workshop reviews what printmaking is, how to handle the carving tools, creating an image through relief, registering paper, and printing. This workshop is geared for those who want to explore the process and understand the steps and tools required.

**\$75.00**



## **METAL & SCULPTURE**

### ***Sundays at Silvermine: Forging a Steak Turner***

Leon Husock

**Sunday | 2:00 PM - 6:00 PM**

**1 Day: June 29**

Flip your steaks on the grill in style with your own hand-forged steak turning tool. Students will learn basic forging technique and safety, after which they will forge and finish their own steak turner (a long tool with a small hook on one end for flipping food while grilling). Students should wear cotton clothing, long pants, and closed-toed shoes.

**\$125.00**

### ***Silvermine Saturday: Forging a Bottle Opener***

Leon Husock

**Saturday | 1:00 PM - 5:00 PM**

**1 Day: July 12**

Be the life of the party with your own hand-forged iron bottle opener! Class will start with a demonstration on how to use a forge, anvil, and blacksmith's hammer, after which students will learn how to forge a decorative bottle opener that they will finish and take home that same night.

**\$125.00**



### ***Sundays at Silvermine: Forging a Hook***

Leon Husock

**Sunday | 2:00 PM - 6:00 PM**

**1 Day: August 3**

An evening of fire and fun! Students will explore the ancient art of blacksmithing, heating and forging steel with a hammer and anvil to create a decorative wall hook. The class will begin with a demonstration on how to use a forge and anvil, after which you will forge and finish a hook to take home that same night. Students should wear cotton clothing, long pants, and closed-toed shoes.

**\$125.00**



## **JEWELRY & METALSMITHING**

### ***Adventures in Enameling for All Levels***

Gail Bradshaw

**Thursday | 10:00 AM - 3:00 PM**

**2 Days: June 26 - June 27**

**Thursday | 10:00 AM - 3:00 PM**

**2 Days: July 17 - July 18**

This workshop is an introductory workshop perfect for those who have always wanted to explore enameling or for those who wish to refine their skills. Discover the magic when you combine grains of glass, metal and heat - a fun mixture of design and happenstance. Explore traditional and experimental techniques and get great results, even if it's your first time. No experience required!

**\$295.00**

### ***Keum-boo Technique***

Gail Bradshaw

**Thursday | 10:00 AM - 3:00 PM**

**2 Days: July 10 - July 11**

Keum-boo is a beautiful and cost-effective way to add gold to your jewelry. In this Korean technique, thin 24k gold is applied to silver with pressure and heat, creating a permanent diffusion bond. Included in the cost of the class is one-quarter of a sheet of Korean gold keum-boo foil. Please bring sterling silver and/or fine silver to which to fuse the gold.

**\$395.00**



## **SPECIAL STUDIES**

### ***One Night Stand: Unique Paper Flowers***

Nash Hyon


**Friday | 7:00 PM - 9:00 PM**

**1 Day: July 18**

Using simple materials we will create several different paper flowers in this workshop. No experience needed and once you learn the basics many different types and sizes of flowers can be created. Go beyond nature with custom colors and patterns- just have fun!

**\$75.00**





## **PHOTOGRAPHY & DIGITAL ARTS**

### ***Take Great Videos with your Smartphone***

Peter Glass

**Saturday | 1:00 PM - 4:00 PM**

**1 Day: July 26**

Unlock the full potential of your smartphone and transform your ideas into captivating videos for personal projects, social media, documenting events, or even small business marketing. This hands-on course is designed for those eager to learn the essentials of shooting high-quality videos using just their smartphone. Whether you're a beginner or looking to sharpen your skills, this class will guide you through the entire process – from learning the basics of your smartphone's video camera to working with a high quality (and free!) editing program to produce your final, polished video. Everything necessary for creating wonderful smartphone videos will be addressed, including: Locating and learning about the various video camera controls on your smartphone Discussing the best settings for those video camera controls How specific camera accessories can greatly improve the quality of your videos Specific steps to follow when getting ready to shoot Specific steps to follow while shooting your video The art of composition – how to frame your shots and manipulate your camera for more visually engaging videos AND, an introduction to a great editing program for turning your raw footage into a polished video production A very complete handout will be distributed on arrival. It contains lots of information and will greatly simplify the process of understanding what's being taught in class. You'll also find it quite useful for review after the class ends.

**\$160.00**

### ***Fast Track from AUTO to MANUAL on your 35mm Camera***

Peter Glass

**Saturday | 1:00 PM - 4:00 PM**

**1 Day: August 2**

Learn to master MANUAL mode on your 35mm digital camera in just 3 hours! Take full control of aperture, shutter speed, ISO and more for photos that reflect your creative vision. This hands-on workshop covers essential techniques, camera handling, and key settings to get you off AUTO and shooting with confidence. A detailed handout simplifies learning and supports your progress during and after class. Unlock your camera's full potential and elevate your photography!

**\$160.00**

