

Silvermine

**Fall
2025**



**This world
is but a canvas
to our
imagination**

~ Albert Einstein

**Silvermine
School of Art**

Fall Session

September 8 - November 30

Courses and workshops for adults & youth

Online Registration Opens: July 29, 9:00am

School Closed: Yom Kippur - October 1

Thanksgiving - November 27

Christmas - December 25

Winter Session

January 5 - March 15

Courses and workshops for adults & youth

Online Registration Opens: November 18, 9:00am

School Closed: Martin Luther King Jr Day - January 19

President's Day - February 16

School Office Hours

Monday – Friday

Hours: 9:00 AM – 5:00 PM

Phone: 203-966-9700, ext. 110

1028 Silvermine Rd, New Canaan, CT

The school office is the grey house, located across the street from the main building, to the left of the Silvermine Market.

Registration Information

Need Help Choosing a Course?

If you need assistance in your selection, contact the school office: 203-966-9700, ex.2 or schoolregistrar@silvermineart.org

How to Register?

Online: www.silvermineart.org

Phone: 203-966-9700, ext. 110

No in person, emails or fax registrations.

Want to Register Early?

Become a Silver Benefactor today! Donations totaling \$1,000 or more annually entitle you to register before the general public.

[CLICK HERE](#) to make your donation.

Give the Gift of Art

Gift Certificates for workshops and courses are available in any denomination. Call 203-966-9700 ext.2 to make your purchase.



General Studio Policies

View the full list of studio policies - [CLICK HERE](#)

Studio scheduling is at the discretion of Silvermine Art Center. Students attending programs are permitted to use the facilities during scheduled program times only.

- Arrival/Set Up
- Departure/Clean Up

Enrollment & Withdrawal Policies

Policies regarding withdrawals and reimbursements vary based on program type (courses, workshops, summer art studios). Please be sure to familiarize yourself with all applicable policies prior to your registration.

[CLICK HERE](#) for the full list of policies:

- General Registration Policies
- Reimbursement Options
- *Reimbursements for Courses*
- *Reimbursements for Workshops*
- Photograph & Video Waiver Release



Course Levels

Beginner (for students with little to no experience)

Intermediate (for students with a strong grasp of basic techniques)

Advanced (for students with significant experience and ability to work with some independence)

All Levels (for beginner, intermediate and advanced students)



Contents

Private Lessons, Birthday Parties,
Open Sketch, Gallery

[3](#)

Adult Courses [4-26](#)

Drawing & Painting [4-14](#)

Ceramics [15-17](#)

Printmaking [17-18](#)

Metal & Sculpture [18-21](#)

Jewelry & Metalsmithing [21-22](#)

Special Studies [22-23](#)

Photography & Digital Arts [23-25](#)

Mixed Media & Collage [25-26](#)

Adult Workshops [26-46](#)

Youth Courses [47-52](#)

Youth Workshops [53-55](#)

Private Lessons

Silvermine offers private lessons to students ages 4 and up in one-on-one sessions or for groups up to 18 participants [CLICK HERE.](#)

Birthday Parties

Have a unique and memorable art party for your child! Children ages 3 to 15 can experience the arts in an actual art studio. Choose from a variety of art projects and themes to have your child and their friends create a one-of-a-kind piece of art. For more information [CLICK HERE.](#)



Open Sketch

These sessions are open to the public, ages 16 & up and provide the opportunity to work from a live model, in the artist's preferred medium.

Open Sketch sessions are all walk-in. Students work independently, no instruction provided. Payment is made in CASH or CHECK (exact change only). There is no payment through credit card. For more information [CLICK HERE.](#)

Schedule:

Monday: 1:00 PM – 4:00 PM | **\$25.00**

Friday: 10:00 AM – 3:30 PM | **\$35.00**



Gallery

We invite you to come visit our five galleries, with free admission, presenting exhibitions by emerging and established contemporary artists; a permanent collection of original prints; and an outdoor Sculpture Walk that blends art and nature.

Gallery Hours:

Tuesday - Saturday: 10:00 AM – 4:00 PM

Sunday, Monday: Closed



ADULT COURSES



PAINTING & DRAWING

Basic Techniques of Watercolors

Alex McFarlane

Monday | 9:30 AM - 12:30 PM

12 Weeks: September 8 - November 24

LEVEL: BEGINNER - INTERMEDIATE

This course is for beginners and experienced students who want to progress. Watercolor painting is about technical skills that can be learned. There will be a demonstration at the beginning of each class. How to relax and be comfortable while using watercolors is encouraged. In addition, inventive compositions for still life, figure and landscape will be encouraged.

\$640.00

Copying from the Masters

Justin Wiest

Monday | 9:30 AM - 12:30 PM

12 Weeks: September 8 - November 24

LEVEL: INTERMEDIATE - ADVANCED

Copying old master works was a time-tested tradition throughout the ages. Students will work from high quality reproductions and be led through a step-by-step approach to thinking and working in the old master manner. Beginning with the drawing, then capturing and slowly building the layers of paint with glazes mixed with chalk and oil, students will learn the full process, which they can then introduce into their own methods of painting. Reproductions will be provided for the students.

\$640.00

Foundational Painting I

Rick McCollum

Monday | 1:00 PM - 4:00 PM

12 Weeks: September 8 - November 24

LEVEL: BEGINNER

This class will concentrate on the fundamentals and processes of representational painting. Emphasis will be painting from the still life and photos. Students will learn how to analyze, interpret and apply light to form and space. Class objectives are learning how to use the tools of painting: brushes, how to mix paint, learning value, (the lightness and darkness of an object), using edge control, (soft or hard edges when painting), the properties of color, painting multiple objects with a focal point or points, pictorial composition, painting highly reflective objects like glass and metal, painting a portrait, lighting and photographing the human head, and learning to mix flesh tones. There will be instructor demos and handouts along with individual student guidance. No prior painting experience is necessary, but some drawing ability is needed.

\$640.00

Introduction to the Art of Drawing

Alex McFarlane


Monday | 1:00 PM - 4:00 PM

12 Weeks: September 8 - November 24

LEVEL: BEGINNER - INTERMEDIATE

We begin by learning how to measure using our eye, how to create the proportions of our subject. When applying these methods of measurement and proportion, we give drama and expression to our drawings. Learn about shading, perspective and composition. Subjects include basic forms, the figure, portrait and landscapes. Every class will start with a demonstration and individual attention is given to each student.

\$670.00



Encaustic (Hot Wax) Painting for Beginners

Nash Hyon

Monday | 7:00 PM - 9:00 PM

4 Weeks: September 8 - October 6

LEVEL: BEGINNER

Explore the medium that works with a mixture of beeswax and pigment, giving your paintings a beautiful surface and depth. Learn the techniques, methods and history of the medium. A demonstration will start each class, followed by time to experiment or create your own painting, with individual instruction. No painting experience necessary. The school will supply major equipment. Other supplies can be purchased locally or online. This is a small class that gives students individual attention. **class will not meet on Sept.22**

\$240.00

Precursor to Portraiture: Head Painting

Rick McCollum

Tuesday | 9:00 AM - 12:00 PM

12 Weeks: September 9 - November 25

ALL LEVELS

This class will concentrate on painting the human head. Topics covered will be a review of the basic proportions and structure of the head. The major planes and shapes of the head and how the features are set into the skull in terms of construction. Students will learn preferred lighting techniques to be able to take their own photos to use as good painting and drawing reference. How to mix flesh tones and blocking in values along with edge control will be discussed. There will be demos, handouts and individual guidance by the instructor.

\$670.00

Painting Animals in Oils

Felicia Feldman


Tuesday | 9:30 AM - 12:30 PM

12 Weeks: September 9 - November 25

ALL LEVELS

This class will focus on everything from structure, form, and textures of different types of animals. We will be using a more direct approach to painting, with a simple under-drawing to start. The first half of the semester will have a demonstration by the instructor where each student can follow along step by step. The second half of the semester students will work independently on their favorite animal of choice. Every class will have individual guidance and critique from the instructor. Students have the option to work in traditional or water mixable oils.

\$640.00



Drawing Process & Materials

Justin Wiest


Tuesday | 9:30 AM - 12:30 PM

5 Weeks: September 9 - October 7

ALL LEVELS

"Drawing is the probity of Art.." is as true today as when Ingres declared it two hundred years ago. The class will investigate the harmonic expression of lines combined with the poetic power of tone. The class will have a running discussion on how drawing informs other media such as print making, painting, and sculpture. Class topics will include landscape, still life, and portrait. Various drawing materials are suited for varying tasks. These materials include: graphite/charcoal, pen/ink, metal point, and conte crayon. We will see what media works best for landscape, still life, and figure. The instructor will give demonstrations and provide samples.

\$350.00



Old Master Techniques in Oils

Felicia Feldman

Tuesday | 1:00 PM - 4:00 PM

12 Weeks: September 9 - November 25

LEVEL: INTERMEDIATE - ADVANCED

From the initial drawing to the final details, this class will demystify the techniques of the Old Masters from the Renaissance to the late 1800's. The first half of class, students will learn one of these techniques step by step with the instructor demonstrating. The last half of class, students will apply this technique to their own personal subject matter. We will focus on a different technique each semester, and students who have taken the class previously can then choose which technique they'd like to focus on for their personal projects. Techniques to be explored can include open grisaille, closed grisaille, brunaille, verdaccio, ebauche.

\$640.00

Foundational Landscape Painting

Rick McCollum

Tuesday | 1:00 PM - 4:00 PM

12 Weeks: September 9 - November 25

ALL LEVELS

This class focuses on the foundational principles of landscape painting. Students will learn the three main components of the landscape. Also how to create depth using color and tonal values. Understanding and applying aerial perspective, seeing and depicting light and shadow on forms, how to use rules/tools of landscape composition and using different brush strokes to depict various textures in nature will be covered. Concepts from representational to impressionism and their use in the modern landscape will be discussed. There will be instructor demos, handouts and individual guidance.

\$640.00



The Art of Still Life Painting

Justin Wiest

Tuesday | 1:00 PM - 4:00 PM

12 Weeks: September 9 - November 25

LEVEL: INTERMEDIATE-ADVANCED

The class will investigate various styles of still life painting such as Dutch, French, and Impressionist. Each student will have their own setup which the instructor will help light and compose. Discussions of shape, color, and edges will start off each class. Still life is a great way to engage with the many topics that arise with oil, acrylic, and watercolor. The instructor will give technical demonstrations throughout the semester. Drawing experience is helpful.

\$640.00

Drawing in Harmony

Timothy Cronin

Tuesday | 6:30 PM - 8:30 PM

12 Weeks: September 9 - November 25

ALL LEVELS

In this course students will learn to draw using the mind, eye and hand in harmony. Students are encouraged to find their own 'voice' and 'story' within their drawings. Emphasis will be on observational drawing while learning composition, line, form and value. This Class is meant for all levels of artist. Beginners looking for foundational skills or experienced artists wanting to strengthen their craft.

\$515.00

Abstract Painting: Dynamics of Symbols and Color in Composition

Dmitri Wright

Wednesday | 9:00 AM - 12:00 PM

11 Weeks: September 10 - November 19

Wednesday | 1:00 PM - 4:00 PM

11 Weeks: September 10 - November 19

ALL LEVELS

Develop your own unique personal vision as an abstract painter and explore new ideas via the art of the creative process. Focus will be on the abstracted from the representative - figure, landscape or floral in applying one's personal perception, temperament and aesthetical beauty for more expressive freedom in chosen subject. There will be presentations of color and compositional theory, in addition to playful exercises in working large. Students at all levels are welcome to work in any medium of their choice. Bring an Artist Journal and any supplies you are already working in.

\$600.00

Painting 101: Foundation Painting

Alex McFarlane

Wednesday | 9:30 AM - 12:30 PM

11 Weeks: September 10 - November 19

LEVEL: BEGINNER - INTERMEDIATE

This course is for beginning and intermediate students who want to learn the techniques and procedures necessary for painting in oils or acrylics. Basic skills in drawing, composition, mixing and applying paint will be demonstrated. Subject matter will include still life, figure, portrait and landscape. You will be guided through the foundation steps towards a satisfying work of art.

\$640.00



Big Picture: Choose Your Theme Figure, Landscape, or Still Life

Alex McFarlane

Wednesday | 1:00 PM - 4:00 PM

11 Weeks: September 10 - November 19

ALL LEVELS

This course is ideal for someone who wants to start, execute and finish one painting or drawing. For the narrative artist, there will be a sustained pose for the entire session. The still life artist will have an individual set-up tailored to meet his or her needs. For the landscape artist, there will be individual guidance in making nature look natural. There will be demonstrations.

\$600.00

The Art of Storytelling

Joseph Fama

Wednesday | 1:00 PM - 4:00 PM

8 Weeks: September 10 - October 29

LEVEL: INTERMEDIATE

Intermediate to advanced students will learn how to visually master storytelling through a structured, step-by-step process that uncovers the core narrative. They will develop the skills to illustrate and captivate a story using compelling visual elements. Students will begin by selecting a story source—such as a novel, magazine article, short story, or film. From there, they will create thumbnail sketches and gather visual research, gradually building toward a fully realized illustration that effectively conveys the essence of the narrative.

\$460.00



WOW! The Many Facets of Pen, Ink & Watercolor

Nancy McTague-Stock

Wednesday | 1:15 PM - 2:45 PM

11 Weeks: September 10 - November 19

ALL LEVELS

This course introduces you to the many possibilities inherent in using pen and ink along with watercolor! The focus will be on teaching you not only the basic techniques of each medium, but also to assist each student in creating work that is truly their own voice, not the voice of the instructor or anyone else! From landscape to floral to portraiture to abstraction, to illustrated writing/journaling, all genres of interest are welcome. My passion lies in bringing out the artist in YOU! Artists, dabblers, writers are all welcome to explore the virtues of pen and ink and watercolor, both separately and together, all while learning, sharing and having FUN!!! No experience required...just your energy and interest!

\$630.00

Portraiture: The Basics

Dennis Lyall

Wednesday | 6:00 PM - 9:00 PM

10 Weeks: September 10 - November 19

LEVEL: BEGINNER

Learn how to draw and paint the face and head. Explore how to compose a portrait and build your work with light, color, tone, shadow and volume. You will also learn how to best use your paints and materials, and mistakes to avoid.

\$610.00



Drawing Basics: Composition and the Still Life

Evelyn Harvey

Wednesday | 6:30 PM - 9:30 PM

8 Weeks: September 10 - November 5

LEVEL: BEGINNER

What's a dynamic composition? What makes it interesting? This course looks to review what a composition is, how best to frame and create visual engagement. Using life as drawing inspiration the class also is designed to develop basic drawing skills to create a three dimensional illusion on paper. The class explores line expression, line variation, scale and proportion, depth, composition, and value to render an image. A great class to take with painting or on its own. The course encourages group critique and discussion, and provides one on one instructor feedback. **class will not meet on Oct.1**

\$460.00



Talking Heads: Portrait Painting

Heidi Harrington

Thursday | 9:30 AM - 12:30 PM

10 Weeks: September 11 - November 20

ALL LEVELS

This course focuses on producing a more intimate view of a portrait. There will be individual attention as students work from a model in two five-week poses. Throughout the course, there will be short demonstrations and examples of different artist's work. Each session will focus on one pictorial objective, such as tone, composition and color, as well as a focus on individual facial features. It welcomes both beginners and experienced artists. **class will not meet on Oct.2**

\$685.00

Figure Drawing

Justin Wiest

Thursday | 9:30 AM - 12:30 PM

10 Weeks: September 11 - November 20

LEVEL: INTERMEDIATE - ADVANCED

Learn the human figure's complex construction while heightening your ability to draw a figure from observation. Working from the model, emphasis on gesture, balance and proportion will be stressed throughout to aid in the illusion of credibility posed figures. Students should leave this class with a better understanding of the figure's key landmarks, form sense and construction as well as a greater ability to render a figure from life and from memory. **class will not meet on Oct.2**

\$660.00

Acrylic Abstract Painting

Aleksandr Razin

Thursday | 1:00 PM - 4:00 PM

10 Weeks: September 11 - November 20

LEVEL: INTERMEDIATE - ADVANCED

Students will develop a working knowledge of abstract painting that challenges them to see and interpret in new ways. Using acrylics students will learn color, line, texture, movement, and form, through individual instruction. Creating a new painting is a challenging and unique experience, involving constant experimentation with intuition and automatism, taking you on a multidimensional journey of self-discovery. **class will not meet on Oct.2**

\$550.00

Color Theory Demystified

Eric Lee

Thursday | 6:00 PM - 9:00 PM

9 Weeks: September 11 - November 20

ALL LEVELS

Descending from a lineage of pioneering color theorists that dates back to the 1940's, the instructor will demystify and clearly explain how color can be applied for spectacular results. Students will learn about color and its many symbolic and expressive aspects. They will approach color as a phenomenon of light and learn about the three dimensions of color: Hue, Value and Saturation. Students will apply their learning about the aspects of color using acrylic paint, through painting exercises and creating exciting paintings. This also involves understanding the different ways colored paint is made and how their differing qualities influence mixture and application. **class will not meet on Sept.18**

\$500.00



Beyond a Pretty Picture

Alex McFarlane

Thursday | 7:00 PM - 10:00 PM

10 Weeks: September 11 - November 20

ALL LEVELS

You know you are good, but how do you get your painting to look like the vision in your head? This is tailored to the individual, from how you think about art to how you develop a personalized statement. Learn to analyze your vision and find a seamless balance between concept, composition and technique. **class will not meet on Oct.2**

\$550.00

Contemporary Impressionism and Beyond: Experience to Expression

Dmitri Wright

Friday | 9:00 AM - 12:00 PM

10 Weeks: September 12 - November 21

Friday | 1:00 PM - 4:00 PM

10 Weeks: September 12 - November 21

ALL LEVELS

Develop our own unique style while discovering the philosophy and techniques used by the impressionist masters. Such methods used by the impressionists were taken from the classical and today used by the modernists are the tools you will learn from illustrative to the abstract. Students from all levels and interests, as well as those working in all materials and methods are welcomed from classical to abstract. **class will not meet on Nov.7**

\$550.00

Abstract Painting

Natasha Karpinskaia

Friday | 9:30 AM - 12:30 PM

10 Weeks: September 12 - November 21

LEVEL: INTERMEDIATE - ADVANCED

This course will explore intellectual elements of abstraction, it is about ideas that are at the core of abstract imagery. It's objective is to learn how to transfer experiences, concepts and perception of the real world into abstract images. We will experiment with color, shapes, lines, and texture. Some demos, exercises and discussions will also be included. The class is suitable for those who have taken introductory painting courses and have the desire to explore abstraction. **class will not meet on Nov.7**

\$550.00

Abstract Painting Techniques

Eric Lee

Friday | 6:00 PM - 9:00 PM

9 Weeks: September 12 - November 21

LEVEL: BEGINNER

The purpose of the course is to learn how to engage abstraction through painting in acrylic paint. Students will be guided in some of these approaches through the context of art historical examples. They will also be encouraged to discover their own personal approach to abstract painting. The ideas and techniques that students will learn are: absolute abstraction, geometric abstraction, organic abstraction, and other process-based abstraction. To achieve certain results, students will be learning new and unique approaches that depart, sometimes wildly, from traditional painting methods. For some techniques, students will be dripping, pouring, splattering, and squeegeeing paint so be ready to be messy! **class will not meet on Sept.19, Nov.7**

\$500.00

Drawing & Painting in Combination

Alex McFarlane

Saturday | 9:30 AM - 12:30 PM

11 Weeks: September 13 - November 29

ALL LEVELS

This course is designed to instruct students in the fundamentals of drawing, composition and the basic techniques of painting. Mixing and applying paint will be demonstrated. Subjects such as still life, figure and landscape will be covered. Those who wish to draw exclusively are guided from a beginning thumbnail to a finished presentation. Likewise, the painters will learn their craft step-by-step. **class will not meet on Nov.8**

\$600.00

Drawing on Location: Urban and Natural Landscapes

Timothy Cronin

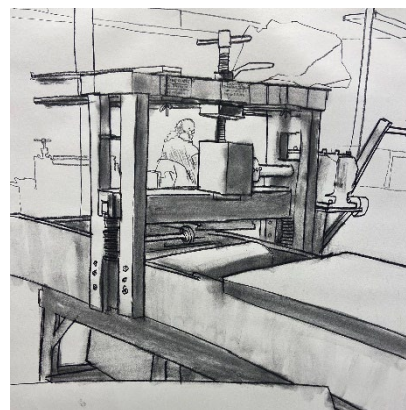
Saturday | 10:00 AM - 1:00 PM

5 Weeks: September 13 - October 11

ALL LEVELS

This class will take place at various locations around Lower Fairfield County, with a focus on enhancing on-site drawing skills. Students will learn to use composition, line, and value to capture the mood and story of each unique place. Each session will begin with a brief instructional overview, followed by individual work time where the instructor offers personalized feedback and support.

\$320.00



Learn to SEE Before You Start a Painting

Joseph Fama

Saturday | 1:00 PM - 4:00 PM

6 Weeks: September 13 - October 18

ALL LEVELS

Learn to create compelling paintings by starting with strong composition and clear intent. This course focuses on understanding values before color and building a painting around a focal point. Students will combine elements from two or three photo references through thumbnail sketches to design a balanced, engaging composition. Subjects might include everyday scenes like friends on a park bench, a beach reader, or a pet in the yard. Acrylics will be used throughout the course. Perfect for artists looking to strengthen their compositional skills and bring more purpose to their work.

\$360.00

Watercolor Landscapes

Wendy MacCordy

Tuesday | 9:30 AM - 12:30 PM

10 Weeks: September 16 - November 25

ALL LEVELS

The fundamentals of watercolor will be taught and the emphasis will be on becoming comfortable with the spontaneous nature of the medium. We will focus on how to capture light filled landscape paintings by using the white of the watercolor paper.

Demonstrations will be given at the beginning of each class. Bring your own landscape photographs as a reference.

\$550.00



Painting with Encaustics

Nash Hyon

Wednesday | 1:00 PM - 4:00 PM

8 Weeks: September 17 - November 5

LEVEL: ADVANCED

This class is for students with encaustic experience who want to continue their practice with this medium. Qualifying experience includes having taken the mini-course Encaustic Painting for Beginners. Consideration will also be given to students who have attended the workshop, Introduction to Encaustic Painting, or a 2 hour private session with Nash or with another encaustic instructor, this is not a class for beginners. During class we will focus on each students skills going beyond the basics, content driven series and professional development.

\$500.00

Broaden the View

C.J. Guerin

Thursday | 9:30 AM - 12:30 PM

6 Weeks: September 18 - October 30

ALL LEVELS

This class will move beyond the usual ways of image making in landscape and still life. We'll expand our ways of "seeing" through drawing, painting, collage, and 3D giving new possibilities to our inner expression. There will be time, during the sessions, for students to pursue their own work with the teacher's guidance. This class is an opportunity to overcome any artist block, and explore. All levels welcome in oil, or any water based mediums.

class will not meet on Oct.2

\$360.00

Basic Drawing & Painting

C.J. Guerin

Thursday | 1:00 PM - 4:00 PM

6 Weeks: September 18 - October 30

LEVEL: BEGINNER

This course is for the beginner or returning student to learn the fundamentals of drawing and painting. We begin with basic sketching techniques enabling students to accurately record what they see, and the second half of the course will introduce painting, color mixing, paint application, glazing, texture, and aerial and linear perspective. These sessions will be aimed at creating a still life and landscape. **class will not meet on Oct.2**

\$360.00



Pastel Painting

Nomi Silverman


Thursday | 1:00 PM - 4:00 PM

8 Weeks: September 18 - November 13

ALL LEVELS

Explore the radiant colors of pastels while experimenting with papers and techniques. This course will offer a comprehensive foundation for both beginners and those who wish to enhance their skills. Explore color, value, composition, and concept as well as different drawing finishes and materials. Working individually with the instructor, students will move beyond drawing to render objects accurately and will come to view drawing as a challenging vehicle of both form and narrative. **class will not meet on Oct.2**

\$460.00



Quick Sketch Gesture Drawing

Jonathan DeLoca

Wednesday | 9:30 AM - 12:30 PM

8 Weeks: September 24 - November 12

ALL LEVELS

Loosen up your figure drawing and have some fun doing it! In this lively class, we'll explore the art of quick sketching using the Frank Reilly method—a structured approach that uses flowing rhythms to keep your drawings energetic and dynamic. With short timed poses and easy-to-follow exercises, you'll build confidence, improve your eye, and capture the human form with style and motion. No pressure, all levels welcome—just bring your curiosity and a charcoal pencil!

\$595.00

Reimagining the Landscape: Modern Masters in Acrylic

Nash Hyon

Thursday | 1:00 PM - 4:00 PM

6 Weeks: September 25 - November 6

LEVEL: BEGINNER

Explore the evolution of modern landscape painting in this six-week, beginner-friendly acrylic painting class. Each week, you'll dive into the work of a groundbreaking artist—Van Gogh, Cezanne, Monet, and Turner—who helped redefine how we see and paint the natural world. Learn techniques like expressive brushwork, compositional shifts, atmospheric glazing, and abstracted forms, all while experimenting with vibrant color and plein air approaches. Inspired by these modern masters, you'll then create an original landscape painting that reflects your own artistic voice.

\$400.00



Artists Ahoy! The Magic of Seascapes

Dennis Lyall

Monday | 1:00 PM - 4:00 PM

8 Weeks: September 29 - November 17

ALL LEVELS

Explore and learn to capture vibrant breaking waves, beautiful shores and billowing sails! Study the endlessly engaging pull of marine painting. You will learn the principles used by artists who have captured those ideas: design and space, perspective, color, tone, volume, and more. You will work with reference material painted by professionals...or you can use your own photos!

\$460.00

Sculptural Figure & Portrait Painting in Oil or Pastel

Dean Fisher

Wednesday | 9:30 AM - 12:30 PM

7 Weeks: October 8 - November 19

ALL LEVELS

Be prepared to squint, step back and use your big brushes! In this course, through the use of painting and drawing live models, you will learn fundamental approaches to capturing correct proportions, convincing gestures and realistic effects of light and shadow through the use of gaining an understanding of tone and color temperature. Another focus will be using oil, acrylic or pastels in a sculptural way, using these mediums to impart greater solidity and expressive potential using impasto and accentuated planes changes in the form. We will focus on these key principles to see how they are all interconnected and play vital roles in breathing life into our work.

\$490.00

Getting a Hold on Portrait Drawing

Josephine Robinson

Thursday | 9:30 AM - 12:30 PM

7 Weeks: October 9 - November 20

ALL LEVELS

Drawing the human head and achieving a likeness of the appearance of another person, is a magical and exciting endeavor. This course, will be split into series of exercises, which will improve one's observational skills, as well as one's skills of hand/eye coordination. Our first undertaking will be exercises, in planning and mapping the drawing of the portrait on a simple grid. Students will then be guided in creating a sense of three dimensionality/structure by means of three drawing methods. Instruction will support the development of each student's individual drawing language, by preferencing one drawing method over another, or by using mixtures of all three methods presented. In time, and with practice, students will be able to assimilate a particular drawing language to produce drawings which are not only drawn but are also designed. All levels are welcome.

\$545.00



Drawing Materials and Process: Sketchbook Development

Justin Wiest

Tuesday | 9:30 AM - 12:30 PM

5 Weeks: October 21 - November 18

ALL LEVELS

The sketchbook is where creative ideas come alive and are recorded. This artist diary is where we can visualize notes of our daily lives. It offers the artist a space to try new techniques while exploring new motifs. This class will offer prompts, exercises, and tutorials on developing a formal approach to making your sketchbook a vital tool in your artistic process. We will discuss composition, color notation, and mark making. Subjects include interiors, memories, and atmospheric mood. The class will look at the sketchbooks of various artists and infer how these were crucial to their later work. *Nulla dies sine linea- "No day without a line," is the artist's credo.*

\$320.00



CERAMICS

Clay Your Way

Clare Lewis

Tuesday | 9:30 AM - 12:30 PM

12 Weeks: September 9 - November 25

ALL LEVELS

Whether new to clay, or experienced, your instructor will guide you through demonstrations and individual coaching. Throwing on the wheel and hand building will be offered. You can choose your own approach: functional or sculptural. The emphasis is on discovering your unique creativity while having fun and learning new techniques.

\$775.00

Intermediate & Advanced Ceramics

Heather Houston

Wednesday | 10:00 AM - 1:00 PM

11 Weeks: September 10 - November 19

LEVEL: INTERMEDIATE-ADVANCED

Explore the process of intermediate to advanced throwing, hand building, construction and glazing techniques. Students will build on basic skills to learn how to make complex forms and interesting shapes using both hand building and wheel throwing techniques. Everyone will receive individual instruction in addition to class demos and will be encouraged to work independently on projects.

\$735.00

Center Yourself! Clear your Mind and Create with Clay

Don Reynolds

Wednesday | 4:00 PM - 7:00 PM

9 Weeks: September 10 - November 12

LEVEL: BEGINNER

This class is designed for both the beginner with a desire to learn the basics of working with clay, and any other students who may feel like they don't quite fit into an intermediate class just yet. We will explore the fundamentals of using the potter's wheel to create thrown forms and offer those with some experience a great space to hone and reinforce their skills. This class will also provide some guidance on basic hand building techniques that will allow students to create pieces without the potter's wheel. Thrown, pinched, coiled, or slab built. Clear your mind and create with clay! This program is for students in the early stages of ceramic education. Those with two or more years of experience should consider other programs. Intermediate and advanced students should not enroll and may be removed from the roster if necessary. **class will not meet on Oct. 1**

\$645.00



Pottery & Vessel Sculpture: Intermediate to Advanced

Keiko Ashida

Thursday | 10:00 AM – 1:00 PM

10 Weeks: September 11 - November 20

Saturday | 10:00 AM – 1:00 PM

11 Weeks: September 13 - November 22

LEVEL: INTERMEDIATE-ADVANCED

Have fun while refreshing your basic skills and learning more advanced throwing. Demonstrations and individual help are offered to bring out the best in your projects and ideas, whether functional or sculptural. A variety of decorating and forming techniques, as well as glazing, will be addressed. The focus is on discovering your personal style and moving up to the next level.

\$685.00 / 10 Weeks

\$735 / 11 Weeks

Beyond the Fundamentals of Pottery

Clare Lewis

Friday | 9:30 AM - 12:30 PM

11 Weeks: September 12 - November 21

LEVEL: INTERMEDIATE-ADVANCED

Have fun while refreshing your basic skills and learning more advanced throwing. Demonstrations and individual help are offered to bring out the best in your projects and ideas, whether functional or sculptural. A variety of decorating and forming techniques, as well as glazing, will be addressed. The focus is on discovering your personal style and moving up to the next level.

\$735.00



On & Off the Potter's Wheel for All Levels

Jon Puzzuoli

Monday | 1:00 PM - 4:00 PM

11 Weeks: September 15 - November 24

ALL LEVELS

Whether you've never touched clay or have been at it for years, this class will accommodate your needs. The initial focus of the class will be on the potter's wheel and will then transition to exploration of handbuilding techniques, with an emphasis on slab work. Beginners will be taught foundational wheel skills, general pottery techniques and gain an understanding of the complete ceramic process. For those who have more experience, the class will focus on complex forms, various surface treatments and advanced glazing methods. Class demos as well as individual instruction will be provided.

\$735.00

Exploring Soda Firing

Jon Puzzuoli

Tuesday | 3:45 PM - 6:45 PM

11 Weeks: September 16 - November 25

LEVEL: INTERMEDIATE - ADVANCED

Create work, glaze and fire your pottery in our newly built Soda Kiln and learn about this unique firing process from beginning to end. During the beginning of the semester we design work with this firing method in mind. Weekly demos will refine your skills and individual instruction. Mid semester, we will explore flashing slips and 7 new glazes, including new crystalline matte and ash glazes. As a class we will then prep for the firing and strategically load the kiln. At the end of the semester, we will fire the kiln collectively and participate in adding wood, baking soda and salt through the kilning.

\$815.00



Potter's Wheel for All Levels

Jon Puzzuoli

Tuesday | 7:00 PM - 10:00 PM

11 Weeks: September 16 - November 25

Thursday | 7:00 PM - 10:00 PM

9 Weeks: September 18 - November 20

ALL LEVELS

Whether you are new to the potter's wheel or wish to build upon your existing skills, this class will fill your needs. Beginners will be taught the important skills needed to create a vessel on the wheel. For those who have more experience, the class will focus on more complex shapes, various surface textures and alternative glazing methods. Class demos as well as individual instruction will be provided. **Thursday class will not meet on Oct.2**

\$735.00 / 11 Weeks

\$645 / 9 Weeks



PRINTMAKING

Intaglio Printmaking

Andrew Murdoch

Monday | 9:30 AM - 12:30 PM

6 Weeks: September 8 - October 13

ALL LEVELS

Intaglio is the family of printmaking techniques that use an incised line to produce an image. Traditionally this is accomplished by cutting directly into a metal plate (usually copper or zinc) or by 'biting' the image into the plate using an acid solution. This course will cover some basic intaglio techniques, focusing primarily on etching. Students will develop their images using various techniques and materials and will be able to print these plates in small editions.

\$380.00



Aluminum Plate Lithography

Andrew Murdoch

Tuesday | 9:00 AM - 12:00 PM

6 Weeks: September 9 - October 14

ALL LEVELS

Lithography is a printmaking process based on the principle that grease(oil) and water repel one another. Images are made using oil-based materials applied to the prepared surface. The image is then "processed", ensuring that the drawn areas accept ink and the open areas reject ink. Aluminum-Plate lithography is a variation on traditional stone lithography. Some advantages of the aluminum plate are the expedience of image processing and the lighter weight of the matrix. A variety of drawing methods and materials will be covered. Students will produce 1-2 images during the course, able to be printed in small editions.

\$395.00

Monotype Printmaking

Natasha Karpinskaia

Thursday | 9:30 AM - 12:30 PM

10 Weeks: September 11 - November 20

ALL LEVELS

Participants will learn all the basic techniques for creating monotypes: multiple plates, chine colle', stencils and viscosity. It will focus on practicing, experimenting and letting the process lead you to new innovations. Discover endless possibilities as you print more. Emphasis is given to helping each student develop a personal knowledge of the process. **class will not meet on Oct.2**

\$550.00

Relief Printmaking

Evelyn Harvey

Tuesday | 6:30 PM - 9:30 PM

8 Weeks: September 23 - November 11

LEVEL: BEGINNER

Using linoleum blocks, carve your own printable image. This course guides you through the steps of sketching, carving, inking, and printing. This course offers exploration in relief image making, creating single color and multi-color prints, while reviewing printmaking skills and techniques. Instructor demonstration is given, and one on one feedback is provided.

\$450.00



METAL & SCULPTURE

The Art of Sculpture and Bronze Casting

Justin Perlman

Monday | 10:00 AM - 1:00 PM

12 Weeks: September 8 - November 24

ALL LEVELS

This course provides an exploration of the art, techniques and practices based on traditional methods of lost wax bronze casting. Students will prepare a wax object, create the mold, and cast sculptural pieces in bronze. After the pour, students will have the opportunity to finish their bronze sculpture. Students will leave with one small bronze sculpture.

\$1100.00



Methods and Materials in Sculpture

Justin Perlman

Monday | 1:30 PM - 4:30 PM

12 Weeks: September 8 - November 24

ALL LEVELS

This class is an opportunity for novice and advanced student alike to explore new tools and materials in the world of three-dimensional art. Whether you are interested in classical art or modernist work, this class will help you develop a work of sculpture in whatever material you choose. Emphasis will be on the techniques and the usage of tools for the given medium. From stone carving to welded steel, from two-inch model to large-scale work, this class offers a wide range for the student's interests.

\$695.00

Figure Sculpture Revisited

Julia Murphy

Tuesday | 10:00 AM - 1:00 PM

11 Weeks: September 9 - November 25

ALL LEVELS

This course encourages students to create their own reality of a live model in clay. Guided by the fundamentals of building the human figure, students will learn a practical approach to anatomy, proportion, and design. Students may choose their own approach to their projects, including bas-relief or 3-dimensional images of the full figure, head, or fragment. The sculpture will be modeled in terra cotta clay, hollowed, air dried and fired. There will be an additional fee for firing pieces. **IMPORTANT:** An armature designed specifically for fired ceramic sculpture is mandatory for the first day of class, and any student without one will be unable to begin. Armatures are built on demand and may be ordered directly from the instructor up to one week prior to course start. To request an armature, please contact the school office by phone at (203) 966-9700 x 2 or by email at Kelly@Silvermineart.org. **class will not meet on Nov.4**

\$790.00



The Art of Metal

Justin Perlman

Tuesday | 1:00 PM - 4:00 PM

12 Weeks: September 9 - November 25

ALL LEVELS

This class is for anyone who has ever wanted to explore the exciting medium of metal sculpture. The class is designed to work with any student no matter the level of experience. The student will learn the fundamentals of working in metal, including plasma cutting, shaping, forging, MIG welding, and finishing. The student will have access to the shop, the tools, and guided instruction. Students often work on projects of their own design and are aided in planning, securing materials, and execution of their work. New students who have never worked in this medium will also have access to some basic materials to learn on. Though basic safety equipment is provided, students should wear cotton long sleeves, jeans or work pants, and boots. It is also recommended that students bring their own leather work gloves.

\$695.00

Tuesday | 6:00 PM - 9:00 PM

12 Weeks: September 9 - November 25

Sculpting in Clay from Photo References

Julia Murphy

Tuesday | 6:00 PM - 9:00 PM

5 Weeks: September 9 - October 7

ALL LEVELS

Discover the art of clay sculpting in this flexible course designed for all experience levels, from complete beginners to seasoned sculptors. Students will learn to create clay sculptures using photo references, an invaluable skill for working at their own pace when live models or subjects aren't available. The course covers essential topics such as planning, perspective, distortion, and selecting the best photographs, as well as techniques for taking accurate photos to support successful sculpting. Participants will explore a range of sculpting techniques, armature construction, and overall design tailored to their chosen projects. Whether you're starting from scratch, seeking guidance on a specific idea, or looking to elevate your skills, this course provides the tools and support needed to bring your creative vision to life. **class will not meet on Nov.4**

\$430.00

Introduction to Blacksmithing

Leon Husock

Wednesday | 6:30 PM - 9:30 PM

6 Weeks: September 10 - October 22

LEVEL: BEGINNER

This course will provide an introduction to the foundational skills of blacksmithing. Students will learn to use a hammer and tongs to move hot steel as well as fundamental forging techniques like twisting, bending, punching holes, and creating tapers. Students will finish the course with a basic understanding of how to make a variety of useful objects such as bottle openers, hooks, small bowls, and other items. Closed-toed shoes, long pants, and cotton clothing should be worn. **class will not meet on Oct.1**

\$565.00

The Art of Stone Sculpture

Andrew Davis

Thursday | 10:00 AM - 2:00 PM

10 Weeks: September 11 - November 20

ALL LEVELS

Students will learn, through hands-on experience and demonstrations, this timeless art of sculpting stone and working with various types of stone. Experience hand and power tools while executing a stone piece. You will be taken through the entire process from stone selection to carving and polishing. **class will not meet on Oct.2**

\$670.00



The Art of Stone Sculpture

Andrew Davis

Thursday | 7:00 PM - 10:00 PM

10 Weeks: September 11 - November 20

ALL LEVELS

Students will learn, through hands-on experience and demonstrations, this timeless art of sculpting stone and working with various types of stone. Experience hand and power tools while executing a stone piece. You will be taken through the entire process from stone selection to carving and polishing. **class will not meet on Oct.2**

\$540.00

All Levels: Metal Sculpture

Justin Perlman

Saturday | 9:00 AM - 1:00 PM

11 Weeks: September 13 - November 22

ALL LEVELS

All levels will learn the methods and techniques to create traditional, contemporary and functional three-dimensional pieces of art. There will be demonstrations of various pieces of equipment, including oxy-acetylene and electric arc welding. Among many other lessons, forging, will introduce students to the concept of annealing and hardening of metal. Students should wear work boots, long sleeved cotton clothing, and bring work gloves. Long hair must be tied back. Materials will be discussed at the first class.

\$825.00



JEWELRY & METALSMITHING

Basic Jewelry & Silversmithing

Gail Bradshaw

Monday | 10:00 AM - 1:00 PM

12 Weeks: September 8 - November 24

LEVEL: BEGINNER

This introductory class is perfect for anyone who wishes to explore the art of jewelry fabrication. Through demonstrations and hands-on experience, students will be taught basic metalsmithing and jewelry skills. The focus will be on learning these fundamentals – sawing, drilling, filing, riveting, soldering, basic bezel construction, and finishing. Sawing, one of the first tasks can be initially challenging - however, it is a critical element of metal fabrication. Projects are tailored to build proficiency with techniques and tools. The first is a cold connection, riveted design for acquiring basic competence with tools and processes, followed by bezel fabrication for a cabochon. No experience necessary. Students who already have some skills will be able to expand their craft with new and different projects.

\$630.00

Intermediate Jewelry & Silversmithing

Gail Bradshaw

Monday | 6:30 PM - 9:30 PM

11 Weeks: September 8 - November 24

Wednesday | 10:00 AM - 1:00 PM

11 Weeks: September 10 - November 19

LEVEL: INTERMEDIATE-ADVANCED

Requirements: 2 or more Basic Jewelry classes or equivalent and/or approval from the instructor. This intermediate jewelry class is designed to build on metalworking skills learned in the Basic Jewelry course, with the goal of refining proficiency and adding more advanced jewelry techniques and design abilities. Project choices are flexible focusing on student needs and enhancing the student's skill set. **Monday's class will not meet on Sept.22**

\$590.00

Wednesday | 1:30 PM - 4:30 PM

11 Weeks: September 10 - November 19

Enameling on the Edge: Intermediate Level

Gail Bradshaw

Tuesday | 10:00 AM - 1:00 PM

11 Weeks: September 9 - November 25

LEVEL: INTERMEDIATE-ADVANCED

This intermediate technique-based course will continue the exploration of traditional enamel skills, such as cloisonné and champlevé. In addition, newer enameling procedures will be introduced. Classes are small so register early. Open to only experienced enamelists.

\$605.00



Basic Jewelry & Silversmithing

Maureen Henriques

Thursday | 10:00 AM - 1:00 PM

10 Weeks: September 11 - November 20

LEVEL: BEGINNER

This introductory class is perfect for anyone who wishes to explore the art of jewelry fabrication. Through demonstrations and hands-on experience, students will be taught basic metalsmithing and jewelry skills. The focus will be on learning these fundamentals – sawing, drilling, filing, riveting, soldering, basic bezel construction, and finishing. Sawing, one of the first tasks can be initially challenging - however, it is a critical element of metal fabrication. Projects are tailored to build proficiency with techniques and tools. The first is a cold connection, riveted design for acquiring basic competence with tools and processes, followed by bezel fabrication for a cabochon. No experience necessary. Students who already have some skills will be able to expand their craft with new and different projects. **class will not meet on Oct.2**

\$540.00



SPECIAL STUDIES

Botanical Printing: An Exploration of Eco Printing

Bonnee Pecquex

Tuesday | 2:00 PM - 4:00 PM

5 Weeks: September 9 - October 7

Tuesday | 2:00 PM - 4:00 PM

5 Weeks: October 21 - November 18

ALL LEVELS

Plant materials offer an abundant and inspiring source for artistic creation, with endless possibilities to incorporate the beauty of nature into creative projects. In this course, we will explore a variety of techniques to integrate botanical elements into art, focusing on methods that produce the most vibrant and successful prints. Through an in-depth study of Eco Printing, the classes will cover; creating natural plant dyes, bundle dyeing, and the processes of scouring and mordanting fabric to prepare it for bonding with plant materials. The result will be stunning, one-of-a-kind prints that celebrate the artistry of nature.

\$365.00

Sogetsu Ikebana: The Japanese Art of Flower Arrangement

Shizue Pleasanton

Wednesday | 10:00 AM - 12:00 PM

11 Weeks: September 10 - November 19

LEVEL: INTERMEDIATE - ADVANCED

Sogetsu Ikebana is much more than "Japanese flower arranging," it is a modern form of an ancient art of sculpture with living materials. Students will learn the traditional principles and aesthetic disciplines, combined with creative energies to capture, express and enhance natural beauty.

\$450.00

Introduction to Sogetsu Ikebana: The Japanese Art of Flower Arrangement

Shizue Pleasanton


Saturday | 10:00 AM - 12:00 PM

6 Weeks: September 13 - October 18

LEVEL: BEGINNER

Sogetsu Ikebana is much more than "Japanese flower arranging," it is a modern form of an ancient art of sculpture with living materials. Beginner students will be introduced to the traditional principles and aesthetic disciplines, combined with creative energies to capture, express and enhance natural beauty.

\$290.00



PHOTOGRAPHY & DIGITAL ARTS

Traditional Painting from a Digital Layout and Sketch

Rick McCollum

Monday | 9:30 AM - 12:30 PM

8 Weeks: September 8 - October 27

ALL LEVELS

This course combines digital design and hands-on traditional painting. Students will produce a digital sketch in Adobe Photoshop which will be used as a blueprint for their in class painting. Using layers, selection tools and various brushes, students will explore composition, lighting, and color. The digital sketch will be used as reference, applying the concepts and techniques learned to create a cohesive, well-planned piece. There will be instructor demos and handouts along with individual student guidance. Discover how digital techniques can enhance your painting process!

\$430.00



The Fine Art of Black & White Photography and Darkroom

Bruce Dunbar

Tuesday | 9:30 AM - 12:30 PM

11 Weeks: September 9 - November 25

ALL LEVELS

This is an all level course for those wishing to learn or refine their techniques and ideas. Emphasis is placed on the printing process and presentation of images. Demonstrations, critiques, and slide lecture presentations will be given as a means to investigate creativity, as well as to gain insight into creating ideas and understanding concepts of b/w photographs. Some assignments will be given. Students are encouraged to make their own assignments and do work outside of class. **class will not meet on Sept.23**

\$745.00



Experimental Darkroom Projects

Bruce Dunbar

Thursday | 9:30 AM - 12:30 PM

10 Weeks: September 11 - November 20

ALL LEVELS

In this analog film photography class, the emphasis will be on experimental processes in the darkroom. Techniques and processes introduced include plant-based developers, Multiple Exposure, Advanced Photograms, Sabattier Effect, Watergrams and more. Demonstrations on the techniques and artist's examples will be shared. No previous darkroom experience needed, come ready to play and experiment in the darkroom. **class will not meet on Oct.2**

\$685.00

Introduction to Digital Photography I

Bruce Dunbar

Friday | 10:00 AM - 12:00 PM

5 Weeks: September 12 - October 10

LEVEL: BEGINNER

Students will learn the basics of the digital camera. Photographic principles such as aperture, shutter speed, and light sensitivity will be discussed as well as creativity and composition needed to make digital images. Some in-class shooting will be done. Assignments will be given and reviewed the following class.

\$265.00

The Art of Portrait Photography

Frances Denny

Friday | 1:00 PM – 3:00 PM

9 Weeks: September 12 - November 21

ALL LEVELS

The Art of Portrait Photography is a course for adults already familiar with the basics of digital photography. It introduces students to the art and practice of portrait photography, emphasizing visual storytelling, creative use of light, and working collaboratively with subjects. Through a combination of instructor-led demonstrations, hands-on assignments, class critiques, and guided discussions, students will explore the technical, aesthetic, and interpersonal aspects of portraiture. Emphasis will be placed on natural and simple artificial lighting setups, subject interaction, and the development of a distinct personal style. **class will not meet on Oct.10 & Nov.7**

\$405.00



Photoshop for Photographers

Bruce Dunbar

Friday | 10:00 AM - 12:00 PM

5 Weeks: October 24 - November 21

ALL LEVELS

Elevate your editing skills and conquer post-processing with Adobe Photoshop and Camera Raw/Lightroom. In this beginner course, tailored to photographers, we will demystify the Adobe interface and identify the essential tools and features necessary for crafting an artistic photographic image. Take the guesswork out of Photoshop by gaining clarification of which menus, tools and features to use and which to ignore. Crucial techniques such as layers, masks, and blending modes used to optimize and enhance your images will be explained. Develop the skills that every photographer needs to take their image processing to the next level.

\$265.00



MIXED MEDIA & COLLAGE

Encaustic (Hot Wax) Painting for Beginners

Nash Hyon


Monday | 7:00 PM - 9:00 PM

4 Weeks: September 8 - October 6

LEVEL: BEGINNER

Explore the medium that works with a mixture of beeswax and pigment, giving your paintings a beautiful surface and depth. Learn the techniques, methods and history of the medium. A demonstration will start each class, followed by time to experiment or create your own painting, with individual instruction. No painting experience necessary. The school will supply major equipment. Other supplies can be purchased locally or online. This is a small class that gives students individual attention. **class will not meet on Sept.22**

\$240.00



Botanical Printing: An Exploration of Eco Printing

Bonnee Pecquex

Tuesday | 2:00 PM - 4:00 PM

5 Weeks: September 9 - October 7

ALL LEVELS

Plant materials offer an abundant and inspiring source for artistic creation, with endless possibilities to incorporate the beauty of nature into creative projects. In this course, we will explore a variety of techniques to integrate botanical elements into art, focusing on methods that produce the most vibrant and successful prints. Through an in-depth study of Eco Printing, the classes will cover; creating natural plant dyes, bundle dyeing, and the processes of scouring and mordanting fabric to prepare it for bonding with plant materials. The result will be stunning, one-of-a-kind prints that celebrate the artistry of nature.

\$365.00

Tuesday | 2:00 PM - 4:00 PM

5 Weeks: October 21 - November 18

Exploring Mixed Media

Natasha Karpinskaia

Wednesday | 1:30 PM - 4:30 PM

11 Weeks: September 10 - November 19

ALL LEVELS

It is a very playful class, and yet serious. Through mixed media we see familiar forms and textures anew. We will experiment with different mediums, techniques and materials to juxtapose textures and forms on various surfaces - painting, drawing, prints, collage, found or recycled things. We will work with stencils, stamping, oil pastels, crayons, pencils, collage, image transfer, etc. The combinations are endless, but the main idea is to combine and layer materials to create unique works. Various approaches will be demonstrated, and both figurative and abstract imagery will be used. Mixed media is a great way to discover oneself and discover one's own individual style. No prior experience is required, and all levels are welcome.

\$630.00



Painting with Encaustics

Nash Hyon

Wednesday | 1:00 PM - 4:00 PM

8 Weeks: September 17 - November 5

LEVEL: ADVANCED

This class is for students with encaustic experience who want to continue their practice with this medium. Qualifying experience includes having taken the mini-course Encaustic Painting for Beginners. Consideration will also be given to students who have attended the workshop, Introduction to Encaustic Painting, or a 2 hour private session with Nash or with another encaustic instructor, this is not a class for beginners. During class we will focus on each students skills going beyond the basics, content driven series and professional development.

\$500.00

ADULT WORKSHOPS



SILVERMINE EXPERIENCES

One Night Stand: Fluid Acrylic Pours

Nash Hyon

Friday | 7:00 PM - 9:00 PM

1 Day: September 12

Friday | 7:00 PM - 9:00 PM

1 Day: October 3

Come learn the techniques, tips and tricks of acrylic pours in this fun, interactive workshop. Learn various techniques to create abstract paintings without any painting experience. Each person will do two different pours on canvas that create multi-colored abstract designs.

\$75.00

Silvermine Saturday: Botanical Printing - Journal Covers

Bonnee Pecquex

Saturday | 12:00 PM - 2:00 PM

1 Day: September 13

Botanical printing, also known as eco-printing, is an artistic technique that involves using plant materials to create unique and intricate patterns on fabric or paper. It is a natural and sustainable way to incorporate the beauty of nature into visual art. By carefully arranging leaves, flowers, and other plant parts on the surface of the material and applying pressure and heat, the pigments and tannins present in the plants are transferred, resulting in stunning, one-of-a-kind designs. This eco-friendly form of printing provides a connection to the natural world and allows for endless creative possibilities. Come and learn this magical process and you will be forever 'hooked'! There will be a brief lecture about the technique, and then each person will get an opportunity to print a piece of wool that can be used to cover a journal/sketchbook (provided in the class) to bring home with them.

\$75.00

Saturday | 12:00 PM - 2:00 PM

1 Day: October 18

One Night Stand: On the Potter's Wheel

Jon Puzzuoli

Friday | 7:00 PM - 9:00 PM

1 Day: September 19

Friday | 7:00 PM - 9:00 PM

1 Day: September 26

Friday | 7:00 PM - 9:00 PM

1 Day: October 10

Friday | 7:00 PM - 9:00 PM

1 Day: October 24

Friday | 7:00 PM - 9:00 PM

1 Day: November 14

Friday | 7:00 PM - 9:00 PM

1 Day: November 21

Join us for a fun evening out with friends or family! The evening will start with a wheel throwing demonstration followed by an opportunity for you to learn how to throw on the potter's wheel. You'll create your very own bowl(s) which we will glaze and fire for you to pick up at a later date. We promise you'll have a blast and it will be a different experience for you. Bring a friend, family member or a date, and enjoy the evening. The pieces will take four to six weeks to fire, and the school office will notify you when pieces are ready to be picked up.

\$75.00

One Night Stand: Gel Plate Printing

Nash Hyon

Friday | 7:00 PM - 9:00 PM

1 Day: September 19

Friday | 7:00 PM - 9:00 PM

1 Day: October 17

No experience needed! In this new, fun two hour workshop we will experience the magic of printing in multiple colors, design, textures and transfers using the gel plate. With water based paints multiple layers will be created by printing the same paper over and over. When these dry, the prints may be used for collage, cards, gift wrap or framed as finished artwork. You will be amazed at what you can make during the two hours of this workshop.

\$75.00

Friday | 7:00 PM - 9:00 PM

1 Day: November 14



Silvermine Saturday: Botanical Printing - Silk Bandanas

Bonnee Pecquex

Saturday | 12:00 PM - 2:00 PM

1 Day: September 20

Saturday | 12:00 PM - 2:00 PM

1 Day: November 1

Botanical printing, also known as eco-printing, is an artistic technique that involves using plant materials to create unique and intricate patterns on fabric or paper. It is a natural and sustainable way to incorporate the beauty of nature into visual art. By carefully arranging leaves, flowers, and other plant parts on the surface of the material and applying pressure and heat, the pigments and tannins present in the plants are transferred, resulting in stunning, one-of-a-kind designs. This eco-friendly form of printing provides a connection to the natural world and allows for endless creative possibilities. Come and learn this magical process and you will be forever 'hooked'! There will be a brief lecture about the technique, and then each person will get an opportunity to make a silk bandana to take home with them.

\$75.00

One Night Stand: Painting the Masters

Nash Hyon

Friday | 7:00 PM - 9:00 PM

1 Day: September 26

Friday | 7:00 PM - 9:00 PM

1 Day: October 24

Learn to work with acrylic paints by painting your own version of a famous artist's painting. Art students have been doing this for generations and we will show you how to transfer the image along with basic acrylic painting techniques. You don't need to know how to draw! In the past we have done paintings by Van Gogh and Cezanne and Georgia O'Keefe. Have fun and create your own masterpiece! Materials are included.

\$75.00

Silvermine Saturday: Botanical Printing - Silk Scarves

Bonnee Pecquex

Saturday | 12:00 PM - 2:00 PM

1 Day: October 11

Saturday | 12:00 PM - 2:00 PM

1 Day: November 15

Botanical printing, also known as eco-printing, is an artistic technique that involves using plant materials to create unique and intricate patterns on fabric or paper. It is a natural and sustainable way to incorporate the beauty of nature into visual art. By carefully arranging leaves, flowers, and other plant parts on the surface of the material and applying pressure and heat, the pigments and tannins present in the plants are transferred, resulting in stunning, one-of-a-kind designs. This eco-friendly form of printing provides a connection to the natural world and allows for endless creative possibilities. Come and learn this magical process and you will be forever 'hooked'! There will be a brief lecture about the technique, and then each person will get an opportunity to make a silk scarf to take home with them.

\$75.00

One Night Stand: Unique Paper Flowers

Nash Hyon

Friday | 7:00 PM - 9:00 PM

1 Day: November 21

Using simple materials we will create several different paper flowers in this workshop. No experience needed and once you learn the basics many different types and sizes of flowers can be created. Go beyond nature with custom colors and patterns- just have fun!

\$75.00



One Night Stand: Art Retreat with Sound Bath

Karen Siegel

Thursday | 7:00 PM - 9:00 PM

1 Day: December 18

Come explore your creativity in a relaxed space. Using various water media, you will make your own piece of art. We will then be guided through a sound meditation accompanied by different instruments with Lisa Cooper, wellness practitioner. Sound meditation uses relaxing sounds and tones to focus the mind, reduce stress and enhance immune and heart health.

\$75.00



INTENSIVE WORKSHOPS

PAINTING & DRAWING

Acrylic Painting Techniques

Natasha Karpinskaia

Thursday | 10:00 AM - 3:00 PM

1 Day: December 18

This workshop is designed for artists working in acrylics and intended to help them master various applications of acrylic paint including dry brushing that feels like drawing with paint, washing that creates a thin veil of color, dabbing for adding texture, sponging and detailing. Participants will experiment with various techniques and create artworks using them.

\$165.00

Abstract Flower Painting Intensive: Dynamics of Symbols and Color in Composition

Dmitri Wright

Monday, Tuesday, Wednesday, Thursday | 9:30 AM - 4:00 PM

4 Days: December 15 - December 18

Reveal the unseen through lyrical abstraction—where color, form, and personal essence converge into pure expression. This intensive workshop builds upon the foundational principles taught in Abstract Painting: Dynamics of Symbols and Color in Composition and focuses specifically on the floral subject as a portal to poetic abstraction. Students will explore how to move beyond surface representation, transforming floral forms into gestural symbols that reflect inner temperament and emotional resonance. With guided exercises and large-format work, participants will: Learn how to abstract floral structures through intuitive mark-making Explore color symbolism and the expressive potential of hue, saturation, and harmony Investigate composition as choreography—structuring paintings to hold and release energy Study master artists of lyrical and abstract floral painting.

\$735.00



Abstract Figure Painting Intensive: Dynamics of Symbols, Gesture, and Color

Dmitri Wright

Saturday, Sunday, Monday, Tuesday | 9:30 AM - 4:00 PM

4 Days: December 20 - December 23

Discover the figure as symbol—an expressive vessel of movement, memory, and identity. This workshop invites artists to reimagine the human form as a dynamic abstraction of spirit, structure, and sensation. Working from memory, gesture, and selected references, participants will break away from literalism to explore how the body becomes a map of emotional resonance. Through intuitive mark-making, expressive color, and symbolic form, students will transform the figure into a lyrical visual language. With guided exercises and large-scale compositions, participants will: Use bold line, color, and brushwork to abstract and recompose the human figure. Explore gesture and structure through intuitive and symbolic approaches. Study figure abstraction through the works of Henri Matisse (e.g., *The Green Line*, *The Dance*), Elaine de Kooning (*Bacchus* series), Willem de Kooning, Wassily Kandinsky, and Mark Rothko. Understand how movement, mood, and memory shape composition. Engage in critiques that celebrate exploration, originality, and personal visual truth. Students will be encouraged to push the boundaries of traditional figuration while deepening their awareness of inner vision and energetic presence. All media welcome. Please bring an Artist Journal, sketch materials, and any preferred media for expressive, large-format work.

\$825.00

Figure Abstract Painting

Natasha Karpinskaia

Monday | 10:00 AM - 3:00 PM

1 Day: December 22

This workshop is designed for painters interested in exploring more deeply the fundamental elements that come together to create a successful abstract painting working with the figure model. There will be a focus on building a personal abstract language, as students will be given ample time to work independently with their own materials. There will be discussion of the work throughout class, as well as group critiques.

\$190.00



CERAMICS

Throwing Taller

Jon Puzzuoli

Monday, Tuesday | 10:00 AM - 2:00 PM

3 Days: December 8, December 9 & December 15

Whether you are refining your skills on the potter's or you're looking to make taller work, this workshop will suit your needs. In this three-day workshop we will analyze the foundational skills need to make a taller vessels on the wheel. We will dissect and discuss the science behind each step so it is easy to understand. Starting with a basic cylindrical form on day one and then moving onto more complex multi piece vases. During day two we will cover trimming and then several decorating methods with underglazes and slips. Having a new perspective and working through stumbling points for intermediate students will be a strong focus. The last day of the workshop will be spent glazing the pieces for our cone ten gas reduction kiln. Everything created in the workshop will be glazed fired and ready for pick up approximately three to four-weeks after the last day of class.

\$405.00



Blue Plate Special

Adam Chau

Saturday, Sunday | 10:00 AM - 2:00 PM

2 Days: December 13 - December 14

Learn how to use one of the most significant colors in clay: blue. Adam Chau will demonstrate how to use a variety of materials at different stages of the hand-building process to layer different hues of blue. Students will learn tips and tricks for drying work to prevent warpage, tools from other disciplines that aid in surface decoration, and a bit of art history and the story of how blue-and-white ceramics became a global phenomenon. This hands-on workshop will be primarily using hand building techniques for functional ceramics through slabs and coils.

\$365.00



Mold-Making for Clay Artists: Tools for Repetition and Design

Zach Dunn

Monday, Tuesday | 9:00 AM – 3:00 PM

2 Days: December 15 & December 16

In this two-day intensive workshop, you will learn to make simple plaster molds for clay. Expect to make approximately three molds. One for sprigs, one hump/slump mold, and one mold for pressing. The opportunities are endless! We will make molds for small embellishments that can be added to the surface of pieces, as well as create a plaster mold for a small object. Molds assist with repetition as well as uniformity as you create multiple parts to combine into a larger tile array, create a set of plates or trivets, or embellishments to add to vessels and sculptures. Molds allow the maker to create a more complicated or involved form that would be much more time consuming or impossible to hand build or throw. It also allows for the ease of repetition of a piece to create multiples or sets. Day one will consist of making plaster molds, while day two will be finishing the molds and beginning to use them, as time allows. Mold making materials will be provided.

\$475.00

PRINTMAKING

Introduction to Relief Printing: Woodcuts


Andrew Murdoch

Saturday, Sunday | 9:00 AM - 1:00 PM

2 Days: December 6 - December 7

Woodblock printing has been practiced, in one form or another, since 220 A.D. The process involves the removal of material (in this case, wood) allowing the raised areas to be inked and printed. During this workshop, students will develop images to be transferred to a wood block. This course will cover the use of basic carving tools and techniques to create an image that students will be able to print in small editions.

\$225.00



Relief Printmaking - Intensive

Evelyn Harvey

Monday, Tuesday, Wednesday, Thursday | 10:00 AM - 12:00 PM

4 Days: December 8 - December 11

In this intensive, review the process of relief printmaking from concept, design, carving, and printing. Different from a one day workshop, this series gives time to the development of design (one color printing), and the printmaking craft of registering paper, printing by hand, and printing using the press. This series offers individual feedback and encourages group discussion.

\$230.00

METAL & SCULPTURE

Introduction to Bladesmithing


Leon Husock

Monday, Tuesday, Wednesday | 1:00 PM - 5:00 PM

3 Days: December 8 - December 10

Learn to make your own hand-forged knife in this three day intensive workshop! We'll cover forging to shape, heat treatment to harden the steel, grinding, and sharpening, as well as the basics of forging steel and using a hammer and anvil. No previous experience is necessary, students must wear long pants, closed-toed shoes, and natural fibers (e.g. cotton).

\$415.00



PHOTOGRAPHY & DIGITAL ARTS

Darkroom Photography Printing

Bruce Dunbar

Tuesday | 9:30 AM - 12:30 PM

2 Days: December 9 & December 16

Step into the magical world of analog photography and discover the timeless art of darkroom printing. This hands-on workshop will guide you through the complete process of developing black and white photographs from film negatives to finished prints, using traditional wet chemistry techniques that have remained virtually unchanged for over a century. Participants will master fundamental skills, including enlarger operation and focusing techniques, test strip creation for optimal exposure timing, and contrast control. No prior darkroom experience is required. This workshop is designed for complete beginners as well as those looking to refresh their analog printing skills.

\$195.00

Darkroom Printing - Large!

Bruce Dunbar

Wednesday | 10:00 AM - 3:00 PM

1 Day: December 10

Ever wonder what your negatives would look like printed extremely large? This class will investigate the darkroom print in 20 x 24" format using 35mm, 120mm or 4x5" film negatives. An overview of archival processing will be demonstrated. Bring your own negatives and we will make big exhibition quality prints. Limited to 5 students.

\$175.00

Complete Cyanotype

Bruce Dunbar

Thursday | 9:30 AM - 12:30 PM

2 Days: December 11 & December 18

Discover cyanotypes beyond the basic blueprint. Learn how to bleach and tone with botanicals and the science behind it. Explore the Wet Cyanotype technique to make unique prints. Discover the Cyanolumen printing process. Experiment with printing on fabric and other alternative surfaces. All levels welcome. Before the workshop, students will receive information for preparing for the workshop.

\$195.00





PAINTING & DRAWING

One Night Stand: Fluid Acrylic Pours

Nash Hyon

Friday | 7:00 PM - 9:00 PM

1 Day: September 12

Friday | 7:00 PM - 9:00 PM

1 Day: October 3

Come learn the techniques, tips and tricks of acrylic pours in this fun, interactive workshop. Learn various techniques to create abstract paintings without any painting experience. Each person will do two different pours on canvas that create multi-colored abstract designs.

\$75.00

Beginner Watercolor Workshop

Wendy MacCordy

Saturday, Sunday | 10:00 AM - 1:00 PM

2 Days: September 20 - September 21

Saturday, Sunday | 10:00 AM - 1:00 PM

2 Days: November 1 - November 2

Experience the fun of watercolor painting. This workshop is designed for students who are beginners in watercolors and would like to learn the fundamentals of the medium. We will explore watercolor materials, techniques, and color mixing in a relaxed atmosphere. There will be demonstrations every day and lots of individual attention. Bring your own photographs for painting inspiration.

\$195.00

One Night Stand: Painting the Masters

Nash Hyon

Friday | 7:00 PM - 9:00 PM

1 Day: September 26

Friday | 7:00 PM - 9:00 PM

1 Day: October 24

Learn to work with acrylic paints by painting your own version of a famous artist's painting. Art students have been doing this for generations and we will show you how to transfer the image along with basic acrylic painting techniques. You don't need to know how to draw! In the past we have done paintings by Van Gogh and Cezanne and Georgia O'Keefe. Have fun and create your own masterpiece! Materials are included.

\$75.00



Geometric Abstract Painting


Eric Lee

Sunday | 12:00 PM - 3:00 PM

3 Days: September 28, October 5 & October 12

The goal of this workshop is to learn about and create a Geometric Abstract Painting. Designed for all skill levels, students will learn approaches to thinking through geometric abstraction to create interesting and beautiful works of art. There will be a brief introduction to color theory and students will be guided in these approaches through the context of some art historical examples such as the OpArt movement, the work of Al Held, Agnes Martin, Paul Corio, and other artists associated with color-field and geometric painting.

\$265.00



Color Alchemy

Jill Nichols

Saturday | 10:00 AM - 4:00 PM

1 Day: October 11

The Element of Color is both elusive and complex. To understand color as an artist, we must delve into the various aspects of color, including color theory, its meaning, and the science behind it. In this one-day workshop, students will investigate dynamic color interactions, complementary colors, value, contrast, and temperature. Students will come away with an enhanced understanding of color, nuances of color mixing, and handy reference materials. Students are encouraged to learn and explore at their own pace and work in the medium of their choice, including watercolor, oil, or acrylic. See the detailed materials list.

\$195.00

Expressive Abstract Landscapes

Heather Neilson

Sunday | 10:00 AM - 3:00 PM

1 Day: October 19

In this hands-on workshop, you'll paint on high-quality archival paper while exploring the expressive possibilities of abstract landscape art. Guided by artist and instructor Heather, you'll learn how to work with GOLDEN fluid acrylics and mediums to build layered compositions with depth and vibrancy. Special emphasis will be placed on understanding and applying color principles—how to mix, balance, and use color intentionally to create atmosphere, contrast, and emotion in your work. Whether you're new to abstract painting or looking to deepen your creative practice, this workshop offers practical skills, color confidence, and an opportunity to develop your own expressive style.

\$210.00

Learning from Clouds

Jill Nichols

Saturday | 10:00 AM - 4:00 PM

1 Day: October 25

John Ruskin's, (19th century art critic), words still hold, "It is a strange thing how little in general people know about the sky. It is the part of all creation in which nature has done more for the sake of pleasing man(kind), more, for the sole and evident purpose of talking to him and teaching him, than in any other of her works, and it is just the part in which we least attend to her. And yet we never attend to it, we never make it a subject of thought..." In this workshop, we will give clouds their due. Clouds are the essential ingredient in any landscape painting and lend themselves well to abstractions.

\$195.00



Painting for Everyone: Foundational Skills in Representational Painting

Joseph Fama

Saturday, Sunday | 10:00 AM - 1:00 PM

2 Days: November 15 - November 16

This workshop is designed for students of all levels who want to build foundational skills in representational painting. Working from their own photos, students will explore portrait, landscape, and still life painting using acrylics. The course covers essential principles such as creating light, middle, and dark values to achieve depth, conducting color and compositional studies before painting, and mixing colors tailored to each subject. Emphasis is placed on developing a personal visual statement and understanding how to set up a palette for each genre. Individual guidance and critiques will be provided, with demonstrations focused on students' specific interests.

\$195.00



Abstract Flower Painting Intensive: Dynamics of Symbols and Color in Composition

Dmitri Wright

Monday, Tuesday, Wednesday, Thursday | 9:30 AM - 4:00 PM

4 Days: December 15 - December 18

Reveal the unseen through lyrical abstraction—where color, form, and personal essence converge into pure expression. This intensive workshop builds upon the foundational principles taught in Abstract Painting: Dynamics of Symbols and Color in Composition and focuses specifically on the floral subject as a portal to poetic abstraction. Students will explore how to move beyond surface representation, transforming floral forms into gestural symbols that reflect inner temperament and emotional resonance. With guided exercises and large-format work, participants will: Learn how to abstract floral structures through intuitive mark-making Explore color symbolism and the expressive potential of hue, saturation, and harmony Investigate composition as choreography—structuring paintings to hold and release energy. Study master artists of lyrical and abstract floral painting.

\$735.00

Abstract Landscapes & Beyond

Natasha Karpinskaia

Tuesday, Wednesday | 10:00 AM - 3:00 PM

2 Days: December 16 - December 17

Abstract landscapes are inspired by what exists in real life but are intentionally different, with a focus on basic forms rather than literal interpretations. The natural world has always been a source of wonder and abstract landscapes offer a new way to see it. The approaches to creating an abstract landscape can include simplifying, flattening, or distorting the shapes: reducing the elements, changing naturalistic color to non-literal or symbolic choices, etc. No prior experience required. Suitable for artists who never painted landscapes and for experienced landscape painters.

\$330.00



Acrylic Painting Techniques

Natasha Karpinskaia

Thursday | 10:00 AM - 3:00 PM

1 Day: December 18

This workshop is designed for artists working in acrylics and intended to help them master various applications of acrylic paint including dry brushing that feels like drawing with paint, washing that creates a thin veil of color, dabbing for adding texture, sponging and detailing. Participants will experiment with various techniques and create artworks using them.

\$165.00

One Night Stand: Art Retreat with Sound Bath

Karen Siegel

Thursday | 7:00 PM - 9:00 PM

1 Day: December 18

Come explore your creativity in a relaxed space. Using various water media, you will make your own piece of art. We will then be guided through a sound meditation accompanied by different instruments with Lisa Cooper, wellness practitioner. Sound meditation uses relaxing sounds and tones to focus the mind, reduce stress and enhance immune and heart health.

\$75.00



Abstract Figure Painting Intensive: Dynamics of Symbols, Gesture, and Color

Dmitri Wright

Saturday, Sunday, Monday, Tuesday | 9:30 AM - 4:00 PM

4 Days: December 20 - December 23

Discover the figure as symbol—an expressive vessel of movement, memory, and identity. This workshop invites artists to reimagine the human form as a dynamic abstraction of spirit, structure, and sensation. Working from memory, gesture, and selected references, participants will break away from literalism to explore how the body becomes a map of emotional resonance. Through intuitive mark-making, expressive color, and symbolic form, students will transform the figure into a lyrical visual language. With guided exercises and large-scale compositions, participants will: Use bold line, color, and brushwork to abstract and recompose the human figure. Explore gesture and structure through intuitive and symbolic approaches. Study figure abstraction through the works of Henri Matisse (e.g., *The Green Line*, *The Dance*), Elaine de Kooning (*Bacchus series*), Willem de Kooning, Wassily Kandinsky, and Mark Rothko. Understand how movement, mood, and memory shape composition. Engage in critiques that celebrate exploration, originality, and personal visual truth. Students will be encouraged to push the boundaries of traditional figuration while deepening their awareness of inner vision and energetic presence. All media welcome. Please bring an Artist Journal, sketch materials, and any preferred media for expressive, large-format work.

\$825.00

Figure Abstract Painting

Natasha Karpinskaia

Monday | 10:00 AM - 3:00 PM

1 Day: December 22

This workshop is designed for painters interested in exploring more deeply the fundamental elements that come together to create a successful abstract painting working with the figure model. There will be a focus on building a personal abstract language, as students will be given ample time to work independently with their own materials. There will be discussion of the work throughout class, as well as group critiques.

\$190.00



CERAMICS

Wheel Throwing for Beginners

Wendy Hower

Sunday | 10:00 AM - 4:00 PM

1 Day: September 7

Ever wanted to spend a day learning the basics of the pottery wheel? If so, this class is for you. Come spend the day with fellow beginners as they learn to create on the wheel. We will make plates, bowls and cylinders. All pieces will be bisque fired in the studio kiln and glaze fired as well. Clay and firing costs are included in the cost of the workshop.

\$240.00

One Night Stand: On the Potter's Wheel

Jon Puzzuoli

Friday | 7:00 PM - 9:00 PM

1 Day: September 19

Friday | 7:00 PM - 9:00 PM

1 Day: September 26

Friday | 7:00 PM - 9:00 PM

1 Day: October 10

Friday | 7:00 PM - 9:00 PM

1 Day: October 24

Friday | 7:00 PM - 9:00 PM

1 Day: November 14

Friday | 7:00 PM - 9:00 PM

1 Day: November 21

Join us for a fun evening out with friends or family! The evening will start with a wheel throwing demonstration followed by an opportunity for you to learn how to throw on the potter's wheel. You'll create your very own bowl(s) which we will glaze and fire for you to pick up at a later date. We promise you'll have a blast and it will be a different experience for you. Bring a friend, family member or a date, and enjoy the evening. The pieces will take four to six weeks to fire, and the school office will notify you when pieces are ready to be picked up.

\$75.00

Raku Workshop

Jon Puzzuoli

Sunday | 10:00 AM - 2:00 PM

1 Day: September 28

LEVEL: INTERMEDIATE - ADVANCED

Students bring their bisque pieces and spend the day glazing and firing in the raku kiln. We will do a combination of firings: traditional raku, and fuming techniques using horsehair and feathers. Students should use white stoneware clay, which may be purchased in advance. Pieces can be bisque fired in Silvermine's kiln two weeks prior to the date of the workshop. We will accommodate as many firings as the day allows. Expect to get at least 5 medium size (approximately 8 x 8 x 8 inches would be considered medium size) pieces fired.

\$180.00



Throwing Taller

Jon Puzzuoli

Monday, Tuesday | 10:00 AM - 2:00 PM

3 Days: December 8, December 9 & December 15

Whether you are refining your skills on the potter's or you're looking to make taller work, this workshop will suit your needs. In this three-day workshop we will analyze the foundational skills need to make a taller vessels on the wheel. We will dissect and discuss the science behind each step so it is easy to understand. Starting with a basic cylindrical form on day one and then moving onto more complex multi piece vases. During day two we will cover trimming and then several decorating methods with underglazes and slips. Having a new perspective and working through stumbling points for intermediate students will be a strong focus. The last day of the workshop will be spent glazing the pieces for our cone ten gas reduction kiln. Everything created in the workshop will be glazed fired and ready for pick up approximately three to four-weeks after the last day of class.

\$405.00

Blue Plate Special

Adam Chau

Saturday, Sunday | 10:00 AM - 2:00 PM

2 Days: December 13 - December 14

Learn how to use one of the most significant colors in clay: blue. Adam Chau will demonstrate how to use a variety of materials at different stages of the hand-building process to layer different hues of blue. Students will learn tips and tricks for drying work to prevent warpage, tools from other disciplines that aid in surface decoration, and a bit of art history and the story of how blue-and-white ceramics became a global phenomenon. This hands-on workshop will be primarily using hand building techniques for functional ceramics through slabs and coils.

\$365.00

Mold-Making for Clay Artists: Tools for Repetition and Design

Zach Dunn

Monday, Tuesday | 9:00 AM – 3:00 PM

2 Days: December 15 & December 16

In this two-day intensive workshop, you will learn to make simple plaster molds for clay. Expect to make approximately three molds. One for sprigs, one hump/slump mold, and one mold for pressing. The opportunities are endless! We will make molds for small embellishments that can be added to the surface of pieces, as well as create a plaster mold for a small object. Molds assist with repetition as well as uniformity as you create multiple parts to combine into a larger tile array, create a set of plates or trivets, or embellishments to add to vessels and sculptures. Molds allow the maker to create a more complicated or involved form that would be much more time consuming or impossible to hand build or throw. It also allows for the ease of repetition of a piece to create multiples or sets. Day one will consist of making plaster molds, while day two will be finishing the molds and beginning to use them, as time allows. Mold making materials will be provided.

\$475.00





PRINTMAKING

One Night Stand: Gel Plate Printing

Nash Hyon

Friday | 7:00 PM - 9:00 PM

1 Day: September 19

Friday | 7:00 PM - 9:00 PM

1 Day: October 17

Friday | 7:00 PM - 9:00 PM

1 Day: November 14

No experience needed! In this new, fun two hour workshop we will experience the magic of printing in multiple colors, design, textures and transfers using the gel plate. With water based paints multiple layers will be created by printing the same paper over and over. When these dry, the prints may be used for collage, cards, gift wrap or framed as finished artwork. You will be amazed at what you can make during the two hours of this workshop.

\$75.00

Introduction to Relief Printmaking

Evelyn Harvey

Saturday | 10:00 AM - 1:00 PM

1 Day: September 20

Saturday | 10:00 AM - 1:00 PM

1 Day: October 18

An introductory workshop to the process of relief printmaking. Using a linoleum block, design and carve your own image to print on paper. The workshop reviews what printmaking is, how to handle the carving tools, creating an image through relief, registering paper, and printing. This workshop is geared for those who want to explore the process and understand the steps and tools required.

\$110.00

Monoprint

Jill Nichols

Saturday | 11:00 AM - 3:00 PM

1 Day: November 1

Monotype is a simple, spontaneous print process. Artists, such as Marc Chagall (featured image) and Edgar Degas, have experimented with monotype with notable success. In this one-day workshop, students will create a one-of-a-kind series of monoprints. Bring a reference image, choose one from the provided images, or create your own from imagination. No experience necessary. Demonstration and supplies provided.

\$150.00



Introduction to Relief Printing: Woodcuts

Andrew Murdoch

Saturday, Sunday | 9:00 AM - 1:00 PM

2 Days: December 6 - December 7

Woodblock printing has been practiced, in one form or another, since 220 A.D. The process involves the removal of material (in this case, wood) allowing the raised areas to be inked and printed. During this workshop, students will develop images to be transferred to a wood block. This course will cover the use of basic carving tools and techniques to create an image that students will be able to print in small editions.

\$225.00

Relief Printmaking - Intensive

Evelyn Harvey

Monday, Tuesday, Wednesday, Thursday | 10:00 AM - 12:00 PM

4 Days: December 8 - December 11

In this intensive, review the process of relief printmaking from concept, design, carving, and printing. Different from a one day workshop, this series gives time to the development of design (one color printing), and the printmaking craft of registering paper, printing by hand, and printing using the press. This series offers individual feedback and encourages group discussion.

\$230.00



METAL & SCULPTURE

The Blacksmith's Bench: Forging a Bottle Opener

Leon Husock

Saturday | 2:00 PM - 6:00 PM

1 Day: September 20

Be the life of the party with your own hand-forged iron bottle opener! Class will start with a demonstration on how to use a forge, anvil, and blacksmith's hammer, after which students will learn how to forge a decorative bottle opener that they will finish and take home that same night. Students should wear cotton clothing, long pants, and closed-toed shoes.

\$180.00

The Blacksmith's Bench: Forging a Hook

Leon Husock

Sunday | 1:00 PM - 5:00 PM

1 Day: October 5

Sunday | 1:00 PM - 5:00 PM

1 Day: November 9

An evening of fire and fun! Students will explore the ancient art of blacksmithing, heating and forging steel with a hammer and anvil to create a decorative wall hook. The class will begin with a demonstration on how to use a forge and anvil, after which you will forge and finish a hook to take home that same night. Students should wear cotton clothing, long pants, and closed-toed shoes.

\$180.00

Introduction to Bladesmithing

Leon Husock

Monday, Tuesday, Wednesday | 1:00 PM - 5:00 PM

3 Days: December 8 - December 10

Learn to make your own hand-forged knife in this three day intensive workshop! We'll cover forging to shape, heat treatment to harden the steel, grinding, and sharpening, as well as the basics of forging steel and using a hammer and anvil. No previous experience is necessary, students must wear long pants, closed-toed shoes, and natural fibers (e.g. cotton).

\$415.00



JEWELRY & METALSMITHING

Sterling Silver Lotus Flower Cigar Band Ring

Maureen Henriques

Saturday, Sunday | 10:00 AM - 3:00 PM

2 Days: September 27 - September 28

In this workshop students will create a stunner of a ring. We will implement studio tools such a jeweler's saw, templates, sanding, and explore the specifics of soldering. Then...it's all about the flower. How to create the perfect flower, and get the perfect tight fit... and filing is key. We will concentrate on which files work best, how to choose them, and why. A dazzling tube set CZ completes the look.

\$355.00

The Dragonfly Pendant

Maureen Henriques

Saturday, Sunday | 10:00 AM - 3:00 PM

2 Days: October 4 - October 5

Brought to you by the letter "S"! Sweat soldering, sawing, sanding, and stone setting! In this class you will learn the technique of sweat soldering, a skill that allows jewelry makers to join two pieces of metal with precision and ease. This method is ideal for creating clean, strong, and professional-looking bonds, especially when working with delicate or intricate designs. Students will learn the essential skills of piercing and sawing to create intricate designs and fine details in metal. We will focus on mastering the use of a jeweler's saw to carefully cut out shapes and intricate patterns in metal. Sanding and filing of our work is also key, and we will discuss the best files to use, as well as other techniques to achieve our goal. Then it's on to polishing and setting our stone... By the end of the class, you'll have the skills to confidently apply sweat soldering sawing and stone setting to your jewelry designs, elevating and expanding your craftsmanship.

\$325.00



Fused Silver Dust Rings

Maureen Henriques

Sunday | 10:00 AM - 4:00 PM

1 Day: October 19

What kind of dust is the cool kind? Silver dust! We will create an organic textured ring shank by fusing silver dust, create a bezel for a stone, and combine the two for a truly spectacular one of a kind ring! Some of the techniques learned will be how to figure and calculate ring size, silver fusing, bezel creation, soldering, and stone setting. (stones will vary)

\$390.00

Fused Fine Silver Bracelet

Maureen Henriques

Sunday | 10:00 AM - 4:00 PM

1 Day: October 26

Students will learn the simple technique of fusing fine silver, which does not require solder, flux or pickling! We will coil, cut and saw our own rings, fuse them with an ordinary table top torch, texture and join the rings to create a linked bracelet...ready to wear! Techniques for forming a simple hand made clasp and earring wires will be discussed as well.

\$260.00



Sterling Silver Spinner Rings

Maureen Henriques

Saturday | 10:00 AM - 4:00 PM

1 Day: November 1

Spinner rings are just as fun to make as they are to wear! Using sterling silver sheet and wire, we will focus on simple ring construction, sizing, metal texturing, soldering, patina and polish. Experience is encouraged, but not necessary for this fidgety fun class.

\$230.00

Sandcast Stick & Stone Pendant

Maureen Henriques

Saturday, Sunday | 10:00 AM - 3:00 PM

2 Days: November 15 - November 16

This workshop offers an opportunity to learn the age-old art of sandcasting metal. Using real twigs and natural elements, students will learn the basics of making a mold in sand, melting metal and casting. We will then sand, file, solder, add patina, polish and bezel set a small stone to create a one-of-a-kind pendant that mother nature would surely envy! At the end of the workshop, you will walk away with a stronger understanding of Jewelry making, a new set of skills to use to grow as a maker, and a beautiful pendant that you can take home to finish as you like. Experience is encouraged, but not required.

\$355.00



Sterling Silver Feather Earrings

Maureen Henriques

Saturday | 10:00 AM - 4:00 PM

1 Day: November 22

These will be your new favorite pair of earrings! They catch light, movement, as well as compliments! We'll use soldering, texturing, and sawing techniques to create a lightweight realistic pair of feather earrings perfect for every occasion. We will discuss the use of traditional jewelry tools, filing, and polishing as well. This class is perfect for beginners or anyone who wants to have fun exploring metalsmithing and silversmithing.

\$245.00



SPECIAL STUDIES

Silvermine Saturday: Botanical Printing - Journal Covers

Bonnee Pecquex

Saturday | 12:00 PM - 2:00 PM

1 Day: September 13

Saturday | 12:00 PM - 2:00 PM

1 Day: October 18

Botanical printing, also known as eco-printing, is an artistic technique that involves using plant materials to create unique and intricate patterns on fabric or paper. It is a natural and sustainable way to incorporate the beauty of nature into visual art. By carefully arranging leaves, flowers, and other plant parts on the surface of the material and applying pressure and heat, the pigments and tannins present in the plants are transferred, resulting in stunning, one-of-a-kind designs. This eco-friendly form of printing provides a connection to the natural world and allows for endless creative possibilities. Come and learn this magical process and you will be forever 'hooked'! There will be a brief lecture about the technique, and then each person will get an opportunity to print a piece of wool that can be used to cover a journal/sketchbook (provided in the class) to bring home with them.

\$75.00

Silvermine Saturday: Botanical Printing - Silk Bandanas

Bonnee Pecquex

Saturday | 12:00 PM - 2:00 PM

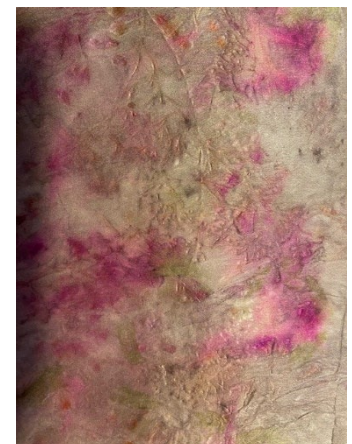
1 Day: September 20

Saturday | 12:00 PM - 2:00 PM

1 Day: November 1

Botanical printing, also known as eco-printing, is an artistic technique that involves using plant materials to create unique and intricate patterns on fabric or paper. It is a natural and sustainable way to incorporate the beauty of nature into visual art. By carefully arranging leaves, flowers, and other plant parts on the surface of the material and applying pressure and heat, the pigments and tannins present in the plants are transferred, resulting in stunning, one-of-a-kind designs. This eco-friendly form of printing provides a connection to the natural world and allows for endless creative possibilities.

\$75.00



Silvermine Saturday: Botanical Printing - Silk Scarves

Bonnee Pecquex

Saturday | 12:00 PM - 2:00 PM

1 Day: October 11

Botanical printing, also known as eco-printing, is an artistic technique that involves using plant materials to create unique and intricate patterns on fabric or paper. It is a natural and sustainable way to incorporate the beauty of nature into visual art. By carefully arranging leaves, flowers, and other plant parts on the surface of the material and applying pressure and heat, the pigments and tannins present in the plants are transferred, resulting in stunning, one-of-a-kind designs. This eco-friendly form of printing provides a connection to the natural world and allows for endless creative possibilities. Come and learn this magical process and you will be forever 'hooked'! There will be a brief lecture about the technique, and then each person will get an opportunity to make a silk scarf to take home with them.

\$75.00

One Night Stand: Unique Paper Flowers

Nash Hyon

Friday | 7:00 PM - 9:00 PM

1 Day: November 21

Using simple materials we will create several different paper flowers in this workshop. No experience needed and once you learn the basics many different types and sizes of flowers can be created. Go beyond nature with custom colors and patterns- just have fun!

\$75.00



PHOTOGRAPHY & DIGITAL ARTS

iPhone Photography: All You Need to Know


Bruce Dunbar

Saturday | 10:00 AM - 2:00 PM

1 Day: September 20

Learn to take full advantage of all the capabilities of your iPhone camera. During this class, you'll learn the tips and tricks of iPhone photography and how to make the most of your phone's camera, starting with photography basics; focus control and exposure. Composition and creativity will be discussed too. No experience necessary!

\$145.00



Fast Track from AUTO to MANUAL on your 35mm Camera

Peter Glass

Saturday | 1:00 PM - 4:00 PM

1 Day: September 27

Learn to master MANUAL mode on your 35mm digital camera in just 3 hours! Take full control of aperture, shutter speed, ISO and more for photos that reflect your creative vision. This hands-on workshop covers essential techniques, camera handling, and key settings to get you off AUTO and shooting with confidence. A detailed handout simplifies learning and supports your progress during and after class. Unlock your camera's full potential and elevate your photography!

\$160.00

Take Great Photos with Your Smartphone

Peter Glass


Saturday | 1:00 PM - 4:00 PM

1 Day: October 4

The quality of smartphone cameras is improving rapidly. In many situations, they work quite well as stand-ins for 35mm cameras. Therefore, dragging around a heavy camera, hoping not to miss that great picture opportunity, is no longer necessary. A good-quality smartphone camera may work almost as well. This class is for those interested in producing high-quality images with their smartphone cameras. That means learning and understanding the camera controls, as well as when and how to use them. Doing so will put the photographer in better control of their camera—leading to significantly improved photographs. Everything necessary for taking great smartphone pictures will be addressed, including:

Learning how to use the camera controls on your specific smartphone· Basic photographic theory· Discussing and, if desired, installing other smartphone camera apps· Suggestions for hand-holding your camera· Specific steps to follow when taking a picture· Useful accessories for your smartphone camera· How to compose your photographs to produce truly wonderful results· A very complete handout will be distributed on arrival. It contains lots of information and will greatly simplify the process of understanding what's being taught in class. You'll also find it quite useful for review after the class ends.

\$160.00



iPhone Photography: The Next Level

Bruce Dunbar

Saturday | 10:00 AM - 2:00 PM

1 Day: November 8

Start using your iPhone camera to Make instead of take pictures. In this workshop we will use the functions of the native iPhone to create still-lives, look for landscape ops and consider the macro world in addition to abstraction. Using the built-in editing functions as well as some apps, participants will craft photographs for a final in class slide review. Other accessories such as attachable lens will be discussed. To be most successful in this workshop you should have a knowledgeable understanding of your iPhone camera or have taken the previous workshop.

\$145.00

Darkroom Photography Printing

Bruce Dunbar

Tuesday | 9:30 AM - 12:30 PM

2 Days: December 9 & December 16

Step into the magical world of analog photography and discover the timeless art of darkroom printing. This hands-on workshop will guide you through the complete process of developing black and white photographs from film negatives to finished prints, using traditional wet chemistry techniques that have remained virtually unchanged for over a century. Participants will master fundamental skills, including enlarger operation and focusing techniques, test strip creation for optimal exposure timing, and contrast control. No prior darkroom experience is required. This workshop is designed for complete beginners as well as those looking to refresh their analog printing skills.

\$195.00



Darkroom Printing - Large!

Bruce Dunbar

Wednesday | 10:00 AM - 3:00 PM

1 Day: December 10

Ever wonder what your negatives would look like printed extremely large? This class will investigate the darkroom print in 20 x 24" format using 35mm, 120mm or 4x5" film negatives. An overview of archival processing will be demonstrated. Bring your own negatives and we will make big exhibition quality prints. Limited to 5 students.

\$175.00

Complete Cyanotype

Bruce Dunbar

Thursday | 9:30 AM - 12:30 PM


2 Days: December 11 & December 18

Discover cyanotypes beyond the basic blueprint. Learn how to bleach and tone with botanicals and the science behind it. Explore the Wet Cyanotype technique to make unique prints. Discover the Cyanolumen printing process. Experiment with printing on fabric and other alternative surfaces. All levels welcome. Before the workshop, students will receive information for preparing for the workshop.

\$195.00



YOUTH COURSES



PRE-K EXPERIENCES

Little Blooming Artists (Ages: 3-5)

Lori Bloom

Monday | 9:15 AM - 11:15 AM

5 Weeks: September 8 - October 6

Friday | 9:15 AM - 11:15 AM

5 Weeks: September 12 - October 10

Monday | 9:15 AM - 11:15 AM

5 Weeks: October 20 - November 17

Friday | 9:15 AM - 11:15 AM

5 Weeks: October 24 - November 21

Drop-off your little creator to explore and experiment with different materials without being concerned about the final project. This is a time to play, create, get messy and just have fun! Your amazing little artists will try a variety of materials and methods in this studio class. Students will be exposed to story books, paint, watercolors, tissue paper, cutting, gluing, clay, textures, colors and so much more. This class is hands on and can be super messy.

\$225.00

Tiny Hands Arts Exploration: With a Creative Companion (Ages: 3-5)

Katie Tarczali

Wednesday | 9:00 AM - 10:00 AM

5 Weeks: September 10 - October 8

Wednesday | 9:00 AM - 10:00 AM

5 Weeks: October 22 - November 19

Let your little one learn all about color while having fun with a caregiver. Students will explore color while collaging, printing, creating texture, stenciling, gluing, playing with sand, modeling clay and more. Students will often focus on the process of creating and developing fine motor skills rather than a completed artwork. This class can be super messy so don't wear your favorite clothes. All materials are included.

\$150.00

Tiny Hands Arts Exploration: Drop-off Creative Play (Ages: 3-5)

Katie Tarczali

Wednesday | 10:30 AM - 11:30 AM

5 Weeks: September 10 - October 8

Wednesday | 10:30 AM - 11:30 AM

5 Weeks: October 22 - November 19

Let your little one explore color on their own while having fun with new friends. Students will explore color while collaging, printing, creating texture, stenciling, gluing, playing with sand, modeling clay and more. Students will often focus on the process of creating and developing fine motor skills rather than a completed artwork. This class can be super messy so don't wear your favorite clothes. All materials are included.

\$135.00





PAINTING & DRAWING

Masters of Color and Expression (Ages: 10-13)

Georgette Diamandis

Monday | 4:00 PM - 6:00 PM

10 Weeks: September 8 - November 17

Join us for a creative journey through the bold and colorful worlds of Vincent van Gogh, Henri Matisse, and Paul Cézanne! In this exciting art class, students will explore the unique styles and techniques of three legendary artists who changed the way we see art. Each week, we'll dive into one artist's life and work—learning how Van Gogh used swirling brushstrokes and emotion, how Matisse played with color and shape, and how Cézanne built his paintings with strong forms and structure. Through hands-on projects using paint, collage, and mixed media, students will create their own masterpieces inspired by these influential artists. Perfect for young artists who love to experiment, express themselves, and discover the power of art history through creativity and fun. **class will not meet on Sept.22**

\$480.00



Exploring Drawing, Painting and More! (Ages: 10-13)

Karen Siegel

Wednesday | 4:40 PM - 6:30 PM

10 Weeks: September 17 - November 26

In this course students will explore the elements of art (color, form, line, shape, space, texture, and value) through various artistic media. Subject matter will include still-life, landscape, abstraction and more. A different art technique will be introduced each week giving the young artist a chance to have fun exploring a variety of materials.

\$480.00

Pet Projects: Painting Animal Portraits (Ages: 7-11)

Georgette Diamandis

Wednesday | 4:30 PM - 6:30 PM

8 Weeks: September 10 - November 5

Get ready to roar, squeak, bark, or purr—this class is all about animals! In this fun and creative painting class, young artists will learn how to create colorful animal portraits using acrylics, watercolors, and mixed media. Whether it's a pet at home or a favorite wild animal, students will explore how to capture personality, texture, and expression through brushwork and color. **class will not meet on Oct.1**

\$410.00



Youth Oil Painting (Ages: 13-17)

C.J. Guerin

Thursday | 4:30 PM - 6:30 PM

6 Weeks: September 18 - October 30

Students will learn about the beautiful and unique qualities of painting in oil. We will learn about setting up a palette, color mixing, mediums and glazing, layering and care of materials. Working both in the studio and plein air to create a still-life and landscape, the areas of sighting, linear and aerial perspective will be covered, allowing students to accurately paint what they see. **class will not meet on Oct.2**
\$330.00



Material Mastery in Painting & Drawing (Ages: 10-13)

Evelyn Harvey

Tuesday | 4:00 PM - 6:00 PM

8 Weeks: September 23 - November 11

In this course, students work with a variety of drawing and painting medium to create their own artwork each class. The course overviews the foundation of using the materials and expressing it by review line, shape, value, scale, and composition. The first half focuses on different drawing mediums and the second focuses on one painting project. Instructor feedback is given, and group discussion is encouraged.
\$410.00

Exploring Drawing, Painting and More! (Ages: 7-9)

Karen Siegel

Tuesday | 4:30 PM - 6:30 PM

8 Weeks: September 30 - November 18

In this course students will explore the elements of art (color, form, line, shape, space, texture, and value) through various artistic media. Subject matter will include still-life, landscape, abstraction and more. A different art technique will be introduced each week giving the young artist a chance to have fun exploring a variety of materials.
\$410.00



CERAMICS

Handbuilt Treasures: Creative Clayworks (Ages: 7-10)

Evelyn Harvey

Wednesday | 4:00 PM - 6:00 PM

6 Weeks: October 6 – November 10

In this both exploratory and project-based class, students will make unique handbuilt creations using their own hands! Each week students will explore a different handbuilding technique, working to create both functional and sculptural works of art filled with textural patterns and motifs. All skill levels are welcome.
\$300.00



PRINTMAKING

Marvelous Monotypes & Masterpieces (Ages: 10-13)


Evelyn Harvey

Wednesday | 4:00 PM - 6:00 PM

8 Weeks: September 17 - November 12

Get ready to roll, press, and wow! In this exciting hands-on class, you'll dive into the colorful world of monotype printmaking—where every print you make is totally unique! We'll explore awesome techniques like Gelli plate printing, watercolor pencil on acrylic sheets, and trace monotypes. Each method is a new adventure in layering, texture, and material discovery. You'll get lots of personal tips from your instructor and have fun sharing ideas with your fellow artists. Come experiment, make a mess (the fun kind!), and leave with artwork you'll be proud of. **class will not meet on Oct. 1**

\$345.00



PHOTOGRAPHY & DIGITAL ARTS

Portraits in Photoshop: Mastering Composition, Lighting & Color (Ages: 10-15)


Bridget Pavalow

Saturday | 1:00 PM - 4:00 PM

6 Weeks: September 13 - October 25

This class will guide you through the essentials of creating compelling portraits in Photoshop. Each week, we'll explore a key element of creating a portrait—composition, lighting and color. You'll learn how to shape mood with lighting techniques and bring your portraits to life. You'll learn the essential tools in Photoshop such as the brush tool, Hue & Saturation and many more. By the end of the course, you'll create one polished realistic portrait. **class will not meet on Oct. 18**

\$370.00



Dynamic Digital Sketchbooking: Digital Composition & Staging (Ages: 14-17)


Jonathan DeLoca

Thursday | 4:00 PM - 6:00 PM

8 Weeks: September 25 - November 20

Master the art of digital composition and storytelling in this hands-on sketch-booking class for ages 14–17. Using Procreate or Photoshop, students will build a strong visual foundation through weekly exercises focused on staging, motifs, contrast, and narrative design. Projects explore gesture, shape language, focal points, and visual flow culminating in a finished digital composition. No prior digital experience is needed—just a love of drawing and a curious eye for how pictures communicate.

\$340.00



Basics of Black & White Photography and Darkroom (Ages: 16 & Up)

Bruce Dunbar

Saturday | 10:00 AM - 1:00 PM

6 Weeks: September 27 - November 1

For photographers who are just beginning or those who need to refresh and/or improve their understanding of the basic photographic principles. Using the black and white process, students will learn concepts and ideas of photography by printing their own pictures. Discussions will revolve around students' work. Some photographic examples from art history will be shown. This class is open to students 16 years old and up. Students provide their own camera, film and printing paper.

\$455.00

Create Your Own Illustration in Photoshop: From Sketch to Final Artwork (Ages: 10-15)

Bridget Pavalow


Tuesday | 4:30 PM - 6:30 PM

6 Weeks: September 30 - November 11

Students will learn key illustration techniques and Photoshop tools, including layers, Hue & Saturation tool, blending modes and much more. They'll learn how to sketch an illustration from start to finish, create perspective, color theory and storytelling into their artworks. By the end of the course, they'll complete a finished illustration and have a strong foundation in Photoshop. **class will not meet on*

*Oct.21**

\$290.00



Intersection of Digital Art: Nature Journaling and Digital Collage (Ages: 10-13)

Bridget Pavalow

Sunday | 9:30 AM - 12:30 PM

6 Weeks: October 26 - November 30

Strike a balance between traditional arts practices and the ever expanding world of digital arts processes. Students will learn to appreciate nature by stepping away from screens and observing the world around them. Using mediums such as pastels & watercolors students will capture the beauty of nature in a personal sketchbook. They will then take their drawings and paintings back to the computer lab, to create beautiful digital collages, using Photoshop. Students will have the opportunity to develop basic Photoshop skills, while incorporating hands-on traditional arts mediums, with a focus on observation in nature.

\$370.00



MIXED MEDIA & COLLAGE

Mixed Media Art (Ages: 6-9)

Martha Bloom

Monday | 4:30 PM - 6:30 PM

11 Weeks: September 8 - November 24

Mixed Media is a good way to keep one's hand in all the fine art mediums like drawing painting printing collage assemblage and with their combinations. During the session there will be drawing from the model, still life and imaginative work. Painting both abstract and realistic collage using collected imagery, assemblage using 3D objects some sculpture with found objects and clay. A combination of mediums will be practiced as Mixed Media can incorporate personal expression. There will be an emphasis of working in one own style favored pallet and with interests and issues unique to each student incorporated into their work. Careful individual instruction and suggestions will be offered with some class discussion about art making artists techniques.

class will not meet on Sept.22

\$520.00 / 11 Weeks

Mixed Media Art (Ages: 6-9)

Martha Bloom

Friday | 4:30 PM - 6:30 PM

10 Weeks: September 12 - November 21

Mixed Media is a good way to keep one's hand in all the fine art mediums like drawing painting printing collage assemblage and with their combinations. During the session there will be drawing from the model, still life and imaginative work. Painting both abstract and realistic collage using collected imagery, assemblage using 3D objects some sculpture with found objects and clay. A combination of mediums will be practiced as Mixed Media can incorporate personal expression. There will be an emphasis of working in one own style favored pallet and with interests and issues unique to each student incorporated into their work. Careful individual instruction and suggestions will be offered with some class discussion about art making artists techniques.

class will not meet on Nov.7

\$480.00

Art Explorers: Mixed Media Adventures (Ages: 6-9)

Nell Waters

Thursday | 4:30 PM - 6:30 PM

10 Weeks: September 11 - November 20

Young artists will dive into a world of creativity in this playful and engaging mixed media course. Using materials like paint, pencil, pastels, fabric, and clay, students will explore painting, drawing, collage, and sculpture while learning about different themes and art styles. Each project encourages imagination and self-expression, while gently building technical skills in a fun, supportive studio environment. Perfect for curious minds who love to make, mix, and create!

class will not meet on Oct.2

\$480.00



YOUTH WORKSHOPS



PAINTING & DRAWING

Pawtraits in Paint: Observational Studies from a Live Dog Model (Ages: 9-13)

Karen Siegel

Tuesday | 4:30 PM - 6:30 PM

1 Day: December 16

Join us for a fun and unique painting session featuring 'Cue,' the beloved rescue dog! In this lively workshop, you'll create your own canvas painting while learning foundational skills in animal anatomy, color theory, and the use of light and shadow. Whether you're a beginner or experienced painter, this is a heartwarming and educational experience you won't want to miss.

\$125.00



CERAMICS

Clay Days: Hands-On Handbuilding Series (Ages: 7-10)

Maya Jackowitz

Pinching Mugs

Saturday | 9:30 AM – 11:30 AM

1 Day: September 27

Salb Scenes

Saturday | 9:30 AM – 11:30 AM

1 Day: October 4

Magical Handbuilding

Saturday | 9:30 AM – 11:30 AM

1 Day: October 25


Ceramic Jewelry

Saturday | 9:30 AM – 11:30 AM

1 Day: November 8

Discover the endless possibilities of clay! In these hands-on workshops, you'll explore essential handbuilding techniques—pinching, coiling, slab work, and surface design—while shaping both functional and decorative pieces. From sculptural art to everyday objects, you'll have the freedom to experiment, personalize, and bring your own creative vision to life. Themes are listed by date, and students are welcome to take just one workshop or enjoy them all. All skill levels are welcome, and every creation will be glazed and kiln-fired!

\$80.00



MIXED MEDIA & COLLAGE

School Break Studio Art Jams (Ages: 5-10)

Marta Kot

Rolling Hills with Autumn Light & Apple Trees

Tuesday | 9:00 AM - 1:30 PM

1 Day: September 23

Autumn Still Life

Thursday | 9:00 AM - 1:30 PM

1 Day: October 2 - October 2

Details & the Autumn (Fairy, Wizard, and/or Realistic) Landscape

Tuesday | 9:00 AM - 1:30 PM

1 Day: October 14

Me, Myself & I: Fashion and the Self Portrait

Tuesday | 9:00 AM - 1:30 PM

1 Day: November 4

Large-Sized Painting on Canvas: Freedom

Tuesday | 9:00 AM - 1:30 PM

1 Day: November 11

Celebrating the Uniqueness of Snowflakes & Snowpeople

Wednesday | 9:00 AM - 1:30 PM

1 Day: December 31

Children will discover the beauty and magic of expression while exploring a variety of materials in each studio session. Skills and techniques will be developed while painting, drawing, sculpting and making friends. Materials may include charcoal, fabric, paint, clay, watercolors, oil pastels, wood, foam, beads and glitter dust, more. View individual class offerings for a full description of the theme!

\$185.00

School Break Studio Art Jams (Ages: 5-10)

Marta Kot

Owls in October

Monday | 9:00 AM - 2:00 PM

1 Day: October 13

Children will discover the beauty and magic of expression while exploring a variety of materials in each studio session. Skills and techniques will be developed while painting, drawing, sculpting and making friends. Materials may include charcoal, fabric, paint, clay, watercolors, oil pastels, wood, foam, beads and glitter dust, more.

\$195.00

School Break Studio Art Jams (Ages: 5-10)

Marta Kot

Sculpting with Wood & Metal

Monday, Tuesday | 9:00 AM - 1:30 PM

2 Days: December 29 - December 30

Children will discover the beauty and magic of expression while exploring a variety of materials in each studio session. Skills and techniques will be developed while painting, drawing, sculpting and making friends. Materials may include charcoal, fabric, paint, clay, watercolors, oil pastels, wood, foam, beads and glitter dust, more.

\$315.00

Sunday Mornings at Silvermine (Ages: 5-10)

Marta Kot

Self and Scarecrows, Segmented Roundish Pumpkins, Moving Witches & Transparent Ghosts

Sunday | 9:30 AM - 1:00 PM

1 Day: October 26

Children explore with creativity and express themselves in a unique and personal way. Skills and techniques will be developed while painting, drawing, sculpting and making friends. Materials may include charcoal, fabric, paint, clay, watercolors, oil pastels, wood, foam, beads and glitter dust, more. View individual class offerings for a full description of the theme!

\$155.00

Landscape with Holiday Conifers & Sparkling Snowflakes

Sunday | 9:30 AM - 1:00 PM

1 Day: December 21

Sunday Mornings at Silvermine (Ages: 5-10)

Marta Kot

Animals that Hibernate

Sunday | 9:00 AM - 1:00 PM

1 Day: November 30

Children explore with creativity and express themselves in a unique and personal way. Skills and techniques will be developed while painting, drawing, sculpting and making friends. Materials may include charcoal, fabric, paint, clay, watercolors, oil pastels, wood, foam, beads and glitter dust, more. View individual class offerings for a full description of the theme!

\$175.00

